

BRADY TABLE COLLECTION



ABOUT THIS COLLECTION

The Brady Pedestal Collection consists of bases with a square metal column and base plate with wood or laminate tops.

STANDARD FEATURES

- 1.5" solid wood or laminate table top
- 14-gauge steel base
- Brazed, coped, and sanded welds
- Felt glides

PERSONALIZATION OPTIONS
























- The table to the right explains all of the available options for the Brady Pedestal Collection.

OPTIONS

	PAGE	ADD TO LIST PRICE
Fixed Pub Height - Available on all Bases	140	\$90
Light Distressing	140	Call for Quote
Heavy Distressing	140	Call for Quote

BRADY PEDESTAL TABLES



SOLID WOOD TABLE TOPS	LAMINATE TABLE TOPS						
Solid Wood  Eased  Bullnose  Half Bullnose  WF6	Vinyl  Vintee	Edgeband  3MM	Laminate Overlay  IWDBN  IWDPW  IWD45  IWF6  IPWFlat	Wood Edges  WC1  WC2  WC3  WC4	Wood Edges  WD1  WD3  WD4  WF6	Urethane  PVE1  PVE3	Woodgrain Urethane  MP1  MP3

SIZE	MODEL	\$LIST PRICE								UNPKG.D. WGT. #*
Round										
24 dia.	BR24R	585	523	496	667	935	1013	931	931	58**
30 dia.	BR30R	772	688	568	952	1227	1330	1171	1171	84**
36 dia.	BR36R	973	776	643	1172	1456	1579	1298	1298	94**
42 dia.	BR42R	1374	934	844	1584	1875	2033	1435	1435	139**
48 dia.	BR48R	1664	1315	1388	2074	2384	2584	1759	1759	154**
54 dia.	BR54R	2191	1475	1524	2537	2965	3214	1796	1796	172**
60 dia.	BR60R	2644	1681	1695	2715	3132	3397	1865	1865	192**
Square										
24x24	BR24S	563	523	485	586	684	705	869	869	69
30x30	BR30S	743	688	556	815	974	1004	1101	1101	98
36x36	BR36S	962	776	631	974	1195	1230	1223	1223	113
42x42	BR42S	1340	934	844	1261	1633	1683	1356	1356	165
48x48	BR48S	1614	1045	938	1458	1857	1912	1441	1441	187

NOTES:

*Unpackaged weights based on solid wood pricing. Call factory for specific weight information.

**Weights are based on dining height table base. Please use this as an estimate. Weights will vary upon table base and height.

\$250.00 Charge for orders fewer than 5.

Required to Order: Model Number, Edge Profile, Finishes, Any Additional Options

TOP SHAPES



Round Square