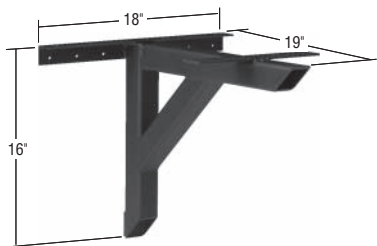


# CANTILEVER COLLECTION



## ABOUT THIS COLLECTION

The Cantilever Table Collection consists of 2" square tube table mount frames in three sizes.

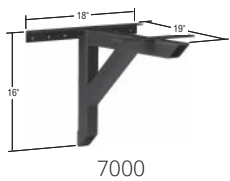
## STANDARD FEATURES

- 2" square tube steel frame
- 10", 19", and 33" variations
- Custom sizes available

---

## PERSONALIZATION OPTIONS

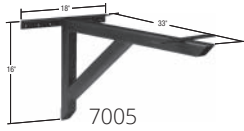
- Consult your architect or general contractor for proper installation. Installation techniques vary based on wall material. Call for custom sizing.



**CANTILEVER TABLE MOUNTS**

MODEL	SIZE	\$LIST PRICE	UNPKGD. WGT. #
7000	24"-36"	246	-

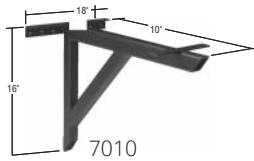
Overall Height: 16" Overall Width: 18" Overall Depth: 19"



**CANTILEVER TABLE MOUNTS**

MODEL	SIZE	\$LIST PRICE	UNPKGD. WGT. #
7005	36"-54"	259	-

Overall Height: 16" Overall Width: 18" Overall Depth: 33"



**CANTILEVER TABLE MOUNTS**

MODEL	SIZE	\$LIST PRICE	UNPKGD. WGT. #
7010	14"-20"	205	-

Overall Height: 16" Overall Width: 18" Overall Depth: 10"