



## About the Collection

Onesima Tables feature soft, organic top and steel base forms. Round, Square, Soft Square, Rectangular and D-Shape Tables available in 30" (dining), 36" (counter) and 42" (bar) height options.

## Standard Features

- Top shapes in round, square, soft square, rectangular and D-shape all with soft, radius corners
- Top material choices in solid wood and laminate with flat or refined, knife edge profile
- Laminate tops with exposed plywood edge or 3mm edgeband options
- 3" round column (except for 60" round table, which has a 5" column) with base plate that matches top shape, all with rounded corners
- Base and column can be specified in different metal finishes, for an upcharge
- Optional power module, to keep mobile devices charged. Black or white finish available
- Plastic glides for durability, 1/2" H for clearance
- Assembly required

## Power Module Options

The modules are centered over the column with cord management through the column and exits at the base. Base clearance is 1/2"H to allow for cord management.

## USB A/C Module

This module has one USB-A and one USB-C 5V charging port and a 72"L power cord with 15-amp plug. The 15-amp plug includes a built-in transformer measuring 2 1/8"D x 1 1/2"W x 3 1/2"H. The module is available in Black or White Finishes. Available on all table sizes, except 60" Round.

## Power Module

The power module comes with one simplex receptacle and one USB-A/C combination charging port. The power cord is 72"L with a standard 15-amp plug. Black and White finish choices. Available on the 60" Round table only.



## Options & Accessories

Table base and column, painted in different metal finishes	124	\$50
Simple, USB A/C module with 72" power cord for tables — except 60" Round One or two modules can be specified on 30 x 60 and 30 x 72 tables with two columns	124	\$375 per module
Power Module, one simplex and USB A/C with 72" cord (for 60" round, only)	124	\$500

## Required to Order

1. Model Number and Description
2. Wood or Laminate Top Finish
3. Table Top Edge Profile
4. Table Base Finish
5. Options, if selected (above)

### Example:

ONE-36-36-SSQ-30, Onesima — Table, 36-36, Soft Square, 30" High, Solid Wood Top, Maple, WF6 Knife Edge, Natural, Cement Grey Base and Column

## Notes & Tips




- \* 30 x 60 and 36 x 72 Tables with two columns can specify either one or two Simple USB A/C modules. Modules are positioned over the column.
- \* Laminate tops with 3mm edgeband are 1" thick.
- \* 60" Table with exposed ply edge is produced with a 2-pc top. Laminate with woodgrain pattern can not be guaranteed to have a perfect match of the grain pattern. Solid laminate recommended.

# ONESIMA TABLES — ROUND TABLES - 30", 36", 42" HIGH

## Solid Wood Table Edge Options

## Laminate Table Top Edge Options






DESCRIPTION	TOP SIZE		Model #	\$ LIST PRICE					UNPKG.D. WGT. #
	Dia.	H		Maple	Hickory, White Oak	Walnut, Mixed Woods	Edgeband	Laminate Overlay	
<b>30" High, Round Onesima Table</b> 	24" dia.	30"	ONE-24-24-RD-30	839	1557	1742	707	863	
	30" dia.	30"	ONE-30-30-RD-30	1099	1858	2075	811	1227	
	36" dia.	30"	ONE-36-36-RD-30	1411	2212	2456	915	1435	
	42" dia.	30"	ONE-42-42-RD-30	1962	3042	3407	1305	2023	
	48" dia.	30"	ONE-48-48-RD-30	2504	3881	4347	1721	2582	
	60" dia.	30"	ONE-60-60-RD-30	3481	5394	6042	2392	3588	
<b>36" High, Round Onesima Table</b> 	24" dia.	36"	ONE-24-24-RD-36	924	1642	1827	792	948	
	30" dia.	36"	ONE-30-30-RD-36	1184	1943	2160	896	1312	
	36" dia.	36"	ONE-36-36-RD-36	1496	2297	2541	1000	1520	
	42" dia.	36"	ONE-42-42-RD-36	2047	3127	3492	1390	2108	
	48" dia.	36"	ONE-48-48-RD-36	2589	3966	4432	1806	2667	
	<b>42" High, Round Onesima Table</b> 	24" dia.	42"	ONE-24-24-RD-42	924	1642	1827	792	948
30" dia.		42"	ONE-30-30-RD-42	1184	1943	2160	896	1312	
36" dia.		42"	ONE-36-36-RD-42	1496	2297	2541	1000	1520	
42" dia.		42"	ONE-42-42-RD-42	2047	3127	3492	1390	2108	
48" dia.		42"	ONE-48-48-RD-42	2589	3966	4432	1806	2667	

# ONESIMA TABLES — SOFT SQUARE TABLES - 30", 36", 42" HIGH

## Solid Wood Table Edge Options

## Laminate Table Top Edge Options






DESCRIPTION	TOP SIZE			Model #	\$ LIST PRICE					UNPKGD. WGT. #
	W	L	H		Maple	Hickory, White Oak	Walnut, Mixed Woods	Edgeband	Laminate Overlay	
<b>30" High, Soft Square Onesima Table</b> 	24"	24"	30"	ONE-24-24-SSQ-30	839	1557	1742	707	863	
	30"	30"	30"	ONE-30-30-SSQ-30	1099	1858	2075	1811	1227	
	36"	36"	30"	ONE-36-36-SSQ-30	1411	2212	2456	915	1435	
	42"	42"	30"	ONE-42-42-SSQ-30	1962	3042	3407	1305	2023	
<b>36" High, Soft Square Onesima Table</b> 	24"	24"	36"	ONE-24-24-SSQ-36	924	1642	1827	792	948	
	30"	30"	36"	ONE-30-30-SSQ-36	1184	1943	2160	896	1312	
	36"	36"	36"	ONE-36-36-SSQ-36	1496	2297	2541	1000	1520	
	42"	42"	36"	ONE-42-42-SSQ-36	2047	3127	3492	1390	2108	
<b>42" High, Soft Square Onesima Table</b> 	24"	24"	42"	ONE-24-24-SSQ-42	924	1642	1827	792	948	
	30"	30"	42"	ONE-30-30-SSQ-42	1184	1943	2160	896	1312	
	36"	36"	42"	ONE-36-36-SSQ-42	1496	2297	2541	1000	1520	
	42"	42"	42"	ONE-42-42-SSQ-42	2047	3127	3492	1390	2108	

# ONESIMA TABLES — SQUARE TABLES - 30", 36", 42" HIGH

## Solid Wood Table Edge Options

## Laminate Table Top Edge Options










DESCRIPTION	TOP SIZE			Model #	\$ LIST PRICE					UNPKG.D. WGT. #
	W	L	H		Maple	Hickory, White Oak	Walnut, Mixed Woods	Edgeband	Laminate Overlay	
<b>30" High, Square Onesima Table</b> 	24"	24"	30"	ONE-24-24-SQR-30	839	1557	1742	707	863	
	30"	30"	30"	ONE-30-30-SQR-30	1099	1858	2075	811	1227	
	36"	36"	30"	ONE-36-36-SQR-30	1411	2212	2456	915	1435	
	42"	42"	30"	ONE-42-42-SQR-30	1962	3042	3407	1305	2032	
<b>36" High, Square Onesima Table</b> 	24"	24"	36"	ONE-24-24-SQR-36	942	1682	1827	792	948	
	30"	30"	36"	ONE-30-30-SQR-36	1184	1943	2160	896	1312	
	36"	36"	36"	ONE-36-36-SQR-36	1496	2297	2541	1000	1520	
	42"	42"	36"	ONE-42-42-SQR-36	2047	3127	3492	1390	2108	
<b>42" High, Square Onesima Table</b> 	24"	24"	42"	ONE-24-24-SQR-42	1009	1727	1912	877	1033	
	30"	30"	42"	ONE-30-30-SQR-42	1269	2028	2245	981	1397	
	36"	36"	42"	ONE-36-36-SQR-42	1581	2382	2626	1085	1605	
	42"	42"	42"	ONE-42-42-SQR-42	2132	3212	3577	1475	2193	

# ONESIMA TABLES — RECTANGULAR TABLES - 30", 36", 42" HIGH

## Solid Wood Table Edge Options

## Laminate Table Top Edge Options



DESCRIPTION	TOP SIZE			Model #	\$ LIST PRICE					UNPKGD. WGT. #
	W	L	H		Maple	Hickory, White Oak	Walnut, Mixed Woods	Edgeband	Laminate Overlay	
30" High, Rectangular Onesima Table 	24"	30"	30"	ONE-24-30-RTR-30	1014	1622	1817	759	1045	
	24"	36"	30"	ONE-24-36-RTR-30	1115	1784	1998	811	1149	
	30"	36"	30"	ONE-30-36-RTR-30	1216	1945	2179	889	1253	
36" High, Rectangular Onesima Table 	24"	30"	36"	ONE-24-30-RTR-36	1099	1707	1902	844	1130	
	24"	36"	36"	ONE-24-36-RTR-36	1200	1869	2083	896	1234	
	30"	36"	36"	ONE-30-36-RTR-36	1301	2030	2264	974	1338	
42" High, Rectangular Onesima Table 	24"	30"	42"	ONE-24-30-RTR-42	1099	1707	1902	844	1130	
	24"	36"	42"	ONE-24-36-RTR-42	1200	1869	2083	896	1234	
	30"	36"	42"	ONE-30-36-RTR-42	1301	2030	2264	974	1338	
30" High, Rectangular Onesima Table with Two Bases 	30"	60"	30"	ONE-30-60-SRT-30	2021	3233	3621	1541	2083	
	36"	72"	30"	ONE-36-72-SRT-30	2564	4102	4594	1739	2643	
36" High, Rectangular Onesima Table with Two Bases 	30"	60"	36"	ONE-30-60-SRT-36	2191	3403	3791	1711	2253	
	36"	72"	36"	ONE-36-72-SRT-36	2734	4272	4764	1909	2813	
42" High, Rectangular Onesima Table with Two Bases 	30"	60"	42"	ONE-30-60-SRT-42	2191	3403	3791	1711	2253	
	36"	72"	42"	ONE-36-72-SRT-42	2734	4272	4764	1909	2813	
30" High, Rectangular Onesima Table — D-Shape 	24"	30"	30"	ONE-24-30-D-30	1102	1711	1905	848	1134	
	24"	36"	30"	ONE-24-36-D-30	1203	1872	2086	900	1238	
	30"	36"	30"	ONE-30-36-D-30	1304	2033	2267	978	1342	