



### About the Collection

Spartan Tables feature an X-shaped or T-shaped cast iron base with a circular steel column. The Spartan series is available in round, square, or rectangle top shapes. Choose between 30" (dining), 36" (counter), or 42" (bar) height.

### Standard Features

- Tops are available in square, round, or rectangular shapes
- Available top materials include solid wood in a variety of species and finishes or laminate tops of your choosing
- X-based shaped cast base with circular steel column
- Adjustable glides

### Options & Accessories

Purse Shelf: Vintee Surfaces	124	\$250
Self-Leveling Glides	124	\$12/T-Base, \$24/X-Base
Table-Flip Mechanism	124	\$140/Base
Table Connectors	124	\$75/Connection
Light Distressing	124	Call for Quote
Heavy Distressing	124	Call for Quote

### Required to Order

1. Model Number and Description
2. Wood or Laminate Top Finish
3. Table Top Edge Profile
4. Table Base Finish
5. Options, if selected (above)
6. Glides, if other than standard listed

#### Example:

SP-24-24-SQ-36, Table, Spartan, SP, 24-24, Square Shape, Counter Height, Solid Wood Top, Maple, Eased Edge, Olive Green Base & Column

### Notes & Tips






- \* When specifying self-leveling glides, overall height of table increases by 1/4"
- \* Assembly required
- \* High gloss or low gloss clear coat not available

# SPARTAN TABLES — ROUND TABLES - 30", 36", 42" HIGH

## Solid Wood Table Edge Options

## Laminate Table Top Edge Options








Description	Top Size		Model #	\$ List Price							Unpkgd. Wgt. #
	Dia.	H		Maple	Hickory, White Oak	Walnut, Mixed Woods	Vinyl	Edgeband	Laminate Overlay	Wood Edges	
	24" dia.	30"	SP-24-24-RD-30	581	1247	1397	392	446	553	913	36
	30" dia.	30"	SP-30-30-RD-30	823	1523	1706	454	515	748	1136	48
	36" dia.	30"	SP-36-36-RD-30	1123	1853	2076	563	640	1000	1421	64
	42" dia.	30"	SP-42-42-RD-30	1869	2674	2994	842	956	1560	2014	85
	24" dia.	36"	SP-24-24-RD-36	666	1332	1482	477	531	638	998	
	30" dia.	36"	SP-30-30-RD-36	908	1608	1791	539	600	833	1221	
	36" dia.	36"	SP-36-36-RD-36	1208	1938	2161	648	725	1085	1506	
	24" dia.	36"	SP-24-24-RD-36-FR	751	1417	1567	562	616	723	1083	
	30" dia.	36"	SP-30-30-RD-36-FR	993	1693	1876	624	685	918	1306	
	36" dia.	36"	SP-36-36-RD-36-FR	1293	2023	2246	733	810	1170	1591	
	24" dia.	42"	SP-24-24-RD-42	666	1332	1482	477	531	638	998	
	30" dia.	42"	SP-30-30-RD-42	908	1608	1791	539	600	833	1221	
	36" dia.	42"	SP-36-36-RD-42	1208	1938	2161	648	725	1085	1506	
	24" dia.	42"	SP-24-24-RD-42-FR	751	1417	1567	562	616	723	1083	
	30" dia.	42"	SP-30-30-RD-42-FR	993	1693	1876	624	685	918	1306	
	36" dia.	42"	SP-36-36-RD-42-FR	1293	2023	2246	733	810	1170	1591	

# SPARTAN TABLES — SQUARE TABLES - 30", 36", 42" HIGH

## Solid Wood Table Edge Options

## Laminate Table Top Edge Options

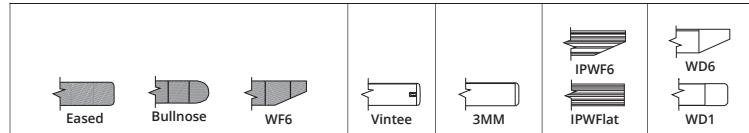







Description	Top Size			Model #	\$ List Price							Unpkgd. Wgt. #
	W	L	H		Maple	Hickory, White Oak	Walnut, Mixed Woods	Vinyl	Edgeband	Laminate Overlay	Wood Edges	
	24"	24"	30"	SP-24-24-SQ-30	568	1231	1379	392	446	464	795	42
	30"	30"	30"	SP-30-30-SQ-30	799	1494	1673	465	515	610	1019	55
	36"	36"	30"	SP-36-36-SQ-30	1123	1853	2076	543	640	768	1262	75
	42"	42"	30"	SP-42-42-SQ-30	1817	2614	2928	842	1070	1207	1893	100
	24"	24"	36"	SP-24-24-SQ-36	653	1316	1464	477	531	549	880	
	30"	30"	36"	SP-30-30-SQ-36	884	1579	1758	550	600	695	1104	
	36"	36"	36"	SP-36-36-SQ-36	1208	1938	2161	628	725	853	1347	
	24"	24"	36"	SP-24-24-SQ-36-FR	738	1401	1549	562	616	634	965	
	30"	30"	36"	SP-30-30-SQ-36-FR	969	1664	1843	635	685	780	1189	
	36"	36"	36"	SP-36-36-SQ-36-FR	1293	2023	2246	713	810	938	1432	
	24"	24"	42"	SP-24-24-SQ-42	653	1316	1464	477	531	549	880	
	30"	30"	42"	SP-30-30-SQ-42	884	1579	1758	550	600	695	1104	
	36"	36"	42"	SP-36-36-SQ-42	1208	1938	2161	628	725	853	1347	
	24"	24"	42"	SP-24-24-SQ-42-FR	738	1401	1549	562	616	634	965	
	30"	30"	42"	SP-30-30-SQ-42-FR	969	1664	1843	635	685	780	1189	
	36"	36"	42"	SP-36-36-SQ-42-FR	1293	2023	2246	713	810	938	1432	

# SPARTAN TABLES — RECTANGULAR TABLES - 30", 36", 42" HIGH

## Solid Wood Table Edge Options

## Laminate Table Top Edge Options

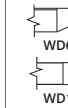



Description	Top Size			Model #	\$ List Price								Unpkgd. Wgt. #
	W	L	H		Maple	Hickory, White Oak	Walnut, Mixed Woods	Vinyl	Edgeband	Laminate Overlay	Wood Edges		
	24"	30"	30"	SP-24-30-RT-30	670	1349	1510	419	477	529	888	50	
	24"	36"	30"	SP-24-36-RT-30	798	1434	1607	461	520	605	997	56	
	24"	42"	30"	SP-24-42-RT-30	907	1518	1700	490	552	699	1090	65	
	30"	36"	30"	SP-30-36-RT-30	956	1621	1816	518	582	690	1138	65	
	24"	30"	36"	SP-24-30-RT-36	755	1434	1595	504	562	614	973		
	24"	36"	36"	SP-24-36-RT-36	883	1519	1692	546	605	690	1082		
	24"	42"	36"	SP-24-42-RT-36	992	1603	1785	575	637	784	1175		
	30"	36"	36"	SP-30-36-RT-36	1041	1706	1901	603	667	775	1223		
	24"	30"	36"	SP-24-30-RT-36-FR	840	1519	1680	589	647	699	1058		
	24"	36"	36"	SP-24-36-RT-36-FR	968	1604	1777	631	690	775	1167		
	24"	42"	36"	SP-24-42-RT-36-FR	1077	1688	1870	660	722	869	1260		
	30"	36"	36"	SP-30-36-RT-36-FR	1126	1791	1986	688	752	860	1308		
	24"	30"	42"	SP-24-30-RT-42	755	1434	1595	504	562	614	973		
	24"	36"	42"	SP-24-36-RT-42	883	1519	1692	546	605	690	1082		
	24"	42"	42"	SP-24-42-RT-42	992	1603	1785	575	637	784	1175		
	30"	36"	42"	SP-30-36-RT-42	1041	1706	1901	603	667	775	1223		
	24"	30"	42"	SP-24-30-RT-42-FR	840	1519	1680	589	647	699	1058		
	24"	36"	42"	SP-24-36-RT-42-FR	968	1604	1777	631	690	775	1167		
	24"	42"	42"	SP-24-42-RT-42-FR	1077	1688	1870	660	722	869	1260		
	30"	36"	42"	SP-30-36-RT-42-FR	1077	1688	1870	660	752	869	1260		


# SPARTAN TABLES — RECTANGULAR TABLES - 30", 36", 42" HIGH


## Solid Wood Table Edge Options

## Laminate Table Top Edge Options



Description	Top Size			Model #	\$ List Price							Unpkgd. Wgt. #
	W	L	H		Maple	Hickory, White Oak	Walnut, Mixed Woods	Vinyl	Edgeband	Laminate Overlay	Wood Edges	
<b>30" High, Rectangular Spartan Table With T-Bases</b> 	24"	48"	30"	SP-24-48-RT-30	1242	1857	2081	537	619	744	1140	70
	24"	60"	30"	SP-24-60-RT-30	1344	1985	2224	732	779	1015	1541	
	24"	72"	30"	SP-24-72-RT-30	1558	2317	2596	804	857	1021	1730	
	30"	48"	30"	SP-30-48-RT-30	1305	1940	2172	557	658	829	1352	
	30"	60"	30"	SP-30-60-RT-30	1609	2398	2686	760	848	1101	1587	
	30"	72"	30"	SP-30-72-RT-30	1877	2814	3152	836	930	1146	1821	

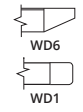
Description	Top Size			Model #	\$ List Price							Unpkgd. Wgt. #
	W	L	H		Maple	Hickory, White Oak	Walnut, Mixed Woods	Vinyl	Edgeband	Laminate Overlay	Wood Edges	
<b>36" High, Rectangular Spartan Table With T-Bases</b> 	24"	48"	36"	SP-24-48-RT-36	1412	2027	2251	707	789	914	1310	
	24"	60"	36"	SP-24-60-RT-36	1514	2155	2394	902	949	1185	1711	
	24"	72"	36"	SP-24-72-RT-36	1728	2487	2766	974	1027	1191	1900	
	30"	48"	36"	SP-30-48-RT-36	1475	2110	2342	727	828	999	1522	
	30"	60"	36"	SP-30-60-RT-36	1779	2568	2856	930	1018	1271	1757	
	30"	72"	36"	SP-30-72-RT-36	2047	2984	3322	1006	1100	1316	1991	






Description	Top Size			Model #	\$ List Price							Unpkgd. Wgt. #
	W	L	H		Maple	Hickory, White Oak	Walnut, Mixed Woods	Vinyl	Edgeband	Laminate Overlay	Wood Edges	
<b>42" High, Rectangular Spartan Table With T-Bases</b> 	24"	48"	42"	SP-24-48-RT-42	1412	2027	2251	707	789	914	1310	
	24"	60"	42"	SP-24-60-RT-42	1514	2155	2394	902	949	1185	1711	
	24"	72"	42"	SP-24-72-RT-42	1728	2487	2766	974	1027	1191	1900	
	30"	48"	42"	SP-30-48-RT-42	1475	2110	2342	727	828	999	1522	
	30"	60"	42"	SP-30-60-RT-42	1779	2568	2856	930	1018	1271	1757	
	30"	72"	42"	SP-30-72-RT-42	2047	2984	3322	1006	1100	1316	1991	

# SPARTAN TABLES — RECTANGULAR TABLES - 30", 36", 42" HIGH

## Solid Wood Table Edge Options

## Laminate Table Top Edge Options

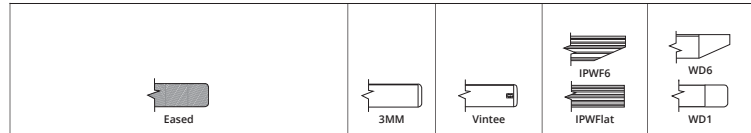


Description	Top Size			Model #	\$ List Price							Unpkgd. Wgt. #
	W	L	H		Maple	Hickory, White Oak	Walnut, Mixed Woods	Vinyl	Edgeband	Laminate Overlay	Wood Edges	
 <p>30" High, Rectangular Spartan Table With Two X-Bases</p>	36"	60"	30"	SP-36-60-RT-30	1894	2835	3175	891	938	1343	2047	
	36"	72"	30"	SP-36-72-RT-30	2224	3344	3744	1010	1062	1552	2425	
	 <p>36" High, Rectangular Spartan Table With Two X-Bases</p>	36"	60"	36"	SP-36-60-RT-36	2064	3005	3345	1061	1108	1513	2217
36"		72"	36"	SP-36-72-RT-36	2394	3514	3914	1180	1232	1722	2595	
 <p>36" High, Rectangular Spartan Table With Two X-Bases With Foot Rings</p>		36"	60"	36"	SP-36-60-RT-36-FR	2234	3175	3515	1231	1278	1683	2387
	36"	72"	36"	SP-36-72-RT-36-FR	2564	3684	4084	1350	1402	1892	2765	
	 <p>42" High, Rectangular Spartan Table With Two X-Bases</p>	36"	60"	42"	SP-36-60-RT-42	2064	3005	3345	1061	1108	1513	2217
36"		72"	42"	SP-36-72-RT-42	2394	3514	3914	1180	1232	1722	2595	
 <p>42" High, Rectangular Spartan Table With Two X-Bases With Foot Rings</p>		36"	60"	42"	SP-36-60-RT-42-FR	2234	3175	3515	1231	1278	1683	2387
	36"	72"	42"	SP-36-72-RT-42-FR	2564	3684	4084	1350	1402	1892	2765	

# SPARTAN TABLES — SQUARE-TO-ROUND TABLES - 30" HIGH

## Solid Wood Table Edge Options

## Laminate Table Top Edge Options



Description	Top Size			Model #				\$ List Price				Unpkgd. Wgt. #
	W	L	H		Maple	Hickory, White Oak	Walnut, Mixed Woods	Edgeband	Vinyl	Laminate Overlay	Wood Edges	
30" High, Square-to-Round Spartan Table	30"	42"	30"	SP-30-42-SQRD-30	2629	3816	4273	1362	N/A	N/A	N/A	80
	36"	51"	30"	SP-36-51-SQRD-30	3276	4889	5476	2007	N/A	N/A	N/A	80

