



About the Collection

Spartan Tables feature an X-shaped or T-shaped cast iron base with a circular steel column. The Spartan series is available in round, square, or rectangle top shapes. Choose between 30" (dining), 36" (counter), or 42" (bar) height.

Standard Features

- Tops are available in square, round, or rectangular shapes
- Available top materials include solid wood in a variety of species and finishes or laminate tops of your choosing
- X-based shaped cast base with circular steel column
- Adjustable glides

Options & Accessories

Purse Shelf: Vintee Surfaces	116	\$250
Self-Leveling Glides	116	\$12/T-Base, \$24/X-Base
Table-Flip Mechanism	116	\$140/Base
Table Connectors	116	\$75/Connection
Light Distressing	116	Call for Quote
Heavy Distressing	116	Call for Quote

Required to Order

1. Model Number and Description
2. Wood or Laminate Top Finish
3. Table Top Edge Profile
4. Table Base Finish
5. Options, if selected (above)
6. Glides, if other than standard listed

Example:

SP-24-24-SQ-36, Table, Spartan, SP, 24-24, Square Shape, Counter Height, Solid Wood Top, Maple, Eased Edge, Olive Green Base & Column

Notes & Tips






- * When specifying self-leveling glides, overall height of table increases by 1/4"
- * Assembly required
- * High gloss or low gloss clear coat not available

SPARTAN TABLES — ROUND TABLES - 30", 36", 42" HIGH

Solid Wood Table Edge Options

Laminate Table Top Edge Options








Description	Top Size			\$ List Price							Unpkgd. Wgt. #
	Dia.	H	Model #	Maple	Hickory, White Oak	Walnut, Mixed Woods	Vinyl	Edgeband	Laminate Overlay	Wood Edges	
	24" dia.	30"	SP-24-24-RD-30	559	1199	1343	377	429	532	878	36
	30" dia.	30"	SP-30-30-RD-30	791	1464	1640	437	495	719	1092	48
	36" dia.	30"	SP-36-36-RD-30	1080	1782	1996	541	615	962	1366	64
	42" dia.	30"	SP-42-42-RD-30	1797	2571	2879	810	919	1500	1937	85
	24" dia.	36"	SP-24-24-RD-36	644	1284	1428	462	514	617	963	
	30" dia.	36"	SP-30-30-RD-36	876	1549	1725	522	580	804	1177	
	36" dia.	36"	SP-36-36-RD-36	1165	1867	2081	626	700	1047	1451	
	24" dia.	36"	SP-24-24-RD-36-FR	729	1369	1513	547	599	702	1048	
	30" dia.	36"	SP-30-30-RD-36-FR	961	1634	1810	607	665	889	1262	
	36" dia.	36"	SP-36-36-RD-36-FR	1250	1952	2166	711	785	1132	1536	
	24" dia.	42"	SP-24-24-RD-42	644	1284	1428	462	514	617	963	
	30" dia.	42"	SP-30-30-RD-42	876	1549	1725	522	580	804	1177	
	36" dia.	42"	SP-36-36-RD-42	1165	1867	2081	626	700	1047	1451	
	24" dia.	42"	SP-24-24-RD-42-FR	729	1369	1513	547	599	702	1048	
	30" dia.	42"	SP-30-30-RD-42-FR	961	1634	1810	607	665	889	1262	
	36" dia.	42"	SP-36-36-RD-42-FR	1250	1952	2166	711	785	1132	1536	

SPARTAN TABLES — SQUARE TABLES - 30", 36", 42" HIGH

Solid Wood Table Edge Options

Laminate Table Top Edge Options

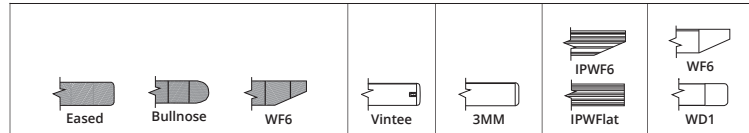







Description	Top Size			Model #	\$ List Price								Unpkgd. Wgt. #
	W	L	H		Maple	Hickory, White Oak	Walnut, Mixed Woods	Vinyl	Edgeband	Laminate Overlay	Wood Edges		
30" High, Square Spartan Table 	24"	24"	30"	SP-24-24-SQ-30	546	1184	1326	377	429	446	764	42	
	30"	30"	30"	SP-30-30-SQ-30	768	1437	1609	447	495	587	980	55	
	36"	36"	30"	SP-36-36-SQ-30	1080	1782	1996	522	615	738	1213	75	
	42"	42"	30"	SP-42-42-SQ-30	1747	2513	2815	810	1029	1161	1820	100	
36" High, Square Spartan Table 	24"	24"	36"	SP-24-24-SQ-36	631	1269	1411	462	514	531	849		
	30"	30"	36"	SP-30-30-SQ-36	853	1522	1694	532	580	672	1065		
	36"	36"	36"	SP-36-36-SQ-36	1165	1867	2081	607	700	823	1298		
36" High, Square Spartan Table With Foot Ring 	24"	24"	36"	SP-24-24-SQ-36-FR	716	1354	1496	547	599	616	934		
	30"	30"	36"	SP-30-30-SQ-36-FR	938	1607	1779	617	665	757	1150		
	36"	36"	36"	SP-36-36-SQ-36-FR	1250	1952	2166	692	785	908	1383		
42" High, Square Spartan Table 	24"	24"	42"	SP-24-24-SQ-42	631	1269	1411	462	514	531	849		
	30"	30"	42"	SP-30-30-SQ-42	853	1522	1694	532	580	672	1065		
	36"	36"	42"	SP-36-36-SQ-42	1165	1867	2081	607	700	823	1298		
42" High, Square Spartan Table With Foot Ring 	24"	24"	42"	SP-24-24-SQ-42-FR	716	1354	1496	547	599	616	934		
	30"	30"	42"	SP-30-30-SQ-42-FR	938	1607	1779	617	665	757	1150		
	36"	36"	42"	SP-36-36-SQ-42-FR	1250	1952	2166	692	785	908	1383		

SPARTAN TABLES — RECTANGULAR TABLES - 30", 36", 42" HIGH

Solid Wood Table Edge Options

Laminate Table Top Edge Options




Description	Top Size			Model #	\$ List Price								Unpkgd. Wgt. #
	W	L	H		Maple	Hickory, White Oak	Walnut, Mixed Woods	Vinyl	Edgeband	Laminate Overlay	Wood Edges		
	24"	30"	30"	SP-24-30-RT-30	644	1297	1452	403	459	509	854	50	
	24"	36"	30"	SP-24-36-RT-30	767	1379	1545	443	500	582	959	56	
	24"	42"	30"	SP-24-42-RT-30	872	1460	1635	471	560	672	1048	65	
	30"	36"	30"	SP-30-36-RT-30	919	1559	1746	498	560	663	1094	65	
	24"	30"	36"	SP-24-30-RT-36	729	1382	1537	488	544	594	939		
	24"	36"	36"	SP-24-36-RT-36	852	1464	1630	528	585	667	1044		
	24"	42"	36"	SP-24-42-RT-36	957	1545	1720	556	645	757	1133		
	30"	36"	36"	SP-30-36-RT-36	1004	1644	1831	583	645	748	1179		
	24"	30"	36"	SP-24-30-RT-36-FR	814	1467	1622	573	629	679	1024		
	24"	36"	36"	SP-24-36-RT-36-FR	937	1549	1715	613	670	752	1129		
	24"	42"	36"	SP-24-42-RT-36-FR	1042	1630	1805	641	730	842	1218		
	30"	36"	36"	SP-30-36-RT-36-FR	1089	1729	1916	668	730	833	1264		
	24"	30"	42"	SP-24-30-RT-42	729	1382	1537	488	544	594	939		
	24"	36"	42"	SP-24-36-RT-42	852	1464	1630	528	585	667	1044		
	24"	42"	42"	SP-24-42-RT-42	957	1545	1720	556	645	757	1133		
	30"	36"	42"	SP-30-36-RT-42	1004	1644	1831	583	645	748	1179		
	24"	30"	42"	SP-24-30-RT-42-FR	814	1467	1622	573	629	679	1024		
	24"	36"	42"	SP-24-36-RT-42-FR	937	1549	1715	613	670	752	1129		
	24"	42"	42"	SP-24-42-RT-42-FR	1042	1630	1805	641	730	842	1218		
	30"	36"	42"	SP-30-36-RT-42-FR	1089	1729	1916	668	730	833	1264		


SPARTAN TABLES — RECTANGULAR TABLES - 30", 36", 42" HIGH


Solid Wood Table Edge Options

Laminate Table Top Edge Options



Description	Top Size			Model #	\$ List Price							Unpkgd. Wgt. #
	W	L	H		Maple	Hickory, White Oak	Walnut, Mixed Woods	Vinyl	Edgeband	Laminate Overlay	Wood Edges	
30" High, Rectangular Spartan Table With T-Bases 	24"	48"	30"	SP-24-48-RT-30	1194	1786	2001	516	595	715	1096	70
	24"	60"	30"	SP-24-60-RT-30	1292	1909	2138	704	749	976	1482	
	24"	72"	30"	SP-24-72-RT-30	1498	2228	2496	773	824	982	1663	
	30"	48"	30"	SP-30-48-RT-30	1255	1865	2088	536	633	797	1300	
	30"	60"	30"	SP-30-60-RT-30	1547	2306	2583	731	815	1059	1526	
	30"	72"	30"	SP-30-72-RT-30	1805	2706	3031	804	894	1102	1751	

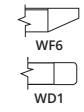
Description	Top Size			Model #	\$ List Price							Unpkgd. Wgt. #
	W	L	H		Maple	Hickory, White Oak	Walnut, Mixed Woods	Vinyl	Edgeband	Laminate Overlay	Wood Edges	
36" High, Rectangular Spartan Table With T-Bases 	24"	48"	36"	SP-24-48-RT-36	1364	1956	2171	686	765	885	1266	
	24"	60"	36"	SP-24-60-RT-36	1462	2079	2308	874	919	1146	1652	
	24"	72"	36"	SP-24-72-RT-36	1668	2398	2666	943	994	1152	1833	
	30"	48"	36"	SP-30-48-RT-36	1425	2035	2258	706	803	967	1470	
	30"	60"	36"	SP-30-60-RT-36	1717	2476	2753	901	985	1229	1696	
	30"	72"	36"	SP-30-72-RT-36	1975	2876	3201	974	1064	1272	1921	






Description	Top Size			Model #	\$ List Price							Unpkgd. Wgt. #
	W	L	H		Maple	Hickory, White Oak	Walnut, Mixed Woods	Vinyl	Edgeband	Laminate Overlay	Wood Edges	
42" High, Rectangular Spartan Table With T-Bases 	24"	48"	42"	SP-24-48-RT-42	1364	1956	2171	686	765	885	1266	
	24"	60"	42"	SP-24-60-RT-42	1462	2079	2308	874	919	1146	1652	
	24"	72"	42"	SP-24-72-RT-42	1668	2398	2666	943	994	1152	1833	
	30"	48"	42"	SP-30-48-RT-42	1425	2035	2258	706	803	967	1470	
	30"	60"	42"	SP-30-60-RT-42	1717	2476	2753	901	985	1229	1696	
	30"	72"	42"	SP-30-72-RT-42	1975	2876	3201	974	1064	1272	1921	

SPARTAN TABLES — RECTANGULAR TABLES - 30", 36", 42" HIGH

Solid Wood Table Edge Options

Laminate Table Top Edge Options

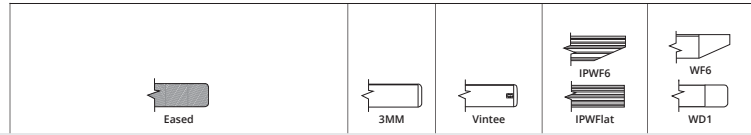


Description	Top Size			Model #	\$ List Price							Unpkgd. Wgt. #
	W	L	H		Maple	Hickory, White Oak	Walnut, Mixed Woods	Vinyl	Edgeband	Laminate Overlay	Wood Edges	
30" High, Rectangular Spartan Table With Two X-Bases 	36"	60"	30"	SP-36-60-RT-30	1821	2726	3053	857	902	1291	1968	
	36"	72"	30"	SP-36-72-RT-30	2138	3215	3600	971	1021	1492	2332	
	36" High, Rectangular Spartan Table With Two X-Bases 	36"	60"	36"	SP-36-60-RT-36	1991	2896	3223	1027	1072	1461	2138
36"		72"	36"	SP-36-72-RT-36	2308	3385	3770	1141	1191	1662	2502	
36" High, Rectangular Spartan Table With Two X-Bases With Foot Rings 		36"	60"	36"	SP-36-60-RT-36-FR	2161	3066	3393	1197	1242	1631	2308
	36"	72"	36"	SP-36-72-RT-36-FR	2478	3555	3940	1311	1361	1832	2672	
	42" High, Rectangular Spartan Table With Two X-Bases 	36"	60"	42"	SP-36-60-RT-42	1991	2896	3223	1027	1072	1461	2138
36"		72"	42"	SP-36-72-RT-42	2308	3385	3770	1141	1191	1662	2502	
42" High, Rectangular Spartan Table With Two X-Bases With Foot Rings 		36"	60"	42"	SP-36-60-RT-42-FR	2161	3066	3393	1197	1242	1631	2308
	36"	72"	42"	SP-36-72-RT-42-FR	2478	3555	3940	1311	1361	1832	2672	

SPARTAN TABLES — SQUARE-TO-ROUND TABLES - 30" HIGH

Solid Wood Table Edge Options

Laminate Table Top Edge Options



Description	Top Size			Model #				\$ List Price				Unpkgd. Wgt. #
	W	L	H		Maple	Hickory, White Oak	Walnut, Mixed Woods	Edgeband	Vinyl	Laminate Overlay	Wood Edges	
30" High, Square-to-Round Spartan Table	30"	42"	30"	SP-30-42-SQRD-30	2528	3669	4109	1310	N/A	N/A	N/A	80
	36"	51"	30"	SP-36-51-SQRD-30	3150	4701	5265	1930	N/A	N/A	N/A	80

