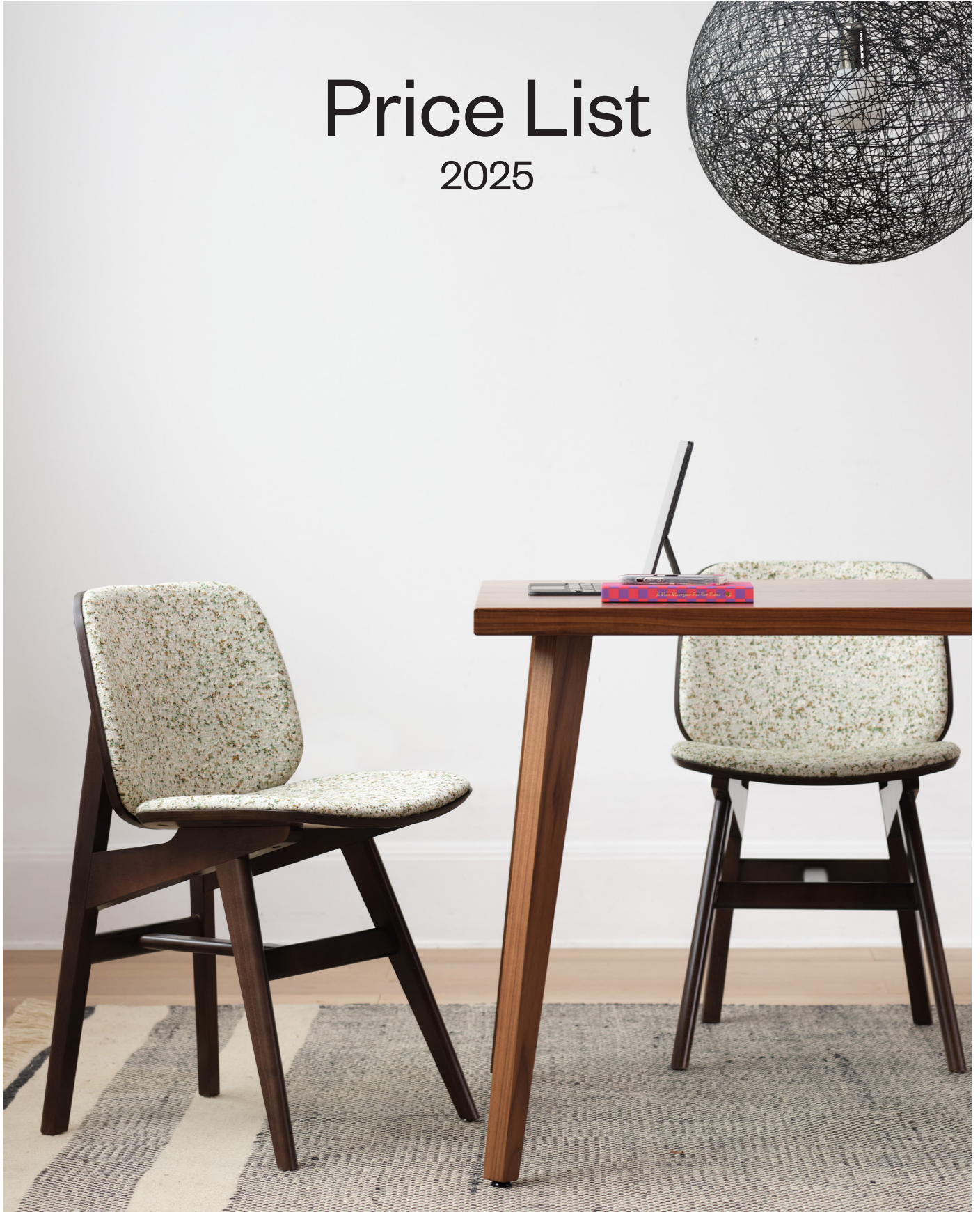

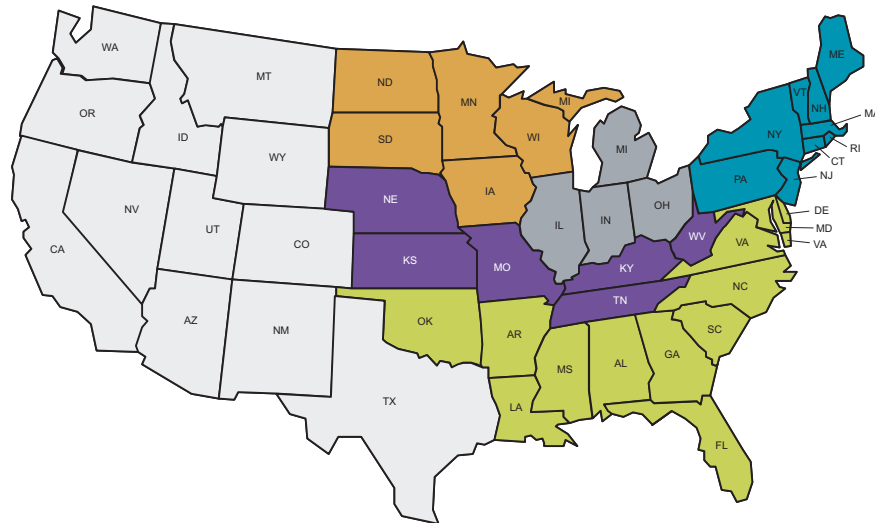


Price List

2025



FREIGHT CHARGES BY STATE



Freight Multiplier by State
Minimum freight charges apply, please contact your account manager for details.

Freight Zone	1	2	3	4	5	6
Freight Multiplier by Zone	8.25%	7.75%	6.5%	6%	5%	3%
Minimum Freight Charge by Zone	\$350	\$300	\$300	\$300	\$300	\$180

OUR FREIGHT POLICY

Grand Rapids Chair will coordinate freight and apply freight charges based on the zones listed in the freight map. Freight charges are calculated as a percentage of total List Price (not net). If your order exceeds \$15,000 List Price, please contact customer service for a quote, as the map may not apply for larger orders. Minimum freight charges vary based on location, see explanation below.

Should the purchaser choose to provide their own transportation, a \$100 net per order handling fee will be applied. The purchase order must clearly state **THIRD PARTY with contact information**. Grand Rapids Chair will notify the customer when product is ready for pick up and the customer is required to arrange for pick up within 2 days. Failure to pick up goods within 2 days will result in additional daily warehousing fees.

HOW TO CALCULATE FREIGHT

Take your total List Price and multiply by the Freight Multiplier by the Zone the product is shipping into. This will give you the freight charge for your order. If this calculated rate does not meet the Minimum Freight Charge (shown above), charges will be applied. Please defer to Minimum Freight Multiplier by Zone for your freight charge.

For example, if a customer orders one chair and the List Price is \$400 and the product is shipping to Michigan, the calculated rate using the chart would be $(\$400 * 3\% \text{ or } 400 * .03)$. This equals \$12, which is below the minimum charge of \$180. The minimum charge of \$180 would then be added to the total order.

EXCEPTIONS & ASSISTANCE

For assistance or to submit a request for quote, please call 616.774.0561 or contact your account manager. The freight map calculator does not apply to communal-style tables and benches. These products include the Dylan Communal Tables and Dylan Benches. For these products, please call for freight quote.

ADDITIONAL SHIPPING SERVICES & CHARGES

Additional shipping services must be quoted by customer service in addition to standard freight charges. Any services added after the shipment leaves our dock will also be subject to additional fees. Some charges include:

- Blanket wrapping
- Cross border fee (into Canada, Mexico)
- Lift gate charge
- Limited access
- Residential delivery

HIGH COST DELIVERY MARKETS AND SURROUNDING AREAS RFQ (REQUEST FOR QUOTE)

- Boston, MA
- Brookline, MA
- Chicago, IL
- Houston, TX
- Los Angeles, CA
- New York City, NY
- Philadelphia, PA
- San Francisco, CA
- Seattle, WA
- Washington, D.C.
- Mexico
- Hawaii
- Alaska

Freight Map	Inside Front Cover
About the Company	3
How to Order	4
Delivery & Freight	5
Upholstery Information	6
Wood Finishes	7
Outdoor Finishes	8
Metal Finishes	9
Standard Ton Fabrics	10
Seating: Personalization Options	13-13

SEATING

Wood

Andy Lounge	16-17
Bennett Classics	21-24
Brooke	25-27
Dylan Bench	28-30
Hugh	31-32
Leaf	33-34
Merano	35-36
Sigsbee	37-38
Wood Melissa	39-42

Steel

Alfred	44-45
Ava	46-47
Bowen Outdoor Bench	50-51
Brady	52-53
Felix	54-56
Felix Jr.	57-59
Ferdinand	60-61
Full Hurdle	62-63
Harper	64-69
Hula Outdoor	70-71
Hurdle	72-73
Hurdle Outdoor	74-75
Ladder Back	76-77
Leo	78-79
Mama Melissa	80-83
Melissa Anne	84-87
Mia	88-89
Opla Outdoor	90-92
Reece	93-96
Rita Lounge	97-98
Sadie II	99-100
Sadie II Outdoor	101-102
Sally	103-106
Sherman	107-108
Sir Burlly	109-110

Aluminum

Atlantis	112-115
Siren	116-120

TABLE OF CONTENTS

TABLES	
Tables Information	122-123
Tables: Accessories & Options	124
Table Edges	125
Pedestal Tables – Cast Iron Base	
Orbit	127-132
Spartan	133-139
Pedestal Tables – Steel Base	
Bowen	141-142
Brady Pedestal	143-146
Cassandra	147-152
Jerome	153-159
Onesima	160-164
Rambo	165-170
Post Leg Tables	
Core-Drilled/Bolt-Down	172-174
Opla Outdoor	175-176
Cantilever Table	
Cantilever	178-179
Communal Tables	
Andrea	181-182
Andy	183-184
Bowen Outdoor	187-188
Brady	189-190
Dylan	191-196
Frankie	197-201
Occasional Tables	
Lewis	203-204
Louie	205-206
Onesima Coffee	207-208
Onesima Personal Laptop	209-210
Roy	211-212
ADDITIONAL INFORMATION	
Care & Maintenance	203
Seating Planner	204
Terms & Conditions	205-209
Warranty	210-214
Seating Index	215-218
Tables Index	219-231

YOUR COMMERCIAL FURNITURE PARTNER

Grand Rapids Chair is an American furniture manufacturer dedicated to creating high-quality, design-forward seating & table solutions for commercial spaces. From restaurants and hospitality spaces to education and hospital cafeterias, campus gathering places, and today's open offices, our furniture is designed to nourish connection and creativity for spaces that bring people together.

We are a second-generation family business that started in Grand Rapids, Michigan, and still call West Michigan home today. Currently, more than 150 employees work in our 147,000 square feet manufacturing facility, dedicated to delivering friendly service and fast lead-times.

OPERATIONALLY EXCELLENT

Our approach to creating quality and durable commercial furniture is unique; we are operationally excellent. Meaning, we balance cost, service requirements, and quality to meet the needs of each customer. In other words, it's not a one-size-fit all approach.

We also balance hand-crafted quality and aesthetics with fully automated machinery and processes. From working with designers on a custom product to producing large volumes with short lead times—our unique approach allows us to do both, and to do both well.

DURABILITY & QUALITY

We specialize in durable and quality products designed for high-traffic spaces. While many commercial furniture companies are racing overseas for products, we choose to build our products in Michigan, using high quality, local materials along with American engineering and manufacturing techniques. Products are tested to meet or exceed BIFMA standards and offer our Grand Rapids Chair warranty as outlined below:

- Chairs and Tables: One year free from defects and workmanship; 10 years structural integrity
- Outdoor Chairs and Tables: One year free from defects and workmanship; 3 years structural integrity
- Fabric: Subject to the warranty of the textile company
- Laminate Tables: Subject to the warranty of the laminate company

SALES & CUSTOMER SERVICE

Grand Rapids Chair Company

1250 84th Street SW

Byron Center, MI 49315

Phone: 616.774.0561

Website: www.grandrapidschair.com

For General Sales Inquiries, please contact orderentry@grandrapidschair.com

For literature and finish samples, please email literature@grandrapidschair.com

HOW TO ORDER

All orders must be submitted in writing and are subject to acceptance by Grand Rapids Chair Company. Orders cannot be processed until they contain all information required for production. Once all information is received and the order is approved, it will be scheduled into production.

It is the customer's responsibility to check the accuracy of each and every order acknowledgment sent by the factory. We will, of course, make every effort to find inadvertent errors, but will execute the order as approved and cannot accept responsibility for errors made on the customer's part.

Please note that all orders will be acknowledged with estimated lead times. Lead time begins once the order, along with custom stain matches and custom engineering prints have been approved, and C.O.M. fabric is received.

PLEASE SEND ORDERS TO:

Grand Rapids Chair Company

Phone: 616.774.0561

E-mail: orderentry@grandrapidschair.com

NEW ACCOUNTS

To expedite the credit approval process, please fill out a credit application that can be furnished to you by calling the sales office at 616.774.0561 or by email at arcashreceipts@grandrapidschair.com. Allow thirty (30) days to process a credit application.

CREDIT CARDS

We accept Visa, Master Card, Discover, and American Express. Additional charges may apply.

MINIMUM ORDERS

For orders less than \$250.00 net, a setup/handling fee of \$50.00 will be charged.

CANCELLATIONS/CHANGES

All orders are considered firm. Any cancellation or change is subject to our approval, and will result in an order cancellation fee including all applicable costs plus a reasonable profit of 10%.

RETURNS

Merchandise cannot be returned for credit without an approved return material authorization. The nature of our customized products inhibits most return requests, but for those items that can be returned, a restocking fee of 15% will be assessed for all items.

MATCHING GOODS

In the event a customer would like to match a previous order to a new order, the customer must send a physical sample to their Account Manager. Due to continual engineering improvements and modifications, we cannot guarantee each good will be an exact match to their previous order. In the event that we cannot offer a matching good, a suitable alternative (comparable in design, style, and durability) will be offered to the customer. The information contained in this price list was correct at the time of publishing. Grand Rapids Chair Company reserves the right to make changes in design and construction or discontinue products without prior notification.

A NOTE ABOUT PRICING

Please note, pricing is stated per each unit throughout the Price List. Some of our seating products ship with multiple units per carton and this is noted in the Price List.

DELIVERY

Orders will be shipped with normal shipping times. Special requests will be honored if possible. Once production has begun, orders cannot be held for extended delivery. It is the customer's responsibility to accept and store the furniture if there is an installation delay. Grand Rapids Chair Company will not be responsible or liable to purchaser for damages whether incidental, consequential, or otherwise for failure to fill orders, delays in delivery, or any error in filling the order.

FREIGHT

Risk of loss shall pass to the seller upon delivery of goods to a carrier. Grand Rapids Chair Company is not responsible for damage or delays in transit. It is the customer's responsibility to inspect product upon delivery for possible freight damage. It is also the responsibility of the customer to file freight claims for any damaged goods. Claims should be filed with the common carrier immediately upon discovery of such damage. Visible freight damage should be noted on the freight bill prior to taking receipt of the orders. Concealed damage claims must be filed within 5 days of receipt of shipment. C.O.D. shipments are subject to the freight carrier's fees for C.O.D. shipments.

FREIGHT CLASSIFICATIONS

Our products are shipped using the NMFC #80580 and classified by density per the general guidelines noted below:

Category	Freight Classifications
Assembled Wood Chairs	Class #250
Aluminum Chairs	Class #300
Steel Chairs	Class #250
Counter Seats	Class #250
Tables and Bases	Class #70

Freight quotes are valid for 30 days and are subject to change prior to shipment.

HOLDING ORDERS

Grand Rapids Chair is a manufacturing facility, with limited storage space. If the customer requests to change the originally scheduled ship date, the customer will be responsible for applicable storage fees for partially produced and fully finished goods. Grand Rapids Chair will hold an order at no charge for a maximum of 14 calendar days. Any order held more than 14 days after the original ship date will be subject to a charge of \$20 per pallet/day.

UPHOLSTERY INFORMATION

UPHOLSTERY

Prices are based on a solid color 54" wide upholstery. Any upholstery with 3" or greater repeat, length or width, which requires pattern matching, add 10% to overall list price. Thread color will be chosen by factory to match the upholstery as closely as possible, unless otherwise specified.

GRADED-IN PRICING

We have partnered with some of the best fabric partners to offer you easy access and pricing of high-performance textiles. Visit our website at grandrapidschair.com to see our fabric partners and graded-in pricing program.

CUSTOMER'S OWN MATERIAL (C.O.M.) AND CUSTOMER'S OWN LEATHER (C.O.L.)

Please consult the factory prior to placing your C.O.M. or C.O.L. order. We may be able to supply materials at a lower cost due to our volume discounts with the textile mills. All C.O.M. materials should be sent in rolls only, folding can cause adverse and irreversible deformations to some materials, especially leather.

FABRIC APPROVAL PROCESS:

Fabrics for Harper and Full Hurdle must be tested and approved by Grand Rapids Chair prior to production to ensure it meets our high standards for quality. There is no charge for the fabric testing process. A sample swatch must be supplied with the order along with the name of the supplying textile company and a description of the material - including fabric name, number, color and any applied treatments (backing, etc.). We cannot accept responsibility for costs incurred for replacement material if the mill sends the incorrect fabric. Even after preliminary approval, we reserve the right to reject fabrics if necessary when the quality is not satisfactory.

FOR FABRIC APPROVAL, SEND TO:

Grand Rapids Chair Co
c/o Fabric Approval & Account Management Team
Attn: COM Testing Department
1250 84th Street SW
Byron Center, MI 49315
please tag with your purchase order/project ID

All C.O.M. yardage requirements in this price lists are based on 54" wide roll. Yardage is approximate. Add 10% to the yardage requirements if striped or patterned materials are specified, if pattern requires matching, or if width of material is less than 54" wide. For striped, patterned or unique designs, directions on upholstery application must be provided. If no directions are stated on the order or in a subsequent "confirmed and acknowledged" document, we will upholster the product in what we deem to be the most appropriate manner. We assume no responsibility thereafter.

Grand Rapids Chair Company assumes no liability as to the flame retardant qualities of a C.O.M.

For orders with C.O.L., add 10% to the list price of C.O.M. in our price list. Please consult your Account Manager for COL square footage requirements. Square footage requirements are based on an average hide size of 45-50 square feet of clean, usable leather. Irregularities in grain, natural marks or variations in color are to be expected and are normal characteristics of natural luxurious leather, making each piece unique.

Acknowledged ship dates are dependent on time receipt of COM or COL. To hold an acknowledged ship date, we must receive the COM/COL within 3 weeks of the scheduled ship date. Delays in receiving the material will result in the rescheduling of production. We maintain the right to refuse the use of any customer-supplied material or leather that is not suitable due to pattern, stretch, weight or workability.

All C.O.M. must be shipped prepaid and clearly marked with your company name and purchase order number.

CALIFORNIA TECHNICAL BULLETIN 133

Chairs can be constructed to meet California Technical Bulletin 133, call for quote. Testing, sampling and freight charges will apply as required.

SOLID WOOD

Wood is an organic material that undeniably adds warmth to any space. Each species of wood has a unique and naturally occurring pattern that can vary greatly. Due to the complex structure of wood, small knots, piths, pores, rings, etc. may appear and add decorative appeal.



Woodgrain - Maple



Knots



Mirrors

WOOD COLOR & SPECIES

Each species of wood has an innate base color, ranging from white to pinkish, yellow to brown and this impacts the way that stains and paints appear when applied. We primarily work with Beech and Maple wood species for our chairs and table tops. Wood is a natural material and variation will occur in color, grain characteristics and texture.


STANDARD WOOD FINISHES

Available on seating and solid maple tables.

Black-No Grain and White-No Grain finishes are only available on seating products.

Hickory, White Oak, Walnut and Mixed Solid Wood table tops are only available with a natural, clear coat finish.

An asterisk (*) implies the finish is available on TON products (Bentwood, Merano and Leaf). TON's Black finish will show grain.



WOOD STAIN COLOR MATCHING





There is a \$200 net charge to match any wood stain. A physical sample chip must be sent to the Grand Rapids Chair factory for matching. Digital or paper copies will not be accepted. There is no minimum order. If there are any additional glazing operations, please contact Grand Rapids Chair company to be quoted by customer service.

OUTDOOR FINISHES

HDPE OUTDOOR FINISHES

Highly durable outdoor material choices for Bowen and Rita outdoor collections.

High-density polyethylene (HDPE) is a sustainable dimensional wood alternative made primarily from recycled and recyclable plastic. As a high-performance yet low-maintenance material, HDPE is color stable and can withstand the outdoor elements and will never splinter, crack or chip. HDPE is 100% recyclable.



STEEL & ALUMINUM

We hand-tailor, cope and braze all joints to add even more stability, exceeding strength and durability standards and customer expectations. Powder coating is a type of coating that is applied as a free-flowing, dry powder. The coating is applied electrostatically and is then cured under heat to allow it to flow and form a "skin." It is used to create a hard finish that is tougher than conventional paint.

STANDARD METAL FINISHES



Finishes marked with "*" implies that High Gloss Clear Coat is also applied to finish.

PREMIUM METAL FINISHES

Not finding the perfect color in our standard metal finishes? No problem. Through our Color Finder program, you can choose from over 150 RAL colors that can be applied to any of our metal chairs, barstools, or table bases. Pricing is based on quantity. Please allow an additional 5 business days to a product's standard published lead times at time of order. Get the details on this program by calling, emailing, or visiting our website.

- Call 1.616.774.0561
- Email orderentry@grandrapidschair.com

STANDARD TON FABRICS

Did you fall in love with our Merano, or Leaf Collections? Choose between the standard graded-in fabric options below or contact your Account Managers to learn about our C.O.M. program.

GRAIN

Soft and supple to the touch with proven durability.



Composition	Abrasion Resistance	Sustainability
Surface: 94% Polyurethane, 6% Silicone Underlay: 100% Polyester	200,000 Double Rubs	REACH

CURA

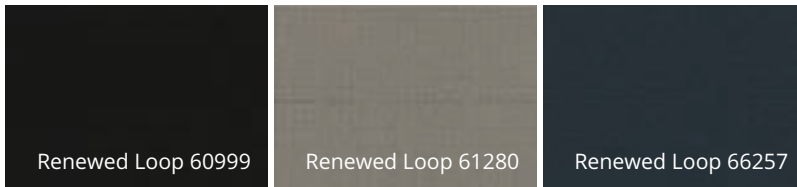
A two-colored melange upholstery fabric made from 100% post-consumer recycled polyester. It fuses modern performance with a warm, casual aesthetics and a soft, voluminous touch.



Composition	Abrasion Resistance	Sustainability
100% Recycled Polyester	100,000 Double Rubs	OEKO-TEX EU Ecolabel

RENEWED LOOP

A game-changing innovation based on textile-to-textile recycling and carefully crafted from a blend of recycled textile waste and post-consumer recycled polyester. 100% recycled and fully recyclable, Renewed Loop closes the loop and creates a circular system in which textile waste is eliminated and materials are recycled again and again.




Composition	Abrasion Resistance	Sustainability
100% post-consumer/post-industrial recycled polyester (contains 3-10% textile waste)	100,000 Double Rubs	OEKO-TEX EU Ecolabel

DISTRESSING

Giving chairs that lived-in look requires a little extra attention. We hand-distress each one, just to your liking in either light or heavy, using a mixture of both traditional and unconventional wood working techniques.



Light Distressing



Heavy Distressing

UPHOLSTERY DETAILS

Select models, can be complemented with decorative nails. Refer to individual product pages for upcharge.



Nailhead Colors:



Brass #12



Antique Bronze #37



Matte Silver #10



Antique Pewter #41

NAILHEAD COBBLER SEAT

Nailhead trim is applied to a wood seat leaving an irregular wood perimeter around the upholstery material.

NAILHEAD WATERFALL COBBLER SEAT

Nailhead trim is applied to a wood seat leaving a wood perimeter on the back and two sides of the seat. The upholstery material wraps over the front of the seat completing the waterfall appearance.

NAILHEAD SURROUND BACK

Nailhead trim is applied to the outside edges of the upholstery material located on the back side of the chair.

NAILHEAD TRIM SURROUNDING FRONT LEGS ON PULLMAN SEAT

Nailhead trim is applied around the front and side edges of the front legs on Pullman style applications.

WELTING

Welting, often referred to as piping, is a fabric-covered cord positioned on the corners and edges of upholstered pieces that restricts contact with the sewn seams, acting as a buffer to abrasions as the furniture is used.

BOXED SEAT

A sewn upholstery cover is pulled over thicker foam to produce a built up seat. Typically 2" tall. Boxed seats are not available on nesting chairs.

WEBBED SEAT

Commercial grade webbing is installed over custom plywood panels. This option adds additional comfort and longevity to any seat.

CALIFORNIA TECHNICAL BULLETIN 133

Chairs can be constructed to meet California Technical Bulletin 133, call for quote. Testing, sampling and freight charges will apply as required.

SEATING: PERSONALIZATION OPTIONS

HANDHOLD CUT-OUT

Many of our chairs and barstools can be customized with a handhold cut-out. Available on solid wood and upholstered options.

ENGRAVING & LASER CUT-OUTS



Laser Cut-Out - Wood



Laser Engraving - Wood



Laser Cut-Out - Metal

Custom laser cut-outs and engraving adds a personal touch to your space. From logos to unique designs, we can do it all. Pricing for custom work must be discussed with the factory and vary depending on graphics/designs and the size of the project. Cut-out back graphics and laser engraved projects require a minimum quantity order of 10 units. Add a graphic setup fee of \$150 net per image, per order on projects with proper artwork. Acceptable vectorized formats for artwork include: .cdr, .dwg, .pdf, or .stp files. Artwork and a copy of the image for reference should be emailed to your account manager.

Add \$30 list per side for each 6" x 6" or smaller engraving. Email your account manager to confirm pricing or to obtain pricing on larger images. The engraved image is back filled with customer's choice of black, silver, or gold. Other colors are available with small up-charge.

Add \$80 list per cut out, per chair/barstool. Email your account manager to confirm capabilities and pricing.

*The edges of the cut-out are colored in dark brown which remains visible especially when chairs are finished in some light colors.

Standard Back Fill Colors:



Black



Silver



Gold

REQUIRED TO ORDER:

Please be sure to provide all necessary information prior to submitting your order.

CARPET/SOFT FLOOR SURFACES

- A metal glide works well since it does not catch on the pile. If carpeted area is wet-cleaned frequently with furniture left in place, rusting could occur.
- A plastic/nylon glide works equally as well on soft or carpeted surfaces.

HARD RESILIENT FLOOR SURFACES

Concrete, ceramic or porcelain tile, traditional VCT (vinyl composite tile) and hardwood, etc.

- Plastic/nylon glides are recommended as the most versatile – across soft and hard floors. Over time, dirt can become embedded and therefore floors should be regularly cleaned.
- Felt will provide the easiest and most silent movement and works well on floors that are not wet cleaned. However, felt naturally hardens over time and this coupled with dirt than can embed itself into felt over time, will scratch floors.
- Metal is not recommended on vinyl floors that are waxed as they will leave streaking.

SOFTER RESILIENT FLOOR SURFACES

Most LVT (luxury vinyl tile) manufacturers have warnings against dragging furniture across the floor. While the surface does not scratch, the cushioned backing allows for indentations in the surface which will appear as scratches in certain angles/light. While plastic/nylon glides are preferred, it can still mar the surface of LVT. The LVT manufacturer's instructions for care and use must be followed.

STEEL SEATING

- Most steel seating solutions have plastic/nylon glides – suitable for both soft and hard surfaces.

ALUMINUM SEATING

- Standard with premium swivel metal glides that have noise dampening feature. Other material glide options can be quoted through specials.

WOOD SEATING

- Metal glides are standard and recommended for soft or carpeted surfaces.
- Premium metal glides have noise dampening feature and are recommended for soft or carpeted surfaces.
- Premium felt glides are recommended for hardwood and other delicate surfaces that are not wet cleaned.
- Premium plastic glides are recommended for both hard + soft surfaces.

WOOD SEATING

ANDY LOUNGE CHAIR



ABOUT THIS COLLECTION

The Andy Lounge Chair is available with or without arms.

STANDARD FEATURES

- Solid European Beech frame
- Upholstered seat features 2" of high resilience foam
- Metal carpet glides
- Technical Bulletin CAL 117 fire retardant upholstery

PERSONALIZATION OPTIONS

- The table to the right explains all of the available options for the Andy Collection.
- Metal glides are best for carpeted surfaces
- Premium Plastic Glides are universal and can work across most hard + soft surfaces
- Premium Felt Glides are suitable for wood surfaces that are not wet cleaned. Felt naturally hardens over time and dirt becomes embedded, reducing its benefits over time.

OPTIONS	PAGE	ADD TO LIST PRICE
CAL 133	11	Call for Quote
Premium Felt Glide	-	\$3
Premium Plastic Glide	-	\$3
Light Distressing on Chairs	13	\$38
Heavy Distressing on Chairs	13	\$38



W2625

ANDY LOUNGE

MODEL	COM	GRADE 1	GRADE 2	GRADE 3	GRADE 4	GRADE 5
W2625	1587	1791	1842	1893	1944	1994

Overall Height: 29" Seat Height: 15" Overall Depth: 30" Overall Width: 26"
 C.O.M.: 3 yd Shipping Weight/Chair: 35# No. Per Carton: 1



W2625A

ANDY LOUNGE WITH ARMS

MODEL	COM	GRADE 1	GRADE 2	GRADE 3	GRADE 4	GRADE 5
W2625A	1906	2110	2161	2212	2263	2313

Overall Height: 29" Seat Height: 15" Overall Depth: 30" Overall Width: 28"
 C.O.M.: 3 yd Shipping Weight/Chair: 35# No. Per Carton: 1



ABOUT THIS COLLECTION

Crafted from solid wood, Bennett's exaggerated angles convey strength and durability, while rounded details soften the edges — creating a harmonious silhouette that is never overpowering. This collection includes a chair, counter stool, barstool and lounge with multiple upholstery options.

STANDARD FEATURES

- Beech Frame
- Chair and stools available in all wood or multiple upholstery options.
- Partially upholstered seat and inner back options feature 1/2" foam and exposed wood edges
- Lounge is available with partially upholstered seat and inner back, with 3/4" foam and exposed wood edges.
- CAL 117 fire retardant upholstery materials
- Stainless steel footrest cover on stools
- Metal carpet glides

PERSONALIZATION OPTIONS

- The table to the right explains all of the available options for the Bennett Collection.
- Metal glides are best for carpeted surfaces
- Premium Plastic Glides are universal and can work across most hard + soft surfaces
- Premium Felt Glides are suitable for wood surfaces that are not wet cleaned. Felt naturally hardens over time and dirt becomes embedded, reducing its benefits over time.

OPTIONS

ADD TO LIST PRICE

Light Distressing on Chairs	\$38
Heavy Distressing on Chairs	\$38
Light Distressing on Stools	\$50
Heavy Distressing on Stools	\$50
Premium Plastic Glide	\$3
Premium Felt Glide	\$3



W540-21

WOOD CHAIR

WOOD

MODEL	WOOD
-------	------

W540-11	755
---------	-----

WOOD WITH PARTIALLY UPHOLSTERED SEAT AND WOOD BACK

MODEL	YARDAGE	COM	GRADE 1	GRADE 2	GRADE 3	GRADE 4	GRADE 5
-------	---------	-----	---------	---------	---------	---------	---------

W540-21	0.6	875	937	953	968	984	999
---------	-----	-----	-----	-----	-----	-----	-----

WOOD WITH PARTIALLY UPHOLSTERED SEAT AND BACK

MODEL	YARDAGE	COM	GRADE 1	GRADE 2	GRADE 3	GRADE 4	GRADE 5
-------	---------	-----	---------	---------	---------	---------	---------

W540-22	0.6	950	1013	1029	1045	1061	1076
---------	-----	-----	------	------	------	------	------

Overall Height: 31" Overall Depth: 21" Overall Width: 18.5" No. Per Carton: 1

Seat Height: 18.5"

Shipping Weight/Chair: 22.6#



W540CH-22

WOOD COUNTER STOOL

WOOD

MODEL	WOOD
-------	------

W540CH-11	955
-----------	-----

WOOD WITH PARTIALLY UPHOLSTERED SEAT AND WOOD BACK

MODEL	YARDAGE	COM	GRADE 1	GRADE 2	GRADE 3	GRADE 4	GRADE 5
-------	---------	-----	---------	---------	---------	---------	---------

W540CH-21	0.6	1075	1136	1151	1166	1182	1197
-----------	-----	------	------	------	------	------	------

WOOD WITH PARTIALLY UPHOLSTERED SEAT AND BACK

MODEL	YARDAGE	COM	GRADE 1	GRADE 2	GRADE 3	GRADE 4	GRADE 5
-------	---------	-----	---------	---------	---------	---------	---------

W540CH-22	0.6	1150	1214	1230	1246	1262	1279
-----------	-----	------	------	------	------	------	------

Overall Height: 34.5" Overall Depth: 20" Overall Width: 18.5" No. Per Carton: 1

Seat Height: 24"

Shipping Weight/Chair: 23.9#



W540BS-22

WOOD BARSTOOL

WOOD

MODEL	WOOD
-------	------

W540BS-11	930
-----------	-----

WOOD WITH PARTIALLY UPHOLSTERED SEAT AND WOOD BACK

MODEL	YARDAGE	COM	GRADE 1	GRADE 2	GRADE 3	GRADE 4	GRADE 5
-------	---------	-----	---------	---------	---------	---------	---------

W540BS-21	0.6	1050	1111	1126	1141	1157	1172
-----------	-----	------	------	------	------	------	------

WOOD WITH PARTIALLY UPHOLSTERED SEAT AND BACK

MODEL	YARDAGE	COM	GRADE 1	GRADE 2	GRADE 3	GRADE 4	GRADE 5
-------	---------	-----	---------	---------	---------	---------	---------

W540BS-22	0.6	1125	1189	1205	1221	1237	1254
-----------	-----	------	------	------	------	------	------

Overall Height: 40.5" Overall Depth: 20" Overall Width: 19.5" No. Per Carton: 1

Seat Height: 30.25"

Shipping Weight/Chair: 24.8#



W541

WOOD LOUNGE

WOOD WITH PARTIALLY UPHOLSTERED SEAT AND BACK

MODEL	YARDAGE	COM	GRADE 1	GRADE 2	GRADE 3	GRADE 4	GRADE 5
W541-22	0.7	1400	1473	1491	1510	1528	1546

Overall Height: 27.5" Overall Depth: 25.5" Overall Width: 22" No. Per Carton: 1

Seat Height: 16.5"

Shipping Weight/Chair: 27.1#



ABOUT THIS COLLECTION

The Bentwood Classics Collection includes chairs, armchairs, counter height barstools, backless barstools, and barstools.

STANDARD FEATURES

- Solid European Beech frame
- Steam bent Beech wood
- Choose from our standard TON approved finishes
- Beech veneer seat or upholstered seats available
- Teflon glides

PERSONALIZATION OPTIONS

- The table to the right explains all of the available options for the Bentwood Classics Collection.

OPTIONS	PAGE	ADD TO LIST PRICE
Nailhead Seat Treatment on Upholstered Seat	11	\$60
Premium Felt Glide	-	\$3
Counter Height Option Available	-	\$25



B014-VEN

NO. 14 CHAIR

MODEL	WOOD
B014-VEN	742

Overall Height: 33.25" Seat Height: 18.25" Overall Depth: 20.25" Overall Width: 16"
 Shipping Weight/Chair: 20# No. Per Carton: 2



B014-UPH

NO. 14 CHAIR

MODEL	SELECT VINYL	COM	GRADE 1	GRADE 2	GRADE 3	GRADE 4	GRADE 5
B014-UPH	892	843	877	885	894	902	911

Overall Height: 33.25" Seat Height: 18.25" Overall Depth: 20.25" Overall Width: 16"
 C.O.M.: .5 yd Shipping Weight/Chair: 20# No. Per Carton: 2



B018-VEN

NO. 18 CHAIR

MODEL	WOOD
B018-VEN	760

Overall Height: 33.25" Seat Height: 18.25" Overall Depth: 20.25" Overall Width: 16"
 Shipping Weight/Chair: 20# No. Per Carton: 2



B018-UPH

NO. 18 CHAIR

MODEL	SELECT VINYL	COM	GRADE 1	GRADE 2	GRADE 3	GRADE 4	GRADE 5
B018-UPH	940	886	920	928	937	945	954

Overall Height: 33.25" Seat Height: 18.25" Overall Depth: 20.25" Overall Width: 16"
 C.O.M.: .5 yd Shipping Weight/Chair: 20# No. Per Carton: 2



B018BS-VEN

NO. 18 BARSTOOL

MODEL	WOOD
B018BS-VEN	998

Overall Height: 43.5" Seat Height: 30" Overall Depth: 19.75" Overall Width: 16"
 Shipping Weight/Chair: 25# No. Per Carton: 1



B018BS-UPH

NO. 18 BARSTOOL

MODEL	SELECT VINYL	COM	GRADE 1	GRADE 2	GRADE 3	GRADE 4	GRADE 5
B018BS-UPH	1169	1118	1152	1160	1169	1177	1186

Overall Height: 43.5" Seat Height: 31" Overall Depth: 19.75" Overall Width: 16"
 C.O.M.: .5 yd Shipping Weight/Chair: 25# No. Per Carton: 1



B030A-VEN

NO. 30 ARMCHAIR

MODEL	WOOD
B030A-VEN	838

Overall Height: 31" Seat Height: 18.25" Overall Depth: 22.5" Overall Width: 19" Arm Height: 27.5"
 Arm Width: 21.5" Shipping Weight/Chair: 20# No. Per Carton: 1



B030A-UPH

NO. 30 ARMCHAIR

MODEL	SELECT VINYL	COM	GRADE 1	GRADE 2	GRADE 3	GRADE 4	GRADE 5
B030A-UPH	1042	977	1028	1041	1053	1066	1079

Overall Height: 30" Seat Height: 18.25" Overall Depth: 22.5" Overall Width: 19" Arm Height: 26.75"
 Arm Width: 21.5" C.O.M.: .75 yd Shipping Weight/Chair: 20# No. Per Carton: 1



B033A-UPH-BK

NO. 33 ARMCHAIR

MODEL	SELECT VINYL	COM	GRADE 1	GRADE 2	GRADE 3	GRADE 4	GRADE 5
B033A-UPH-BK	1602	1490	1575	1596	1617	1639	1660

Overall Height: 31" Seat Height: 18.25" Overall Depth: 22.5" Overall Width: 19" Arm Height: 27.25"
 Arm Width: 21.5" C.O.M.: 1.25 yd Shipping Weight/Chair: 20# No. Per Carton: 1



B073BS-VEN

NO. 73 BARSTOOL

MODEL	WOOD
B073BS-VEN	855

Overall Height: 31" Seat Height: 31" Overall Depth: 18.5" Overall Width: 18.5"
 Shipping Weight/Chair: 25# No. Per Carton: 1



B073BS-UPH

NO. 73 BARSTOOL

MODEL	SELECT VINYL	COM	GRADE 1	GRADE 2	GRADE 3	GRADE 4	GRADE 5
B073BS-UPH	1035	962	1013	1026	1038	1051	1064

Overall Height: 31" Seat Height: 31" Overall Depth: 18.5" Overall Width: 18.5"

C.O.M.: .75 yd Shipping Weight/Chair: 25# No. Per Carton: 1



B763-UPH

NO. 763 CHAIR

MODEL	SELECT VINYL	COM	GRADE 1	GRADE 2	GRADE 3	GRADE 4	GRADE 5
B763-UPH	895	818	869	882	894	907	920

Overall Height: 31" Seat Height: 18.25" Overall Depth: 18.75" Overall Width: 18"

C.O.M.: .75 yd Shipping Weight/Chair: 20# No. Per Carton: 2



ABOUT THIS COLLECTION

The Brooke Collection includes a chair, counter height stool, and a barstool. This wood seating collection features a simple slatted back and multiple upholstery options.

STANDARD FEATURES

- Beech frame
- Available as all wood chair or with multiple upholstery variations
- 21 Partially Upholstered Seat features 1/2" foam and exposed wood edges
- 31 Fully Upholstered Seat features 3/4" foam on seat
- 33 Fully Upholstered Seat and Back features 3/4" foam on seat and 1/2" foam on back
- Metal bracket on dining chair can be painted in any powder coat finish
- CAL 117 fire resistant upholstery materials
- Stainless steel footrest protector on counter and barstools
- Metal carpet glides

PERSONALIZATION OPTIONS

- The table to the right explains all of the available options for the Brooke Collection.
- Metal glides are best for carpeted surfaces
- Premium Plastic Glides are universal and can work across most hard + soft surfaces
- Premium Felt Glides are suitable for wood surfaces that are not wet cleaned. Felt naturally hardens over time and dirt becomes embedded, reducing its benefits over time.

OPTIONS

OPTIONS	PAGE	ADD TO LIST PRICE
Premium Felt Glide	-	\$3
Premium Plastic Glide	-	\$3
CAL 133	11	Call for Quote
Light Distressing on Chairs	13	\$38
Heavy Distressing on Chairs	13	\$38
Light Distressing on Barstools	13	\$50
Heavy Distressing on Barstools	13	\$50

UPHOLSTERY OPTIONS



21 Partially Upholstered Seat



31 Fully Upholstered Seat



33 Fully Upholstered Seat and Back



W522-11

BROOKE CHAIR

WOOD SEAT

MODEL	WOOD
W522-11	806

PARTIALLY UPHOLSTERED SEAT

MODEL	YARDAGE	COM	GRADE 1	GRADE 2	GRADE 3	GRADE 4	GRADE 5
W522-21	0.4	885	912	919	926	933	939

FULLY UPHOLSTERED SEAT

MODEL	YARDAGE	COM	GRADE 1	GRADE 2	GRADE 3	GRADE 4	GRADE 5
W522-31	0.5	981	1015	1023	1032	1040	1049

FULLY UPHOLSTERED SEAT & BACK

MODEL	YARDAGE	COM	GRADE 1	GRADE 2	GRADE 3	GRADE 4	GRADE 5
W522-33	1.0	999	1067	1084	1101	1118	1135

Overall Height: 30.5" Overall Depth: 20.71" Overall Width: 19.1" No. Per Carton: 2

Seat Height: W520-11 19", W520-W-21 19.5", W520-W-31 19.5", W520-33 19.5"

Shipping Weight/Chair: 10#



W520CH-11

BROOKE COUNTER HEIGHT STOOL

WOOD SEAT

MODEL	WOOD
W520CH-11	834

PARTIALLY UPHOLSTERED SEAT

MODEL	YARDAGE	COM	GRADE 1	GRADE 2	GRADE 3	GRADE 4	GRADE 5
W520CH-21	0.4	931	959	966	973	980	987

FULLY UPHOLSTERED SEAT

MODEL	YARDAGE	COM	GRADE 1	GRADE 2	GRADE 3	GRADE 4	GRADE 5
W520CH-31	0.5	945	979	988	997	1005	1014

FULLY UPHOLSTERED SEAT & BACK

MODEL	YARDAGE	COM	GRADE 1	GRADE 2	GRADE 3	GRADE 4	GRADE 5
W520CH-33	1.0	1029	1097	1114	1131	1148	1165

Overall Height: W520CH-11 34", W520CH-21 34", W520CH-31 34", W520CH-33 36"

Overall Depth: 19.6" Overall Width: 18.4" No. Per Carton: 1

Seat Height: W520CH-11 25.5", W520CH-21 26", W520CH-31 26", W520CH-33 26"

Shipping Weight/Chair: 12#



W520BS-11

BROOKE BARSTOOL

WOOD SEAT

MODEL	WOOD
W520BS-11	818

PARTIALLY UPHOLSTERED SEAT

MODEL	YARDAGE	COM	GRADE 1	GRADE 2	GRADE 3	GRADE 4	GRADE 5
W520BS-21	0.4	898	926	933	940	947	954

FULLY UPHOLSTERED SEAT

MODEL	YARDAGE	COM	GRADE 1	GRADE 2	GRADE 3	GRADE 4	GRADE 5
W520BS-31	0.5	931	965	974	983	991	1000

FULLY UPHOLSTERED SEAT & BACK

MODEL	YARDAGE	COM	GRADE 1	GRADE 2	GRADE 3	GRADE 4	GRADE 5
W520BS-33	1.0	1014	1082	1099	1116	1133	1150

Overall Height: W520BS-11 40", W520BS-21 40", W520BS-31 40", W520BS-33 42"

Overall Depth: 20.6" Overall Width: 19.7" No. Per Carton: 1

Seat Height: W520BS-11 31.5", W520BS-21 32", W520BS-31 32", W520BS-33 32"

Shipping Weight/Chair: 13#

DYLAN BENCH



ABOUT THIS COLLECTION

Dylan Benches are offered in multiple sizes in solid wood or laminate construction.

STANDARD FEATURES

- 1.5" Solid Maple or laminate
- Metal mitered-corner bracket available in any standard powder coat color
- CAL 117 fire retardant upholstery materials
- Black height-adjustable, non-skid glide
- 1/2" Thick free state foam; grade 2580

PERSONALIZATION OPTIONS

- The table to the right explains all of the available options for the Dylan Collection.

OPTIONS	PAGE	ADD TO LIST PRICE
Light Distressing	13	Call For Quote
Heavy Distressing	13	Call For Quote



DYL-B

DYLAN 22" BENCH

MODEL	WOOD	COM	GRADE 1	GRADE 2	GRADE 3	GRADE 4	GRADE 5
DYL-B-SW-172217	2705	2880	2931	2944	2956	2969	2982

MODEL	LAMINATE	COM	GRADE 1	GRADE 2	GRADE 3	GRADE 4	GRADE 5
DYL-B-LAM-172217	2480	2649	2700	2713	2725	2738	2751

Overall Height: 17" Seat Height: 17" Overall Depth: 17" Overall Width: 22"
 C.O.M.: .75 yd Shipping Weight/Chair: 40# No. Per Carton: 1



DYL-B

DYLAN 48" BENCH

MODEL	WOOD	COM	GRADE 1	GRADE 2	GRADE 3	GRADE 4	GRADE 5
DYL-B-SW-174817	2884	3056	3124	3141	3158	3175	3192

MODEL	LAMINATE	COM	GRADE 1	GRADE 2	GRADE 3	GRADE 4	GRADE 5
DYL-B-LAM-174817	2777	2946	3014	3031	3048	3065	3082

Overall Height: 17" Seat Height: 17" Overall Depth: 17" Overall Width: 48"
 C.O.M.: 1 yd Shipping Weight/Chair: 55# No. Per Carton: 1



DYL-B

DYLAN 54" BENCH

MODEL	WOOD	COM	GRADE 1	GRADE 2	GRADE 3	GRADE 4	GRADE 5
DYL-B-SW-175417	3033	3178	3280	3305	3331	3356	3382

MODEL	LAMINATE	COM	GRADE 1	GRADE 2	GRADE 3	GRADE 4	GRADE 5
DYL-B-LAM-175417	2878	3047	3149	3174	3200	3225	3251

Overall Height: 17" Seat Height: 17" Overall Depth: 17" Overall Width: 54"
 C.O.M.: 1.5 yd Shipping Weight/Chair: 60# No. Per Carton: 1



DYL-B

DYLAN 66" BENCH

MODEL	WOOD	COM	GRADE 1	GRADE 2	GRADE 3	GRADE 4	GRADE 5
DYL-B-SW-176617	3119	3295	3414	3444	3473	3503	3533

MODEL	LAMINATE	COM	GRADE 1	GRADE 2	GRADE 3	GRADE 4	GRADE 5
DYL-B-LAM-176617	3056	3226	3345	3375	3404	3434	3464

Overall Height: 17" Seat Height: 17" Overall Depth: 17" Overall Width: 66"

C.O.M.: 1.75 yd Shipping Weight/Chair: 70# No. Per Carton: 1



DYL-B

DYLAN 78" BENCH

MODEL	WOOD	COM	GRADE 1	GRADE 2	GRADE 3	GRADE 4	GRADE 5
DYL-B-SW-177817	3234	3407	3543	3577	3611	3645	3679

MODEL	LAMINATE	COM	GRADE 1	GRADE 2	GRADE 3	GRADE 4	GRADE 5
DYL-B-LAM-177817	3177	3345	3481	3515	3549	3583	3617

Overall Height: 17" Seat Height: 17" Overall Depth: 17" Overall Width: 78"

C.O.M.: 2 yd Shipping Weight/Chair: 80# No. Per Carton: 1



DYL-B

DYLAN 90" BENCH

MODEL	WOOD	COM	GRADE 1	GRADE 2	GRADE 3	GRADE 4	GRADE 5
DYL-B-SW-179017	3456	3628	3781	3819	3857	3895	3934

MODEL	LAMINATE	COM	GRADE 1	GRADE 2	GRADE 3	GRADE 4	GRADE 5
DYL-B-LAM-179017	3368	3533	3686	3724	3762	3800	3839

Overall Height: 17" Seat Height: 17" Overall Depth: 17" Overall Width: 90"

C.O.M.: 2.25 yd Shipping Weight/Chair: 90# No. Per Carton: 1



ABOUT

Hugh is a wooden chair with a simple, Shaker-style design.

STANDARD FEATURES

- Solid European Beech frame
- Metal carpet glides

PERSONALIZATION OPTIONS

- The table to the right explains all of the available options for the Hugh Collection.
- Metal glides are best for carpeted surfaces
- Premium Plastic Glides are universal and can work across most hard + soft surfaces
- Premium Felt Glides are suitable for wood surfaces that are not wet cleaned. Felt naturally hardens over time and dirt becomes embedded, reducing its benefits over time.

OPTIONS

OPTIONS	PAGE	ADD TO LIST PRICE
Light Distressing on Chairs	13	\$38
Heavy Distressing on Chairs	13	\$38
Premium Felt Glide	-	\$3
Premium Plastic Glide	-	\$3



W515

HUGH CHAIR

MODEL	WOOD
-------	------

W515	595
------	-----

Overall Height: 33" Seat Height: 18" Overall Depth: 23" Overall Width: 18"

Shipping Weight/Chair: 13# No. Per Carton: 2



ABOUT THIS COLLECTION

The Leaf collection includes chairs, counter height stools, and barstools.

STANDARD FEATURES

- Available in Beech with standard TON stains or available in European Oak in natural finish only
- CAL 117 fire retardant upholstery materials
- Available in all wood or with upholstered seat and back
- Teflon glides

PERSONALIZATION OPTIONS

- The table to the right explains all of the available options for the Leaf collection.
- COM is available with extended lead time.
- Please reference TON Fabrics for standard upholstery options.

OPTIONS	PAGE	ADD TO LIST PRICE
Premium felt glide	-	\$3



W437

LEAF CHAIR

MODEL	BEECH	EUROPEAN OAK
W437-11 – Wood Seat & Back	1137	1597
W437-22 – C.O.M.	Call for Quote	Call for Quote
W437-22 – Upholstered Seat & Back, Standard Upholstery	1686	1976

Overall Height: 31.5" Seat Height: 18" Overall Depth: 20.5" Overall Width: 19.8"
 C.O.M.: .75 yd Shipping Weight/Chair: 18# No. Per Carton: 2



W437CH

LEAF COUNTER STOOL

MODEL	BEECH	EUROPEAN OAK
W437CH-11 – Wood Seat & Back	1700	2422
W437CH-22 – C.O.M.	Call for Quote	Call for Quote
W437CH-22 – Upholstered Seat & Back, Standard Upholstery	2349	2770

Overall Height: 36.5" Seat Height: 24" Overall Depth: 20.5" Overall Width: 19.8"
 C.O.M.: .75 yd Shipping Weight/Chair: 12# No. Per Carton: 1



W437BS

LEAF BARSTOOL

MODEL	BEECH	EUROPEAN OAK
W437BS-11 – Wood Seat & Back	1645	2354
W437BS-22 – C.O.M.	Call for Quote	Call for Quote
W437BS-22 – Upholstered Seat & Back, Standard Upholstery	2262	2684

Overall Height: 43.5" Seat Height: 30" Overall Depth: 20" Overall Width: 20.5"
 C.O.M.: .75 yd Shipping Weight/Chair: 14# No. Per Carton: 1



ABOUT THIS COLLECTION

The Merano By TON Collection includes chairs, armchairs, counter height barstools, and barstools.

STANDARD FEATURES

- Solid European Beech frame, available in any standard TON finishes
- Available in European Oak or American Walnut in natural finish only
- CAL 117 fire retardant upholstery materials
- Available in all wood or with upholstered seat and back
- Teflon glides
- Standard fabric program available for quicker lead times. Please see website for fabric detail.
- Merano Chairs stack four high
- Stools come with stainless steel footrest

PERSONALIZATION OPTIONS

- The table to the right explains all of the available options for the TON Collection.
- COM is available with extended lead time - call for quote.
- Please reference TON Fabrics for standard upholstery options on page 10.

OPTIONS	PAGE	ADD TO LIST PRICE
Premium felt glide	-	\$3



W400SC

MERANO CHAIR

MODEL	BEECH	EUROPEAN OAK	AMERICAN WALNUT
W400SC – Wood Seat & Back	910	1155	2348
W400SC – Upholstered Seat & Back, Standard Upholstery	1220	1410	2585

Overall Height: 31" Seat Height: 18" Overall Depth: 17" Overall Width: 17"
 C.O.M.: 1 yd Shipping Weight/Chair: 26# No. Per Carton: 2



W400AC

MERANO ARMCHAIR

MODEL	BEECH	EUROPEAN OAK	AMERICAN WALNUT
W400AC – Wood Seat & Back	1108	1388	3050
W400AC – Upholstered Seat & Back, Standard Upholstery	1279	1643	3251

Overall Height: 31" Seat Height: 18" Overall Depth: 15" Overall Width: 19"
 C.O.M.: 1 yd Shipping Weight/Chair: 30# No. Per Carton: 1



W400CH

MERANO BARSTOOL — 24" COUNTER HEIGHT

MODEL	BEECH	EUROPEAN OAK	AMERICAN WALNUT
W400CH – Wood Seat & Back	1092	1437	3317
W400CH – Upholstered Seat & Back, Standard Upholstery	1387	1676	3301

Overall Height: 32" Seat Height: 24" Overall Depth: 14" Overall Width: 17"
 C.O.M.: 1 yd Shipping Weight/Chair: 26# No. Per Carton: 1



W400BS

MERANO BARSTOOL — 30" BARSTOOL

MODEL	BEECH	EUROPEAN OAK	AMERICAN WALNUT
W400BS – Wood Seat & Back	1092	1437	3317
W400BS – Upholstered Seat & Back, Standard Upholstery	1387	1676	3301

Overall Height: 39" Seat Height: 30" Overall Depth: 14" Overall Width: 17"
 C.O.M.: 1 yd Shipping Weight/Chair: 26# No. Per Carton: 1



ABOUT THIS COLLECTION

The Sigsbee Collection includes a chair, counter height stool, and a barstool. This wood seating collection features a simple slatted back and multiple upholstery options.

STANDARD FEATURES

- Beech Frame
- Available as all wood or with multiple upholstery variations
- Upholstered seat features 1/2" foam and exposed wood edges
- Upholstered back features 1/2" thick foam
- Nylon straps with metal buckles in brass or black
- CAL 117 fire resistant upholstery materials
- Stainless steel footrest protector on counter and barstools
- Metal carpet glides
- Nylon Straps come in Black, Olive Drab, Pacific Blue, and Khaki. Ask customer service to see samples.

PERSONALIZATION OPTIONS

- The table to the right explains all of the available options for the Sigsbee Collection.
- Leather straps are available in black, dark brown and brown as an option.
- Metal glides are best for carpeted surfaces
- Premium Plastic Glides are universal and can work across most hard + soft surfaces
- Premium Felt Glides are suitable for wood surfaces that are not wet cleaned. Felt naturally hardens over time and dirt becomes embedded, reducing its benefits over time.

OPTIONS

OPTIONS	PAGE	ADD TO LIST PRICE
Light Distressing on Chairs	11	\$38
Heavy Distressing on Chairs	11	\$38
Light Distressing on Barstools	11	\$50
Heavy Distressing on Barstools	11	\$50
CAL 133	11	Call for Quote
Premium Felt Glide		\$3
Premium Plastic Glide		\$3
Leather Straps		\$175



W530

WOOD CHAIR

WOOD

MODEL	WOOD
-------	------

W530-11	705
---------	-----

WOOD WITH PARTIALLY UPHOLSTERED SEAT PAD

MODEL	YARDAGE	COM	GRADE 1	GRADE 2	GRADE 3	GRADE 4	GRADE 5
-------	---------	-----	---------	---------	---------	---------	---------

W530-21	0.7	849	897	908	920	932	944
---------	-----	-----	-----	-----	-----	-----	-----

WOOD WITH PARTIALLY UPHOLSTERED SEAT PAD AND BACK PAD

MODEL	YARDAGE	COM	GRADE 1	GRADE 2	GRADE 3	GRADE 4	GRADE 5
-------	---------	-----	---------	---------	---------	---------	---------

W530-22	1.2	957	1040	1061	1081	1102	1123
---------	-----	-----	------	------	------	------	------

Overall Height: 32.7" Overall Depth: 19.5" Overall Width: 17.6" No. Per Carton: 2

Seat Height: 18"

Shipping Weight/Chair: 17#



W530CH

WOOD COUNTER STOOL

WOOD

MODEL	WOOD
-------	------

W530CH-11	896
-----------	-----

WOOD WITH PARTIALLY UPHOLSTERED SEAT PAD

MODEL	YARDAGE	COM	GRADE 1	GRADE 2	GRADE 3	GRADE 4	GRADE 5
-------	---------	-----	---------	---------	---------	---------	---------

W530CH-21	0.7	1039	1087	1098	1110	1122	1134
-----------	-----	------	------	------	------	------	------

WOOD WITH PARTIALLY UPHOLSTERED SEAT PAD AND BACK PAD

MODEL	YARDAGE	COM	GRADE 1	GRADE 2	GRADE 3	GRADE 4	GRADE 5
-------	---------	-----	---------	---------	---------	---------	---------

W530CH-22	1.2	1151	1234	1255	1275	1296	1317
-----------	-----	------	------	------	------	------	------

Overall Height: 37.2" Overall Depth: 20.2" Overall Width: 17.6" No. Per Carton: 1

Seat Height: 24"

Shipping Weight/Chair: 33#



W530BS

WOOD BARSTOOL

WOOD

MODEL	WOOD
-------	------

W530BS-11	882
-----------	-----

WOOD WITH PARTIALLY UPHOLSTERED SEAT PAD

MODEL	YARDAGE	COM	GRADE 1	GRADE 2	GRADE 3	GRADE 4	GRADE 5
-------	---------	-----	---------	---------	---------	---------	---------

W530BS-21	0.7	1024	1072	1083	1095	1107	1119
-----------	-----	------	------	------	------	------	------

WOOD WITH PARTIALLY UPHOLSTERED SEAT PAD AND BACK PAD

MODEL	YARDAGE	COM	GRADE 1	GRADE 2	GRADE 3	GRADE 4	GRADE 5
-------	---------	-----	---------	---------	---------	---------	---------

W530BS-22	1.2	1136	1219	1240	1260	1281	1302
-----------	-----	------	------	------	------	------	------

Overall Height: 43.2" Overall Depth: 21.2" Overall Width: 17.6" No. Per Carton: 1

Seat Height: 30.3"

Shipping Weight/Chair: 33#



ABOUT THIS COLLECTION

The Wood Melissa 504 Collection includes chairs, nesting chairs, armchairs, and barstools.

STANDARD FEATURES

- Solid European Beech frame
- Available in multiple upholstery variations
- Upholstered variations feature 2" of high resilience foam (seat treatment increases seat height by 1" but relaxes over a short period of time)
- Wood seats made of 1" saddle ply
- Webbed seat construction is standard for all upholstery variation seat treatments
- Technical Bulletin CAL 117 fire retardant upholstery
- Stainless steel footrest protector on barstools
- Metal carpet glides
- WN504 nests five high

PERSONALIZATION OPTIONS

- The table to the right explains all of the available options for the Wood Melissa 504 Collection.
 - Cut-out back graphics and laser engraved graphics should not exceed 6" x 6". Minimum quantity required of 10 units.
 - Nailhead Cobbler Seat only available on standard models or V12, V15, and V16 models.
 - Nailhead Waterfall Cobbler Seat only available on standard models or V12, V15, and V16 models.
 - Boxed seats are not available on nesting chairs.
 - Metal glides are best for carpeted surfaces
 - Premium Plastic Glides are universal and can work across most hard + soft surfaces
 - Premium Felt Glides are suitable for wood surfaces that are not wet cleaned. Felt naturally hardens over time and dirt becomes embedded, reducing its benefits over time.
- *Indicates the front and back of the chair back is upholstered.

OPTIONS	PAGE	ADD TO LIST PRICE
Cut-Out Design	13	\$80
Engraved Back	13	\$30/Side
Nailhead Cobbler Seat	11	\$60
Nailhead Waterfall Cobbler Seat	11	\$60
Nailhead Surround Back	11	\$60
Nailhead Trim Surrounding Front Legs on Pullman Seats	11	\$30
Handhold	13	\$80
Welting	11	\$15/Seat, \$15/Back
Boxed Seat	11	\$25
Reduce Barstool Seat Height to 24"	-	\$25
CAL 133	11	Call for Quote
Premium Felt Glide	-	\$3
Premium Plastic Glide	-	\$3
Light Distressing on Chairs	13	\$38
Heavy Distressing on Chairs	13	\$38
Light Distressing on Barstools	13	\$50
Heavy Distressing on Barstools	13	\$50



W504

WOOD MELISSA CHAIR

MODEL	WOOD	COM	GRADE 1	GRADE 2	GRADE 3	GRADE 4	GRADE 5
W504	648	583	614	621	629	636	644

Overall Height: 35" Seat Height: 18" Overall Depth: 19.5" Overall Width: 17.5"
 C.O.M.: .45 yd Shipping Weight/Chair: 26# No. Per Carton: 2

WOOD MELISSA CHAIR — UPHOLSTERY OPTIONS

MODEL	COM	GRADE 1	GRADE 2	GRADE 3	GRADE 4	GRADE 5	TOTAL YARDAGE
W504-V21	784	835	848	860	873	886	0.75
W504-V12	784	852	869	886	903	920	1
W504-V15*	798	883	904	925	947	968	1.25
W504-V16*	814	916	941	967	992	1018	1.5
W504-V22	892	977	998	1019	1041	1062	1.25
W504-V25*	971	1073	1098	1124	1149	1175	1.5
W504-V26*	971	1073	1098	1124	1149	1175	1.5

Overall Height: 35" Seat Height: 18" Overall Depth: 19.5" Overall Width: 17.5"
 Shipping Weight/Chair: 26# No. Per Carton: 2



W504-V21
Seat Treatment



W504-V12
Back Treatment



W504-V15
Back Treatment



W504-V16
Back Treatment



W504-V22
Combo Treatment



W504-V25
Combo Treatment



W504-V26
Combo Treatment



WN504

WOOD MELISSA NESTING CHAIR

MODEL	COM	GRADE 1	GRADE 2	GRADE 3	GRADE 4	GRADE 5
WN504	709	740	747	755	762	770

Overall Height: 35" Seat Height: 18" Overall Depth: 19.5" Overall Width: 17.5"
 C.O.M.: .45 yd Shipping Weight/Chair: 26# No. Per Carton: 2



W504A

WOOD MELISSA ARMCHAIR

MODEL	WOOD	COM	GRADE 1	GRADE 2	GRADE 3	GRADE 4	GRADE 5
W504A	747	680	711	718	726	733	741

Overall Height: 35" Seat Height: 18" Overall Depth: 19.5" Overall Width: 17.5" Arm Height: 26.5"
 C.O.M.: .45 yd Shipping Weight/Chair: 26# No. Per Carton: 1

WOOD MELISSA ARMCHAIR — UPHOLSTERY OPTIONS

MODEL	COM	GRADE 1	GRADE 2	GRADE 3	GRADE 4	GRADE 5	TOTAL YARDAGE
W504A-V21	885	936	949	961	974	987	0.75
W504A-V12	885	953	970	987	1004	1021	1
W504A-V15*	896	981	1002	1023	1045	1066	1.25
W504A-V16*	915	1017	1042	1068	1093	1119	1.5
W504A-V22	992	1077	1098	1119	1141	1162	1.25
W504A-V25*	1069	1171	1196	1222	1247	1273	1.5
W504A-V26*	1069	1171	1196	1222	1247	1273	1.5

Overall Height: 35" Seat Height: 18" Overall Depth: 19.5" Overall Width: 17.5" Arm Height: 26.5"
 Shipping Weight/Chair: 26# No. Per Carton: 1



W504A-V21
Seat Treatment



W504A-V12
Back Treatment



W504A-V15
Back Treatment



W504A-V16
Back Treatment



W504A-V22
Combo Treatment



W504A-V25
Combo Treatment



W504A-V26
Combo Treatment



W504BS

WOOD MELISSA BARSTOOL

MODEL	WOOD	COM	GRADE 1	GRADE 2	GRADE 3	GRADE 4	GRADE 5
W504BS	806	740	771	778	786	793	801

Overall Height: 44.25" Seat Height: 29.75" Overall Depth: 18.5" Overall Width: 17.5"
 C.O.M.: .45 yd Shipping Weight/Chair: 32# No. Per Carton: 1

WOOD MELISSA BARSTOOL — UPHOLSTERY OPTIONS

MODEL	COM	GRADE 1	GRADE 2	GRADE 3	GRADE 4	GRADE 5	TOTAL YARDAGE
W504BS-V21	941	992	1005	1017	1030	1043	0.75
W504BS-V12	941	1009	1026	1043	1060	1077	1
W504BS-V15*	956	1041	1062	1083	1105	1126	1.25
W504BS-V16*	915	1017	1042	1068	1093	1119	1.5
W504BS-V22	1049	1134	1155	1176	1198	1219	1.25
W504BS-V25*	1069	1171	1196	1222	1247	1273	1.5
W504BS-V26*	1127	1229	1254	1280	1305	1331	1.5

Overall Height: 44.25" Seat Height: 29.75" Overall Depth: 18.5" Overall Width: 17.5"
 Shipping Weight/Chair: 32# No. Per Carton: 1



W504BS-V21
Seat Treatment



W504BS-V12
Back Treatment



W504BS-V15
Back Treatment



W504BS-V16
Back Treatment



W504BS-V22
Combo Treatment



W504BS-V25
Combo Treatment



W504BS-V26
Combo Treatment

STEEL SEATING

ALFRED COLLECTION



ABOUT THIS COLLECTION

The Alfred Collection includes a chair, counter height stool, and a barstool. This collection features a fully upholstered seat and back.

STANDARD FEATURES

- Steel tube frame
- Premium plastic glides
- Technical Bulletin CAL 117 fire retardant upholstery materials
- Seat, back pad, and outer back panel can be upholstered in up to 3 different fabrics
- Counter and barstool models come standard with stainless steel footrest

PERSONALIZATION OPTIONS

- Alfred can be specified in up to three different fabrics. Pricing will be based off the fabric with the highest grade. See below for upholstery options for fabric locations.

OPTIONS

CAL 133

PAGE

11

ADD TO LIST PRICE

Call for Quote

UPHOLSTERY OPTIONS



Outer Back Panel



Inner Panel



Seat



Full Upholstered -
One Fabric



385-33

ALFRED CHAIR

MODEL	YARDAGE (1 FABRIC)	COM	GRADE 1	GRADE 2	GRADE 3	GRADE 4	GRADE 5
385-33	2	813	949	983	1017	1051	1085

Overall Height: 32.2" Seat Height: 18.8" Overall Depth: 22.4" Overall Width: 20.4"
 Shipping Weight/Chair: 19# No. Per Carton: 1 Full Upholstery (one fabric) COM: 2 yds
 Seat Upholstery COM: .8 yds Inner Back Upholstery COM: .7 yds Outer Back Upholstery COM: .7 yds



385CH-33

ALFRED COUNTER STOOL

MODEL	YARDAGE (1 FABRIC)	COM	GRADE 1	GRADE 2	GRADE 3	GRADE 4	GRADE 5
385CH-33	2	899	1035	1069	1103	1137	1171

Overall Height: 35.5" Seat Height: 25" Overall Depth: 20.5" Overall Width: 19.9"
 Shipping Weight/Chair: 21.8# No. Per Carton: 1 Full Upholstery (one fabric) COM: 2 yds
 Seat Upholstery COM: .8 yds Inner Back Upholstery COM: .46 yds Outer Back Upholstery COM: .46 yds



385BS-33

ALFRED BARSTOOL

MODEL	YARDAGE (1 FABRIC)	COM	GRADE 1	GRADE 2	GRADE 3	GRADE 4	GRADE 5
385BS-33	2	885	1021	1055	1089	1123	1157

Overall Height: 41.45" Seat Height: 31" Overall Depth: 20.5" Overall Width: 19.9"
 Shipping Weight/Chair: 22.6# No. Per Carton: 1 Full Upholstery (one fabric) COM: 2 yds
 Seat Upholstery COM: .8 yds Inner Back Upholstery COM: .46 yds Outer Back Upholstery COM: .46 yds



ABOUT THIS COLLECTION

The Ava Collection includes chair height, counter height, and bar height upholstered stools available in freestanding, core-drilled, or bolt-down variations.

STANDARD FEATURES

- Webbed seat construction is standard
- 2" of high resilience foam on all models
- 3" round metal column with 1/4" steel base
- Felt glides
- Technical Bulletin CAL 117 fire retardant upholstery materials

PERSONALIZATION OPTIONS

- The table to the right explains all of the available options for the Ava Collection.
- A fabric width less than 54" will require either an additional vertical seam or a "railroaded" application of the material. Thread color will be chosen by the factory to match the upholstery as closely as possible, unless otherwise specified. Choose between white, black, beige, dark grey, or beaver.
- Foot ring standard on counter and bar height models. Subtract \$65 list for products without foot rings.
- Consult with your architect or general contractor for proper installation of bolt-down and core-drilled models, attachment varies by floor construction. Floor-mounting hardware and installation instructions are not included.

OPTIONS

OPTIONS	PAGE	ADD TO LIST PRICE
CAL 133	11	Call for Quote
Add Premium Adjustable Glides	-	\$30



1400 Free Standing/
1401 Bolt-down/
1402 Core-drilled

AVA CHAIR HEIGHT STOOL

MODEL	COM	GRADE 1	GRADE 2	GRADE 3	GRADE 4	GRADE 5
1400	744	829	850	871	893	914
1401	744	829	850	871	893	914
1402	744	829	850	871	893	914

Overall Height: 20" Seat Height: 20" Overall Depth: 18" Overall Width: 18"
C.O.M.: 1.25 yd Shipping Weight/Chair: 26# No. Per Carton: 1



1400CH-FR Free Standing/
1401CH Bolt-down/
1402CH-FR Core-drilled

AVA COUNTER HEIGHT STOOL

MODEL	COM	GRADE 1	GRADE 2	GRADE 3	GRADE 4	GRADE 5
1400CH-FR	964	1049	1070	1091	1113	1134
1401CH	964	1049	1070	1091	1113	1134
1402CH-FR	964	1049	1070	1091	1113	1134

Overall Height: 25" Seat Height: 25" Overall Depth: 19" Overall Width: 19"
C.O.M.: 1.25 yd Shipping Weight/Chair: 26# No. Per Carton: 1



1400BS-FR Free Standing/
1401BS-FR Bolt-down/
1402BS-FR Core-drilled

AVA BAR HEIGHT BARSTOOL

MODEL	COM	GRADE 1	GRADE 2	GRADE 3	GRADE 4	GRADE 5
1400BS-FR	998	1083	1104	1125	1147	1168
1401BS-FR	998	1083	1104	1125	1147	1168
1402BS-FR	998	1083	1104	1125	1147	1168

Overall Height: 30" Seat Height: 30" Overall Depth: 19" Overall Width: 19"
C.O.M.: 1.25 yd Shipping Weight/Chair: 26# No. Per Carton: 1

BOWEN OUTDOOR BENCH



ABOUT THIS COLLECTION

Bowen outdoor bench features a powder coated steel frame with slatted seat in durable materials for the outdoors. Designed to pair with Bowen communal tables and tuck under the table when not in use. The soft, radius corners and edge profile on the seat ensure it is comfortable to move around.

STANDARD FEATURES

- Seat surface available in HDPE materials suitable for the outdoors.
- HDPE is a sustainable dimensional wood alternative made primarily from recycled and recyclable plastic. It is a high-performance, low maintenance material that is color stable and will never splinter, crack nor chip.
- Seat height: 18"
- Soft, 2.5" radius corners on the seat
- Steel frame in your choice of metal finish
- Plastic glides

Required to Order

1. Model Number and Description
2. Seat Material and Finish
3. Metal Frame Finish

Example:

Example: BWB-16-53-18, Bowen Bench, 16x63x18, HDPE Walnut Seat, Olive Green Frame

Notes & Tips

- * Assembly required
- * High gloss or low gloss clear coat not available on Bowen Bench



BWB-16-41-RTR-18

BOWEN OUTDOOR BENCH

MODEL	HDPE
BWB-16-41-RTR-18	1456
BWB-16-53-RTR-18	1664
BWB-16-64-RTR-18	1872

Overall Height: 18" Overall Depth: 16"

Overall Length: BWB-16-41-RTR-18 41", BWB-16-53-RTR-18 53", BWB-16-64-RTR-18 64"

Shipping Weight/Chair: #

BRADY COLLECTION



ABOUT THIS COLLECTION

The Brady Collection includes chairs, barstools, and backless barstools in both bar and counter height varieties.

STANDARD FEATURES

- Brazed, coped and sanded welds
- 1.125" Solid European Beech seat and back
- Fully Upholstered Seat available
- Nylon glides
- Steel seat tabs
- CAL 117 fire retardant upholstery materials
- C.O.M. yardage is for upholstered seat option, upholstered back is not available

PERSONALIZATION OPTIONS

- The table to the right explains all of the available options for the Brady Collection.

OPTIONS	PAGE	ADD TO LIST PRICE
Premium Metal Glides	-	\$8
Light Distressing on Wood Backs	11	\$18
Heavy Distressing on Wood Backs	11	\$18
Light Distressing on Wood Seats	11	\$18
Heavy Distressing on Wood Seats	11	\$18
Handhold Cut-Out in Backless Stools	13	\$80



250-11

BRADY CHAIR

WOOD SEAT & BACK

MODEL	WOOD
250-11	616

FULLY UPHOLSTERED SEAT & WOOD BACK

MODEL	COM	GRADE 1	GRADE 2	GRADE 3	GRADE 4	GRADE 5
250-31	604	648	659	670	681	692

Overall Height: 34" Seat Height: 18" Overall Depth: 20" Overall Width: 17"
 C.O.M.: .5 yd Shipping Weight/Chair: 21# No. Per Carton: 2



250CH-11

BRADY COUNTER STOOL

WOOD SEAT & BACK

MODEL	WOOD
250CH-11	710

FULLY UPHOLSTERED SEAT & WOOD BACK

MODEL	COM	GRADE 1	GRADE 2	GRADE 3	GRADE 4	GRADE 5
250CH-31	691	735	746	757	768	779

Overall Height: 37" Seat Height: 24" Overall Depth: 20" Overall Width: 17"
 C.O.M.: .5 yd Shipping Weight/Chair: 26# No. Per Carton: 1



250BS-11

BRADY BARSTOOL

WOOD SEAT & BACK

MODEL	WOOD
250BS-11	724

FULLY UPHOLSTERED SEAT & WOOD BACK

MODEL	COM	GRADE 1	GRADE 2	GRADE 3	GRADE 4	GRADE 5
250BS-31	707	751	762	773	784	795

Overall Height: 44" Seat Height: 30" Overall Depth: 21.24" Overall Width: 17"
 C.O.M.: .5 yd Shipping Weight/Chair: 27# No. Per Carton: 1



6250CH-10

BRADY BACKLESS COUNTER STOOL

WOOD SEAT

MODEL	WOOD
6250CH-10	545

FULLY UPHOLSTERED SEAT

MODEL	COM	GRADE 1	GRADE 2	GRADE 3	GRADE 4	GRADE 5
6250CH-30	528	552	558	564	570	576

Overall Height: 24" Seat Height: 24" Overall Depth: 16.2" Overall Width: 14"
 C.O.M.: .35 yd Shipping Weight/Chair: 18# No. Per Carton: 1



6250BS-10

BRADY BACKLESS BARSTOOL

WOOD SEAT

MODEL	WOOD
6250BS-10	560

FULLY UPHOLSTERED SEAT

MODEL	COM	GRADE 1	GRADE 2	GRADE 3	GRADE 4	GRADE 5
6250BS-30	543	567	573	579	585	591

Overall Height: 30" Seat Height: 30" Overall Depth: 17" Overall Width: 14"
 C.O.M.: .35 yd Shipping Weight/Chair: 21# No. Per Carton: 1



ABOUT THIS COLLECTION

The Felix Collection includes chairs and barstools, available in either a wood or laminate shell. Designed by John Kaloustian.

STANDARD FEATURES

- Two-piece formed plywood shell
- 14-gauge steel tube frame
- Upholstered options have 1.5" high resilience foam
- Available with wood or laminate shells
- Felix shell grommets are painted to match frame finish
- Nylon glides
- Technical Bulletin CAL 117 fire retardant upholstery materials are standard
- Chairs stack five high

PERSONALIZATION OPTIONS

- The table to the right explains all of the available options for the Felix Collection.
- Special laminate orders under 50 pc. are subject to a one time, \$350 NET set-up fee. For orders over 50 pc., call for quote.
- Cut-out back graphics and laser engraved graphics should not exceed 5" x 5". Minimum orders of 10 or more. Cut-out orders less than 10, call for quote.
- Upholstery options are available in either Fully Upholstered (FU) or Partially Upholstered (PU). Please work with your Account Manager on pricing.

OPTIONS

OPTIONS	PAGE	ADD TO LIST PRICE
Reduce Barstool Seat Height to 24"	-	\$10
Premium Metal Glides	-	\$3
Cut-Out Design	13	\$80
Engraved Back	13	\$30/Side

LAMINATE OPTIONS

Laminate shell pricing includes select standard laminates from Formica and Wilsonart, listed on chart directly below. These select standard laminates are readily available and in stock by our supplier.

Formica	Style Number	Wilsonart	Style Number
White	949-58	Beige	1530-60
Antique White	932-58	Black	1595-60
Natural Birch	7481-58	Designer White	D354-60
Fog	961-58	Dove Grey	D92-60
Storm	912-58	Fashion Grey	D381-60
Acajou Mahogany	7008-43	Natural Almond	D30-60
Amber Maple	7012-58	Frosty White	1573-60
Natural Maple	756-58	Grey	1500-60
Natural Oak	346-58	Haze	D97-60
Select Cherry	7759-43	Khaki Brown	D50-60
Wild Cherry	5904-58	Northsea	D90-60
		Pepperdust	D327-60
		Slate Grey	D91-60
		Wallaby	D439-60
		Amber Cherry	7919K-78
		Bannister Oak	7806-60
		Kensington Maple	10776-60
		Manitoba Maple	7911-60
		Natural Pear	7061-60
		Wild Cherry	7054-60

Please note, orders for fewer than 10-like shells will have an \$85.00 set-up charge. We do accept special laminates. If laminates are chosen that are outside our selected standards, please keep these guidelines in mind:

- Pricing and lead times will vary depending on laminate chosen – call for quote
- Laminate needs to be vertical grade
- Sheets available in 5' x 12' size will have the best yield
- Cannot use High Gloss Laminates
- If you choose a patterned laminate, please note that the pattern consistency will vary from shell to shell



990

FELIX WOOD CHAIR

WOOD

MODEL	WOOD
990-11	737

WOOD – PARTIALLY UPHOLSTERED SEAT

MODEL	YARDAGE	COM	GRADE 1	GRADE 2	GRADE 3	GRADE 4	GRADE 5
990-21	0.75	820	871	884	896	909	922

WOOD – PARTIALLY UPHOLSTERED SEAT & BACK

MODEL	YARDAGE	COM	GRADE 1	GRADE 2	GRADE 3	GRADE 4	GRADE 5
990-22	1.25	930	1015	1036	1057	1079	1100

Overall Height: 33" Seat Height: 18" Overall Depth: 20" Overall Width: 20"

Shipping Weight/Chair: 22# No. Per Carton: 2



990BS

FELIX WOOD BARSTOOL

WOOD

MODEL	WOOD
990BS-11	914

WOOD – PARTIALLY UPHOLSTERED SEAT

MODEL	YARDAGE	COM	GRADE 1	GRADE 2	GRADE 3	GRADE 4	GRADE 5
990BS-21	0.75	900	951	964	976	989	1002

WOOD – PARTIALLY UPHOLSTERED SEAT & BACK

MODEL	YARDAGE	COM	GRADE 1	GRADE 2	GRADE 3	GRADE 4	GRADE 5
990BS-22	1.25	1010	1095	1116	1137	1159	1180

Overall Height: 45" Seat Height: 30" Overall Depth: 20" Overall Width: 20"

Shipping Weight/Chair: 30# No. Per Carton: 1



991

FELIX LAMINATE CHAIR

LAMINATE

MODEL	LAMINATE
991-44	834

LAMINATE – PARTIALLY UPHOLSTERED SEAT

MODEL	YARDAGE	COM	GRADE 1	GRADE 2	GRADE 3	GRADE 4	GRADE 5
991-54	0.75	915	966	979	991	1004	1017

LAMINATE – PARTIALLY UPHOLSTERED SEAT & BACK

MODEL	YARDAGE	COM	GRADE 1	GRADE 2	GRADE 3	GRADE 4	GRADE 5
991-22	1.25	1029	1114	1135	1156	1178	1199

Overall Height: 33" Seat Height: 18" Overall Depth: 20" Overall Width: 20"

Shipping Weight/Chair: 22# No. Per Carton: 2



991BS

FELIX LAMINATE BARSTOOL

LAMINATE

MODEL	LAMINATE
991BS-44	915

LAMINATE – PARTIALLY UPHOLSTERED SEAT

MODEL	YARDAGE	COM	GRADE 1	GRADE 2	GRADE 3	GRADE 4	GRADE 5
991BS-54	0.75	994	1045	1058	1070	1083	1096

LAMINATE – PARTIALLY UPHOLSTERED SEAT & BACK

MODEL	YARDAGE	COM	GRADE 1	GRADE 2	GRADE 3	GRADE 4	GRADE 5
991BS-22	1.25	1109	1194	1215	1236	1258	1279

Overall Height: 45" Seat Height: 30" Overall Depth: 22" Overall Width: 20"

Shipping Weight/Chair: 30# No. Per Carton: 1



ABOUT THIS COLLECTION

The Felix Jr. Collection is a slightly smaller, one-piece shell version of the original Felix Collection. Felix Jr. has a steel frame and legs and is available in both wood and laminate shells. The chairs stack five high.

STANDARD FEATURES

- One-piece formed plywood shell
- 14-gauge steel tube frame
- Upholstered options have 1.5" high resilience foam
- Available with wood or laminate shells
- Nylon glides
- Technical Bulletin CAL 117 fire retardant upholstery materials are standard
- Chairs stack five high

PERSONALIZATION OPTIONS

- The table to the right explains all of the available options for the Felix Jr. Collection.
- Special laminate orders under 50 pc. are subject to a one time, \$350 NET set-up fee. For orders over 50 pc., call for quote.
- Call factory for custom cut-outs and custom engraving.

OPTIONS

OPTIONS	PAGE	ADD TO LIST PRICE
Reduce Barstool Seat Height to 24"	-	\$10
Premium Metal Glides	-	\$3
Signature Felix "Smile"	-	\$80
Engraved Back	13	\$30/Side

UPHOLSTERY OPTIONS



20 or 50: Upholstered Seat

LAMINATE OPTIONS

Laminate shell pricing includes select standard laminates from Formica and Wilsonart, listed on chart directly below. These select standard laminates are readily available and in stock by our supplier.

Formica	Style Number	Wilsonart	Style Number
White	949-58	Beige	1530-60
Antique White	932-58	Black	1595-60
Natural Birch	7481-58	Designer White	D354-60
Fog	961-58	Dove Grey	D92-60
Storm	912-58	Fashion Grey	D381-60
Acajou Mahogany	7008-43	Natural Almond	D30-60
Amber Maple	7012-58	Frosty White	1573-60
Natural Maple	756-58	Grey	1500-60
Natural Oak	346-58	Haze	D97-60
Select Cherry	7759-43	Khaki Brown	D50-60
Wild Cherry	5904-58	Northsea	D90-60
		Pepperdust	D327-60
		Slate Grey	D91-60
		Wallaby	D439-60
		Amber Cherry	7919K-78
		Bannister Oak	7806-60
		Kensington Maple	10776-60
		Manitoba Maple	7911-60
		Natural Pear	7061-60
		Wild Cherry	7054-60

Please note, orders for fewer than 10-like shells will have an \$85.00 set-up charge. We do accept special laminates. If laminates are chosen that are outside our selected standards, please keep these guidelines in mind:

- Pricing and lead times will vary depending on laminate chosen – call for quote
- Laminate needs to be vertical grade
- Sheets available in 5' x 12' size will have the best yield
- Cannot use High Gloss Laminates
- If you choose a patterned laminate, please note that the pattern consistency will vary from shell to shell



992

FELIX JR. CHAIR

WOOD							
MODEL	WOOD						
992-10	530						
WOOD – UPHOLSTERED SEAT							
MODEL	YARDAGE	COM	GRADE 1	GRADE 2	GRADE 3	GRADE 4	GRADE 5
992-20	0.45	674	705	712	720	727	735

Overall Height: 32" Seat Height: 19" Overall Depth: 21" Overall Width: 20"
 Shipping Weight/Chair: 14.5# No. Per Carton: 2



992BS

FELIX JR. BARSTOOL

WOOD							
MODEL	WOOD						
992BS-10	612						
WOOD – UPHOLSTERED SEAT							
MODEL	YARDAGE	COM	GRADE 1	GRADE 2	GRADE 3	GRADE 4	GRADE 5
992BS-20	0.45	752	783	790	798	805	813

Overall Height: 44" Seat Height: 30" Overall Depth: 21" Overall Width: 18"
 Shipping Weight/Chair: 18.5# No. Per Carton: 1



993

FELIX JR. CHAIR

LAMINATE							
MODEL	LAMINATE						
993-44	638						
LAMINATE – UPHOLSTERED SEAT							
MODEL	YARDAGE	COM	GRADE 1	GRADE 2	GRADE 3	GRADE 4	GRADE 5
993-50	0.45	780	811	818	826	833	841

Overall Height: 32" Seat Height: 19" Overall Depth: 21" Overall Width: 20"
 Shipping Weight/Chair: 14.5# No. Per Carton: 2



993BS
 (Shown as 993BS-50)

FELIX JR. BARSTOOL

LAMINATE							
MODEL	LAMINATE						
993BS-44	720						
LAMINATE – UPHOLSTERED SEAT							
MODEL	YARDAGE	COM	GRADE 1	GRADE 2	GRADE 3	GRADE 4	GRADE 5
993BS-50	0.45	860	891	898	906	913	921

Overall Height: 44" Seat Height: 30" Overall Depth: 21" Overall Width: 18"
 Shipping Weight/Chair: 18.5# No. Per Carton: 1

FERDINAND COLLECTION



ABOUT THIS COLLECTION

The Ferdinand Collection includes a chair, counter height stool, and a barstool. This seating collection features a tubular steel frame with multiple upholstery options.

STANDARD FEATURES

- 1.125" tubular steel frame
- Available as all wood or with multiple upholstery variations
- Fully Upholstered seat features 1/2" foam (no wood edge is exposed)
- Fully Upholstered back features 1/2" foam (no wood edge is exposed)
- CAL 117 fire resistant upholstery materials
- Stainless steel footrest protector on counter and barstools
- Polyurethane half dome glides

PERSONALIZATION OPTIONS

- Upholstery options are available.

OPTIONS	PAGE	ADD TO LIST PRICE
Light Distressing on Wood Backs	11	\$18
Heavy Distressing on Wood Backs	11	\$18
Light Distressing on Wood Seats	11	\$18
Heavy Distressing on Wood Seats	11	\$18
CAL 133	11	Call for Quote

UPHOLSTERY OPTIONS



Fully Upholstered
Seat and Back



Fully Upholstered
Seat and Wood
Back



728-33

FERDINAND CHAIR

WOOD SEAT AND BACK

MODEL	WOOD
-------	------

728-11	661
--------	-----

UPHOLSTERED SEAT AND WOOD BACK

MODEL	YARDAGE	COM	GRADE 1	GRADE 2	GRADE 3	GRADE 4	GRADE 5
-------	---------	-----	---------	---------	---------	---------	---------

728-31	0.75	724	775	788	800	813	826
--------	------	-----	-----	-----	-----	-----	-----

UPHOLSTERED SEAT AND BACK

MODEL	YARDAGE	COM	GRADE 1	GRADE 2	GRADE 3	GRADE 4	GRADE 5
-------	---------	-----	---------	---------	---------	---------	---------

728-33	1.75	848	967	997	1026	1056	1086
--------	------	-----	-----	-----	------	------	------

Overall Height: 30" Overall Depth: 21.5" Overall Width: 20" No. Per Carton: 2

Seat Height: 19"

Shipping Weight/Chair: 728-11 16.4#, 728-33 18.0#



728CH-11

FERDINAND COUNTER STOOL

WOOD SEAT AND BACK

MODEL	WOOD
-------	------

728CH-11	730
----------	-----

UPHOLSTERED SEAT AND WOOD BACK

MODEL	YARDAGE	COM	GRADE 1	GRADE 2	GRADE 3	GRADE 4	GRADE 5
-------	---------	-----	---------	---------	---------	---------	---------

728CH-31	0.75	794	845	858	870	883	896
----------	------	-----	-----	-----	-----	-----	-----

UPHOLSTERED SEAT AND BACK

MODEL	YARDAGE	COM	GRADE 1	GRADE 2	GRADE 3	GRADE 4	GRADE 5
-------	---------	-----	---------	---------	---------	---------	---------

728CH-33	1.75	905	1024	1054	1083	1113	1143
----------	------	-----	------	------	------	------	------

Overall Height: 32.3" Overall Depth: 20.9" Overall Width: 19" No. Per Carton: 1

Seat Height: 24"

Shipping Weight/Chair: 728CH-11 18.4#, 728CH-33 20.0#



728BS-11

FERDINAND BARSTOOL

WOOD SEAT AND BACK

MODEL	WOOD
-------	------

728BS-11	718
----------	-----

UPHOLSTERED SEAT AND WOOD BACK

MODEL	YARDAGE	COM	GRADE 1	GRADE 2	GRADE 3	GRADE 4	GRADE 5
-------	---------	-----	---------	---------	---------	---------	---------

728BS-31	0.75	780	831	844	856	869	882
----------	------	-----	-----	-----	-----	-----	-----

UPHOLSTERED SEAT AND BACK

MODEL	YARDAGE	COM	GRADE 1	GRADE 2	GRADE 3	GRADE 4	GRADE 5
-------	---------	-----	---------	---------	---------	---------	---------

728BS-33	1.75	891	1010	1040	1069	1099	1129
----------	------	-----	------	------	------	------	------

Overall Height: 38.25" Overall Depth: 21.8" Overall Width: 19" No. Per Carton: 1

Seat Height: 30"

Shipping Weight/Chair: 728BS-11 19.4#, 728BS-33 21.0#

FULL HURDLE COLLECTION



ABOUT THIS COLLECTION

The Full Hurdle Collection includes a chair, a counter stool, and a barstool. This steel seating collection features steel frame and legs with a formed plywood shell seat.

STANDARD FEATURES

- Steel frame and legs
- Plywood shell
- Available as all wood chair or fully upholstered variation
- Upholstered model features .5" thick foam on seat
- Technical Bulletin CAL 117 fire retardant upholstery
- Stainless steel footrest protector on counter and barstools
- Plastic carpet glides

PERSONALIZATION OPTIONS

- The table to the right explains all of the available options for the Full Hurdle Collection.
- Fabrics must be approved by Grand Rapids Chair Co to ensure it will work with our products properly and meet quality standards.

OPTIONS	PAGE	ADD TO LIST PRICE
CAL 133	11	Call for Quote



332-10

FULL HURDLE CHAIR

WOOD SHELL

MODEL	WOOD
332-10	701

FULLY UPHOLSTERED SHELL

MODEL	YARDAGE	COM	GRADE 1	GRADE 2	GRADE 3	GRADE 4	GRADE 5
332-30	1.25	782	867	888	909	930	951

Overall Height: 31.28" Overall Depth: 20.5" Overall Width: 20.5" No. Per Carton: 2
 Shell Height: 18" Width Between Arms: 17"
 Shipping Weight/Chair: 23#



332CH-10

FULL HURDLE COUNTER STOOL

WOOD SHELL

MODEL	WOOD
332CH-10	826

FULLY UPHOLSTERED SHELL

MODEL	YARDAGE	COM	GRADE 1	GRADE 2	GRADE 3	GRADE 4	GRADE 5
332CH-30	1.25	900	985	1006	1027	1049	1070

Overall Height: 38.28" Overall Depth: 20.5" Overall Width: 20.7" No. Per Carton: 1
 Shell Height: 24" Width Between Arms: 17"
 Shipping Weight/Chair: 22#



332BS-10

FULL HURDLE BARSTOOL

WOOD SHELL

MODEL	WOOD
332BS-10	840

FULLY UPHOLSTERED SHELL

MODEL	YARDAGE	COM	GRADE 1	GRADE 2	GRADE 3	GRADE 4	GRADE 5
332BS-30	1.25	914	999	1020	1041	1063	1084

Overall Height: 44.28" Overall Depth: 20.5" Overall Width: 20.7" No. Per Carton: 1
 Shell Height: 30" Width Between Arms: 17"
 Shipping Weight/Chair: 24#

HARPER COLLECTION



ABOUT THIS COLLECTION

The Harper Collection includes a chair, counter height stool, barstool, and a lounge. Harper features multiple types of bases including an X-base, four-leg base and an A-frame stacker. This collection also features partially upholstered or fully wrapped upholstery, on either wood or laminate shells.

STANDARD FEATURES

- Steel tube frame
- Available in wood or laminate shells
- Technical Bulletin CAL 117 fire retardant upholstery materials
- Upholstered models feature 1/2" thick foam
- 272 models stack four high
- Premium plastic glides used on models 271, 272, 271CH, and 271BS
- Standard Nylon sled glides used on models 270, 273, 270CH, and 270BS

PERSONALIZATION OPTIONS

- The table to the right explains all of the available options for the Harper Collection.
- Textured finishes are not suggested for stacking chairs.
- Cut-out back graphics and laser engraved graphics should not exceed 6" x 6". Minimum quantity required of 10 units.
- Call for extended lead time on fully upholstered Harper models if order quantity is over 20 pcs. Options are available to offer Fully Upholstered (FU) or Partially Upholstered (PU). Please work with your Account Manager on pricing.
- Fabrics must be approved by Grand Rapids Chair Co to ensure it will work with our products properly and meet quality standards.

OPTIONS

OPTIONS	PAGE	ADD TO LIST PRICE
CAL 133	11	Call for Quote
Cut-Out Design	13	\$80
Engraved Back	13	\$30/Side

UPHOLSTERY OPTIONS



20 or 50 Partially Upholstered



30 Fully Upholstered

LAMINATE OPTIONS

Laminate shell pricing includes select standard laminates from Formica and Wilsonart, listed on chart directly below. These select standard laminates are readily available and in stock by our supplier.

Formica	Style Number	Wilsonart	Style Number
White	949-58	Beige	1530-60
Antique White	932-58	Black	1595-60
Natural Birch	7481-58	Designer White	D354-60
Fog	961-58	Dove Grey	D92-60
Storm	912-58	Fashion Grey	D381-60
Acajou Mahogany	7008-43	Natural Almond	D30-60
Amber Maple	7012-58	Frosty White	1573-60
Natural Maple	756-58	Grey	1500-60
Natural Oak	346-58	Haze	D97-60
Select Cherry	7759-43	Khaki Brown	D50-60
Wild Cherry	5904-58	Northsea	D90-60
		Pepperdust	D327-60
		Slate Grey	D91-60
		Wallaby	D439-60
		Amber Cherry	7919K-78
		Bannister Oak	7806-60
		Kensington Maple	10776-60
		Manitoba Maple	7911-60
		Natural Pear	7061-60
		Wild Cherry	7054-60

Please note, orders for fewer than 10-like shells will have an \$85.00 set-up charge. We do accept special laminates. If laminates are chosen that are outside our selected standards, please keep these guidelines in mind:

- Pricing and lead times will vary depending on laminate chosen – call for quote
- Laminate needs to be vertical grade
- Sheets available in 5' x 12' size will have the best yield
- Cannot use High Gloss Laminates
- If you choose a patterned laminate, please note that the pattern consistency will vary from shell to shell



270

HARPER CHAIR — X-BASE

WOOD							
MODEL	WOOD						
270-10	690						
WOOD – PARTIALLY UPHOLSTERED							
MODEL	YARDAGE	COM	GRADE 1	GRADE 2	GRADE 3	GRADE 4	GRADE 5
270-20	0.4	764	791	798	805	812	818
FULLY UPHOLSTERED							
MODEL	YARDAGE	COM	GRADE 1	GRADE 2	GRADE 3	GRADE 4	GRADE 5
270-30	1.0	990	1058	1075	1092	1109	1126
LAMINATE							
MODEL	LAMINATE						
270-40	779						
LAMINATE – PARTIALLY UPHOLSTERED							
MODEL	YARDAGE	COM	GRADE 1	GRADE 2	GRADE 3	GRADE 4	GRADE 5
270-50	0.4	854	881	888	895	902	908

Overall Height: 31.52" Overall Depth: 20.38" Overall Width: 17.33" No. Per Carton: 2
 Seat Height: 270-10 18.8", 270-20 19.5", 270-30 19.5", 270-40 18.8", 270-50 19.5"
 Shipping Weight/Chair: 270-10 32.64#, 270-20 35.4#, 270-30 37#, 270-40 32.64#, 270-50 35.4#



270CH

HARPER COUNTER HEIGHT STOOL — X-BASE

WOOD							
MODEL	WOOD						
270CH-10	750						
WOOD – PARTIALLY UPHOLSTERED							
MODEL	YARDAGE	COM	GRADE 1	GRADE 2	GRADE 3	GRADE 4	GRADE 5
270CH-20	0.4	825	852	859	866	873	879
FULLY UPHOLSTERED							
MODEL	YARDAGE	COM	GRADE 1	GRADE 2	GRADE 3	GRADE 4	GRADE 5
270CH-30	0.8	1050	1104	1118	1131	1145	1159
LAMINATE							
MODEL	LAMINATE						
270CH-40	840						
LAMINATE – PARTIALLY UPHOLSTERED							
MODEL	YARDAGE	COM	GRADE 1	GRADE 2	GRADE 3	GRADE 4	GRADE 5
270CH-50	0.4	929	956	963	970	977	983

Overall Height: 33.21" Overall Depth: 17.88" Overall Width: 16.07" No. Per Carton: 1
 Seat Height: 270CH-10 25.98", 270CH-20 26.62", 270CH-30 26.62", 270CH-40 25.89", 270CH-50 26.62"
 Shipping Weight/Chair: 270CH-10 18.4#, 270CH-20 19.35#, 270CH-30 20#, 270CH-40 18.4#, 270CH-50 19.35#



HARPER BAR HEIGHT STOOL — X-BASE

WOOD							
MODEL	WOOD						
270BS-10	764						
WOOD – PARTIALLY UPHOLSTERED							
MODEL	YARDAGE	COM	GRADE 1	GRADE 2	GRADE 3	GRADE 4	GRADE 5
270BS-20	0.4	840	867	874	881	888	894
FULLY UPHOLSTERED							
MODEL	YARDAGE	COM	GRADE 1	GRADE 2	GRADE 3	GRADE 4	GRADE 5
270BS-30	0.8	1065	1119	1133	1146	1160	1174
LAMINATE							
MODEL	LAMINATE						
270BS-40	854						
LAMINATE – PARTIALLY UPHOLSTERED							
MODEL	YARDAGE	COM	GRADE 1	GRADE 2	GRADE 3	GRADE 4	GRADE 5
270BS-50	0.4	929	956	963	970	977	983

Overall Height: 34.9" Overall Depth: 16.8" Overall Width: 16.02" No. Per Carton: 1
 Seat Height: 270BS-10 30.2", 270BS-20 31.13", 270BS-30 31.13", 270BS-40 30.47", 270BS-50 31.13"
 Shipping Weight/Chair: 270BS-10 18.22#, 270BS-20 20.58#, 270BS-30 21.5#, 270BS-40 18.22#, 270BS-50 20.58#



HARPER CHAIR — 4-LEG

WOOD							
MODEL	WOOD						
271-10	615						
WOOD – PARTIALLY UPHOLSTERED							
MODEL	YARDAGE	COM	GRADE 1	GRADE 2	GRADE 3	GRADE 4	GRADE 5
271-20	0.4	690	717	724	731	738	744
FULLY UPHOLSTERED							
MODEL	YARDAGE	COM	GRADE 1	GRADE 2	GRADE 3	GRADE 4	GRADE 5
271-30	1.0	915	983	1000	1017	1034	1051
LAMINATE							
MODEL	LAMINATE						
271-40	704						
LAMINATE – PARTIALLY UPHOLSTERED							
MODEL	YARDAGE	COM	GRADE 1	GRADE 2	GRADE 3	GRADE 4	GRADE 5
271-50	0.4	779	806	813	820	827	833

Overall Height: 31.82" Overall Depth: 20.38" Overall Width: 17.29" No. Per Carton: 2
 Seat Height: 271-10 19.09", 271-20 19.66", 271-30 19.66", 271-40 19.09", 271-50 19.66"
 Shipping Weight/Chair: 271-10 31.58#, 271-20 34.14#, 271-30 36#, 271-40 31.58#, 271-50 34.14#



271CH

HARPER COUNTER HEIGHT STOOL — 4-LEG

WOOD							
MODEL	WOOD						
271CH-10	675						
WOOD – PARTIALLY UPHOLSTERED							
MODEL	YARDAGE	COM	GRADE 1	GRADE 2	GRADE 3	GRADE 4	GRADE 5
271CH-20	0.4	750	777	784	791	798	804
FULLY UPHOLSTERED							
MODEL	YARDAGE	COM	GRADE 1	GRADE 2	GRADE 3	GRADE 4	GRADE 5
271CH-30	0.8	976	1030	1044	1057	1071	1085
LAMINATE							
MODEL	LAMINATE						
271CH-40	735						
LAMINATE – PARTIALLY UPHOLSTERED							
MODEL	YARDAGE	COM	GRADE 1	GRADE 2	GRADE 3	GRADE 4	GRADE 5
271CH-50	0.4	840	867	874	881	888	894

Overall Height: 33.45" Overall Depth: 17.27" Overall Width: 16.2" No. Per Carton: 1

Seat Height: 271CH-10 26.12", 271CH-20 26.81", 271CH-30 26.81", 271CH-40 26.12", 271CH-50 26.81"

Shipping Weight/Chair: 271CH-10 19.46#, 271CH-20 20.3#, 271CH-30 21#, 271CH-40 19.46#, 271CH-50 20.3#



271BS

HARPER BAR HEIGHT STOOL — 4-LEG

WOOD							
MODEL	WOOD						
271BS-10	690						
WOOD – PARTIALLY UPHOLSTERED							
MODEL	YARDAGE	COM	GRADE 1	GRADE 2	GRADE 3	GRADE 4	GRADE 5
271BS-20	0.4	764	791	798	805	812	818
FULLY UPHOLSTERED							
MODEL	YARDAGE	COM	GRADE 1	GRADE 2	GRADE 3	GRADE 4	GRADE 5
271BS-30	0.8	990	1044	1058	1071	1085	1099
LAMINATE							
MODEL	LAMINATE						
271BS-40	779						
LAMINATE – PARTIALLY UPHOLSTERED							
MODEL	YARDAGE	COM	GRADE 1	GRADE 2	GRADE 3	GRADE 4	GRADE 5
271BS-50	0.4	854	881	888	895	902	908

Overall Height: 34.12" Overall Depth: 16.24" Overall Width: 16.52" No. Per Carton: 1

Seat Height: 271BS-10 30.63", 271BS-20 31.11", 271BS-30 31.11", 271BS-40 30.63", 271BS-50 31.11"

Shipping Weight/Chair: 271BS-10 18.77#, 271BS-20 20.96#, 271BS-30 21.5#, 271BS-40 18.77#, 271BS-50 20.96#



272

HARPER CHAIR — STACKER

WOOD							
MODEL	WOOD						
272-10	584						
WOOD – PARTIALLY UPHOLSTERED							
MODEL	YARDAGE	COM	GRADE 1	GRADE 2	GRADE 3	GRADE 4	GRADE 5
272-20	0.4	658	685	692	699	706	712
FULLY UPHOLSTERED							
MODEL	YARDAGE	COM	GRADE 1	GRADE 2	GRADE 3	GRADE 4	GRADE 5
272-30	1.0	886	954	971	988	1005	1022
LAMINATE							
MODEL	LAMINATE						
272-40	675						
LAMINATE – PARTIALLY UPHOLSTERED							
MODEL	YARDAGE	COM	GRADE 1	GRADE 2	GRADE 3	GRADE 4	GRADE 5
272-50	0.4	750	777	784	791	798	804

Overall Height: 31.69" Overall Depth: 20.36" Overall Width: 22.38" No. Per Carton: 2

Seat Height: 272-10 18.84", 272-20 19.6", 272-30 19.6", 272-40 18.84", 272-50 19.6"

Shipping Weight/Chair: 272-10 36#, 272-20 38.48#, 272-30 40#, 272-40 36#, 272-50 38.48#



273

HARPER LOUNGE CHAIR

WOOD							
MODEL	WOOD						
273-10	840						
WOOD – PARTIALLY UPHOLSTERED							
MODEL	YARDAGE	COM	GRADE 1	GRADE 2	GRADE 3	GRADE 4	GRADE 5
273-20	0.5	1029	1063	1071	1080	1088	1097
FULLY UPHOLSTERED							
MODEL	YARDAGE	COM	GRADE 1	GRADE 2	GRADE 3	GRADE 4	GRADE 5
273-30	2.3	1215	1371	1410	1449	1488	1527
LAMINATE							
MODEL	LAMINATE						
273-40	929						
LAMINATE – PARTIALLY UPHOLSTERED							
MODEL	YARDAGE	COM	GRADE 1	GRADE 2	GRADE 3	GRADE 4	GRADE 5
273-50	0.5	1004	1038	1046	1055	1063	1072

Overall Height: 31.32" Overall Depth: 27.35" Overall Width: 25.58" No. Per Carton: 1

Seat Height: 273-10 15.62", 273-20 17", 273-30 17", 273-40 15.62", 273-50 17"

Shipping Weight/Chair: 273-10 23.22#, 273-20 25.77#, 273-30 26.5#, 273-40 23.22#, 273-50 25.77#

HULA COLLECTION



ABOUT THIS COLLECTION

The Hula Collection features an outdoor chair, counter stool, and barstool.

STANDARD FEATURES

- 5/8" round, 12-gauge steel tube frame
- Power coated perforated steel seat and back
- Plastic glides
- Chair stacks 4 high

PERSONALIZATION OPTIONS

- High gloss and low gloss clear coat not available on Hula Seating Collection.



845-66

HULA CHAIR

MODEL	\$LIST PRICE
845-66	523

Overall Height: 28.5" Seat Height: 18" Overall Depth: 20.9" Overall Width: 20.3"
 Shipping Weight/Chair: 18.4# No. Per Carton: 4



845CH-66

HULA COUNTER STOOL

MODEL	\$LIST PRICE
845CH-66	718

Overall Height: 35" Seat Height: 24" Overall Depth: 20.2" Overall Width: 19.3"
 Shipping Weight/Chair: 20# No. Per Carton: 1



845BS-66

HULA BARSTOOL

MODEL	\$LIST PRICE
845BS-66	707

Overall Height: 41" Seat Height: 30" Overall Depth: 20.2" Overall Width: 19.3"
 Shipping Weight/Chair: 24# No. Per Carton: 1

HURDLE COLLECTION



ABOUT THIS COLLECTION

The Hurdle Collection includes a chair, a dining-height stool, a counter height stool and barstool. Designed by Dowel Jones.

STANDARD FEATURES

- 7/8" round tube, 14-gauge steel frame
- Flat seat made of 1" solid wood
- Species: White Oak in natural finish (other finishes not available)
- Plastic glides

PERSONALIZATION OPTIONS

- The table to the right explains all of the available options for the Hurdle Collection.



330

HURDLE STOOL

MODEL	WOOD
330-10	479

Overall Height: 18.5" Seat Height: 18.5" Overall Depth: 15" Overall Width: 17"
 Shipping Weight/Chair: 13# No. Per Carton: 2



330CH

HURDLE COUNTER STOOL

MODEL	WOOD
330CH-10	552

Overall Height: 24" Seat Height: 24" Overall Depth: 15" Overall Width: 17"
 Shipping Weight/Chair: 17# No. Per Carton: 1



330BS

HURDLE BARSTOOL

MODEL	WOOD
330BS-10	561

Overall Height: 30" Seat Height: 30" Overall Depth: 17.5" Overall Width: 17"
 Shipping Weight/Chair: 18# No. Per Carton: 1



331

HALF HURDLE CHAIR

MODEL	WOOD
331-10	523

Overall Height: 22.25" Seat Height: 18" Overall Depth: 20.5" Overall Width: 20.5"
 Shipping Weight/Chair: 23.5# No. Per Carton: 1



331CH

HALF HURDLE COUNTER STOOL

MODEL	WOOD
331CH-10	735

Overall Height: 28.3" Seat Height: 24" Overall Depth: 20.5" Overall Width: 20.7"
 Shipping Weight/Chair: 20.3# No. Per Carton: 1



331BS

HALF HURDLE BARSTOOL

MODEL	WOOD
331BS-10	701

Overall Height: 34.3" Seat Height: 30" Overall Depth: 20.5" Overall Width: 20.7"
 Shipping Weight/Chair: 22.3# No. Per Carton: 1

HURDLE OUTDOOR COLLECTION



ABOUT THIS COLLECTION

The Hurdle Outdoor Collection includes dining height, counter and bar stools — in two styles, suitable for outdoor use. Designed by Dowel Jones.

STANDARD FEATURES

- 7/8" round tube, 14-gauge steel frame painted in any powder coat finish
- 3/4" flat seat made of HDPE for outdoor use
- HDPE is a sustainable dimensional wood alternative made primarily from recycled and recyclable plastic. It is a high-performance, low maintenance material that is color stable and will never splinter, crack nor chip.
- Plastic glides

Required to Order

1. Model Number and Description
2. HDPE seat material
3. Metal Finish

Example:

335-70, Half Hurdle Stool- Outdoor, Walnut HDPE, Ink Black Frame



334

HURDLE OUTDOOR STOOL

MODEL	HDPE
334-70	432

Overall Height: 18.5" Seat Height: 18.5" Overall Depth: 15" Overall Width: 17"
 Shipping Weight/Chair: 13# No. Per Carton: 2



334CH

HURDLE OUTDOOR COUNTER STOOL

MODEL	HDPE
334CH-70	494

Overall Height: 24" Seat Height: 24" Overall Depth: 15" Overall Width: 17"
 Shipping Weight/Chair: 17# No. Per Carton: 1



334BS

HURDLE OUTDOOR BARSTOOL

MODEL	HDPE
334BS-70	504

Overall Height: 30" Seat Height: 30" Overall Depth: 17.5" Overall Width: 17"
 Shipping Weight/Chair: 18# No. Per Carton: 1



335

HALF HURDLE OUTDOOR CHAIR

MODEL	HDPE
335-70	478

Overall Height: 22.25" Seat Height: 18" Overall Depth: 20.5" Overall Width: 20.5"
 Shipping Weight/Chair: 23.5# No. Per Carton: 1



335CH

HALF HURDLE OUTDOOR COUNTER STOOL

MODEL	HDPE
335CH-70	624

Overall Height: 28.3" Seat Height: 24" Overall Depth: 20.5" Overall Width: 20.7"
 Shipping Weight/Chair: 20.3# No. Per Carton: 1



335BS

HALF HURDLE OUTDOOR BARSTOOL

MODEL	HDPE
335BS-70	660

Overall Height: 34.3" Seat Height: 30" Overall Depth: 20.5" Overall Width: 20.7"
 Shipping Weight/Chair: 22.3# No. Per Carton: 1

LADDER BACK COLLECTION



ABOUT THIS COLLECTION

The Ladder Back Collection includes chairs, barstools, and swivel barstools.

STANDARD FEATURES

- 1.25" round metal tube
- Upholstered or wood seats available
- Wood seats made of 1" saddled ply
- Upholstered models features 2" of high resilience foam
- Technical Bulletin CAL 117 fire retardant upholstery materials
- Nylon glides

PERSONALIZATION OPTIONS

- The table to the right explains all of the available options for the Ladder Back Collection.

OPTIONS	PAGE	ADD TO LIST PRICE
Webbed Seat Construction	11	\$8
Reduce Barstool Seat Height to 24"	-	\$10
CAL 133	11	Call for Quote
Swivel Barstool Seat Height Available Up to 36" High	-	\$80
Premium Metal Glides	-	\$3
Light Distressing on Wood Seats	14	\$18
Heavy Distressing on Wood Seats	14	\$18



105

LADDER BACK CHAIR

WOOD SEAT & STEEL BACK

MODEL WOOD

105-16 423

FULLY UPHOLSTERED SEAT & STEEL BACK

MODEL	YARDAGE	COM	GRADE 1	GRADE 2	GRADE 3	GRADE 4	GRADE 5
105-36	0.45	363	394	401	409	416	424

Overall Height: 31.75" Seat Height: 17.75" Overall Depth: 19.25" Overall Width: 16.25"

C.O.M.: .45 yd Shipping Weight/Chair: 24# No. Per Carton: 2



105BS

LADDER BACK BARSTOOL

WOOD SEAT & STEEL BACK

MODEL WOOD

105BS-16 540

FULLY UPHOLSTERED SEAT & STEEL BACK

MODEL	YARDAGE	COM	GRADE 1	GRADE 2	GRADE 3	GRADE 4	GRADE 5
105BS-36	0.45	477	508	515	523	530	538

Overall Height: 44" Seat Height: 29.75" Overall Depth: 18.75" Overall Width: 16.25"

C.O.M.: .45 yd Shipping Weight/Chair: 30# No. Per Carton: 1



6105BS

LADDER BACK SWIVEL BARSTOOL

WOOD SEAT & STEEL BACK

MODEL WOOD

6105BS-16 746

FULLY UPHOLSTERED SEAT & STEEL BACK

MODEL	YARDAGE	COM	GRADE 1	GRADE 2	GRADE 3	GRADE 4	GRADE 5
6105BS-36	0.45	685	716	723	731	738	746

Overall Height: 45" Seat Height: 28.5" Overall Depth: 20" Overall Width: 16.25"

C.O.M.: .45 yd Shipping Weight/Chair: 46# No. Per Carton: 1

LEO SEATING



ABOUT THIS COLLECTION

The Leo Chair is made with steel tubing, featuring a slightly arched steel back, legs, and frame.

STANDARD FEATURES

- Steel dowel legs
- Armless
- Wood or upholstered seat available
- Metal glide

PERSONALIZATION OPTIONS

- The table to the right explains all of the available options for the Leo Collection.

OPTIONS	PAGE	ADD TO LIST PRICE
CAL 133	11	Call for Quote



725

LEO CHAIR

MODEL	WOOD	COM	GRADE 1	GRADE 2	GRADE 3	GRADE 4	GRADE 5
725	667	721	789	806	823	840	857

Overall Height: 32" Seat Height: 18" Overall Depth: 20" Overall Width: 21"

C.O.M.: 1.0 yd Shipping Weight/Chair: 15# No. Per Carton: 2

MAMA MELISSA 571 COLLECTION



ABOUT THIS COLLECTION

The Mama Melissa 571 Collection includes chairs, barstools, swivel barstools, and fixed seating that are slightly larger than our original Melissa Anne Collection.

STANDARD FEATURES

- Ladder back design
- 1.25" metal square tube frame
- Available with wood or upholstered seat
- Wood seats made of 1" saddled ply
- Upholstered models feature 2" high resilience foam
- Nylon glides
- Technical Bulletin CAL 117 fire retardant upholstery materials are standard

PERSONALIZATION OPTIONS

- The table to the right explains all of the available options for the Mama Melissa 571 Collection.
- Please note for counter seat, model numbers with 3000 denote core-drilled mounts and model numbers with 4000 denote bolt-down mounts. Floor-mounting hardware and installation instructions are not included.
- Series 3000/4000 comes with 120 degree return swivel.
- Core Drill Base – Base is inserted into a hole and cemented or grouted in permanently. Please consult your architect or general contractor about installation.
- Bolt Down Base – Base is secured to the floor with bolts (not included). Please consult your architect or general contractor about installation.

OPTIONS

OPTIONS	PAGE	ADD TO LIST PRICE
Webbed Seat Construction	11	\$8
CAL 133	11	Call for Quote
Premium Metal Glides	-	\$3
Reduce Barstool Seat Height to 24"	-	\$10
Light Distressing on Wood Seats	14	\$18
Heavy Distressing on Wood Seats	14	\$18
Fixed Seating 19" Diameter Foot Ring on Counter Height Seat	-	\$65
Fixed Seating 19" Diameter Foot Ring on Bar Height Seat	-	\$65



571

MAMA MELISSA CHAIR

MODEL	WOOD	COM	GRADE 1	GRADE 2	GRADE 3	GRADE 4	GRADE 5
571	486	423	471	482	494	506	518

Overall Height: 36" Seat Height: 19" Overall Depth: 22" Overall Width: 19"
 C.O.M.: .7 yd Shipping Weight/Chair: 30# No. Per Carton: 2



571BS

MAMA MELISSA BARSTOOL

MODEL	WOOD	COM	GRADE 1	GRADE 2	GRADE 3	GRADE 4	GRADE 5
571BS	606	546	594	605	617	629	641

Overall Height: 46.5" Seat Height: 30" Overall Depth: 20.25" Overall Width: 19.25"
 C.O.M.: .7 yd Shipping Weight/Chair: 35# No. Per Carton: 1

MAMA MELISSA 574 COLLECTION



ABOUT THIS COLLECTION

The Mama Melissa 574 Collection includes chairs, barstools, and swivel barstools that are slightly larger than our original Melissa Anne Collection.

STANDARD FEATURES

- Wood back design with space for custom engraving or cut-out available
- Upholstered back design also available
- 1.25" metal square tube frame
- Available with wood or upholstered seat
- Wood seats made of 1" saddled ply
- Upholstered models feature 2" high resilience foam
- Nylon glides
- Technical Bulletin CAL 117 fire retardant upholstery materials are standard

PERSONALIZATION OPTIONS

- The table to the right explains all of the available options for the Mama Melissa 574 Collection.
- Cut-out back graphics and laser engraved graphics should not exceed 6" x 6". Minimum quantity required of 10 units.

OPTIONS	PAGE	ADD TO LIST PRICE
Webbed Seat Construction	11	\$8
CAL 133	11	Call for Quote
Premium Metal Glides	-	\$3
Cut-Out Design	13	\$80
Engraved Back	13	\$30/Side
Reduce Barstool Seat Height to 24"	-	\$10
Light Distressing on Wood Seats	14	\$18
Heavy Distressing on Wood Seats	14	\$18
Light Distressing on Wood Backs	14	\$18
Heavy Distressing on Wood Backs	14	\$18



574

MAMA MELISSA CHAIR

MODEL	WOOD	COM	GRADE 1	GRADE 2	GRADE 3	GRADE 4	GRADE 5
574	546	487	518	525	533	540	548

Overall Height: 36" Seat Height: 19" Overall Depth: 22" Overall Width: 19"
 C.O.M.: .7 yd Shipping Weight/Chair: 30# No. Per Carton: 2



574BS

MAMA MELISSA BARSTOOL

MODEL	WOOD	COM	GRADE 1	GRADE 2	GRADE 3	GRADE 4	GRADE 5
574BS	694	632	663	670	678	685	693

Overall Height: 46.5" Seat Height: 30" Overall Depth: 20.25" Overall Width: 19.25"
 C.O.M.: .7 yd Shipping Weight/Chair: 35# No. Per Carton: 1

MELISSA ANNE 501 COLLECTION



ABOUT THIS COLLECTION

The Melissa Anne 501 Collection includes chairs, barstools, swivel barstools, and fixed seating.

STANDARD FEATURES

- Ladder back design
- 1.25" metal square tube frame
- Available with wood or upholstered seat
- Wood seats made of 1" saddled ply
- Upholstered models feature 2" high resilience foam
- Nylon glides
- Technical Bulletin CAL 117 fire retardant upholstery material

PERSONALIZATION OPTIONS

- The table to the right explains all of the available options for the Melissa Anne 501 Collection.
- Please note for counter seat, model numbers with 3000 denote core-drilled mounts and model numbers with 4000 denote bolt-down mounts.
- Consult with your architect or general contractor for proper installation of bolt-down and core-drilled models, attachment varies by floor construction. Floor-mounting hardware and installation instructions are not included.

OPTIONS	PAGE	ADD TO LIST PRICE
Webbed Upholstery Seat	11	\$8
CAL 133	11	Call for Quote
Premium Metal Glides	-	\$3
Reduce Barstool Seat Height to 24"	-	\$10
Light Distressing on Wood Seats	14	\$18
Heavy Distressing on Wood Seats	14	\$18
Nailhead Cobbler Seat	11	\$40
Fixed Seating 19" Diameter Foot Ring on Counter Height Seat	-	\$65
Fixed Seating 19" Diameter Foot Ring on Bar Height Seat	-	\$65



501

MELISSA ANNE CHAIR

MODEL	WOOD	COM	GRADE 1	GRADE 2	GRADE 3	GRADE 4	GRADE 5
501	396	333	364	371	379	386	394

Overall Height: 32.5" Seat Height: 18" Overall Depth: 19" Overall Width: 17"
 C.O.M.: .45 yd Shipping Weight/Chair: 26# No. Per Carton: 2



501BS

MELISSA ANNE BARSTOOL

MODEL	WOOD	COM	GRADE 1	GRADE 2	GRADE 3	GRADE 4	GRADE 5
501BS	508	447	478	485	493	500	508

Overall Height: 42.5" Seat Height: 30" Overall Depth: 19" Overall Width: 17"
 C.O.M.: .45 yd Shipping Weight/Chair: 35# No. Per Carton: 1



6501BS

MELISSA ANNE SWIVEL BARSTOOL

MODEL	WOOD	COM	GRADE 1	GRADE 2	GRADE 3	GRADE 4	GRADE 5
6501BS	697	635	666	673	681	688	696

Overall Height: 45" Seat Height: 29.5" Overall Depth: 19" Overall Width: 17"
 C.O.M.: .45 yd Shipping Weight/Chair: 46# No. Per Carton: 1



501CS-3000 Core-drilled/
501CS-4000 Bolt-down

MELISSA ANNE CHAIR CHAIR HEIGHT FIXED SEATING

MODEL	WOOD	COM	GRADE 1	GRADE 2	GRADE 3	GRADE 4	GRADE 5
501CS-3000	864	804	852	863	875	887	899
501CS-4000	864	804	852	863	875	887	899

Overall Height: 36" Seat Height: 18" Overall Depth: 19" Overall Width: 17"
 C.O.M.: .45 yd Shipping Weight/Chair: 25# No. Per Carton: 2



501CS-3001 Core-drilled/
501CS-4001 Bolt-down

MELISSA ANNE CHAIR COUNTER HEIGHT FIXED SEATING

MODEL	WOOD	COM	GRADE 1	GRADE 2	GRADE 3	GRADE 4	GRADE 5
501CS-3001	889	828	876	887	899	911	923
501CS-4001	889	828	876	887	899	911	923

Overall Height: 40" Seat Height: 25" Overall Depth: 19" Overall Width: 17"
 C.O.M.: .45 yd Shipping Weight/Chair: 28# No. Per Carton: 2



501CS-3002 Core-drilled/
501CS-4002 Bolt-down

MELISSA ANNE CHAIR BAR HEIGHT FIXED SEATING

MODEL	WOOD	COM	GRADE 1	GRADE 2	GRADE 3	GRADE 4	GRADE 5
501CS-3002	911	849	897	908	920	932	944
501CS-4002	911	849	897	908	920	932	944

Overall Height: 46.5" Seat Height: 30" Overall Depth: 19" Overall Width: 17"
 C.O.M.: .7 yd Shipping Weight/Chair: 29# No. Per Carton: 2

MELISSA ANNE 504 COLLECTION



ABOUT THIS COLLECTION

The Melissa Anne 504 Collection includes chairs, barstools, and swivel barstools.

STANDARD FEATURES

- Wood back design with space for custom engraving or cut-out available
- 1.25" metal square tube frame
- Available with wood or upholstered seat
- Wood seats made of 1" saddled ply
- Upholstered models feature 2" high resilience foam
- Nylon glides
- Technical Bulletin CAL 117 fire retardant upholstery material

PERSONALIZATION OPTIONS

- The table to the right explains all of the available options for the Melissa Anne 504 Collection.
- Cut-out back graphics and laser engraved graphics should not exceed 6" x 6". Minimum quantity required of 10 units.
- Consult with your architect or general contractor for proper installation of bolt-down and core-drilled models, attachment varies by floor construction. Floor-mounting hardware and installation instructions are not included.

OPTIONS	PAGE	ADD TO LIST PRICE
Webbed Seat Construction	11	\$8
CAL 133	11	Call for Quote
Premium Metal Glides	-	\$3
Cut-Out Design	13	\$80
Engraved Back	13	\$30/Side
Reduce Barstool Seat Height to 24"	-	\$10
Light Distressing on Wood Backs	11	\$18
Heavy Distressing on Wood Backs	11	\$18
Light Distressing on Wood Seats	11	\$18
Heavy Distressing on Wood Seats	11	\$18
Nailhead Cobbler Seat	11	\$40



504

MELISSA ANNE CHAIR

MODEL	WOOD	COM	GRADE 1	GRADE 2	GRADE 3	GRADE 4	GRADE 5
504	453	392	423	430	438	445	453

Overall Height: 32.5" Seat Height: 18" Overall Depth: 19" Overall Width: 17"
 C.O.M.: .45 yd Shipping Weight/Chair: 26# No. Per Carton: 2



504BS

MELISSA ANNE BARSTOOL

MODEL	WOOD	COM	GRADE 1	GRADE 2	GRADE 3	GRADE 4	GRADE 5
504BS	555	492	523	530	538	545	553

Overall Height: 42.5" Seat Height: 30" Overall Depth: 19" Overall Width: 17"
 C.O.M.: .45 yd Shipping Weight/Chair: 35# No. Per Carton: 1



6504BS

MELISSA ANNE SWIVEL BARSTOOL

MODEL	WOOD	COM	GRADE 1	GRADE 2	GRADE 3	GRADE 4	GRADE 5
6504BS	737	676	707	714	722	729	737

Overall Height: 45" Seat Height: 29.5" Overall Depth: 19" Overall Width: 17"
 C.O.M.: .45 yd Shipping Weight/Chair: 46# No. Per Carton: 1



ABOUT THIS COLLECTION

The Mia Collection includes chair height, counter height and bar height upholstered stools available in freestanding, bolt-down, or core-drilled variations.

STANDARD FEATURES

- Webbed seat construction
- 2" of high resilience foam on all models
- 3" round metal column with 1/4" steel base
- Felt glides
- Technical Bulletin CAL 117 fire retardant upholstery materials
- Foot ring standard on counter and bar height models

PERSONALIZATION OPTIONS

- The table to the right explains all of the available options for the Mia Collection.
- A fabric width less than 54" will require either an additional vertical seam or a "railroaded" application of the material. Thread color will be chosen by the factory to match the upholstery as closely as possible, unless otherwise specified. Choose between white, black, beige, dark grey, or beaver.
- Foot ring standard on counter and bar height models. Subtract \$65 list for products without foot rings.
- Consult with your architect or general contractor for proper installation of bolt-down and core-drilled models, attachment varies by floor construction. Floor-mounting hardware and installation instructions are not included.

OPTIONS	PAGE	ADD TO LIST PRICE
CAL 133	11	Call for Quote
Add Premium Adjustable Glides	-	\$30



1500 Free Standing/
1501 Bolt-down/
1502 Core-drilled

MIA CHAIR HEIGHT BARSTOOL

MODEL	COM	GRADE 1	GRADE 2	GRADE 3	GRADE 4	GRADE 5
1500	784	869	890	911	933	954
1501	784	869	890	911	933	954
1502	784	869	890	911	933	954

Overall Height: 20" Seat Height: 20" Overall Depth: 18" Overall Width: 18"
C.O.M.: 1.25 yd Shipping Weight/Chair: 26# No. Per Carton: 1



1500CH-FR Free Standing/
1501CH-FR Bolt-down/
1502CH-FR Core-drilled

MIA COUNTER HEIGHT BARSTOOL

MODEL	COM	GRADE 1	GRADE 2	GRADE 3	GRADE 4	GRADE 5
1500CH-FR	1005	1090	1111	1132	1154	1175
1501CH-FR	1005	1090	1111	1132	1154	1175
1502CH-FR	1005	1090	1111	1132	1154	1175

Overall Height: 25" Seat Height: 25" Overall Depth: 19" Overall Width: 19"
C.O.M.: 1.25 yd Shipping Weight/Chair: 26# No. Per Carton: 1



1500BS-FR Free Standing/
1501BS-FR Bolt-down/
1502BS-FR Core-drilled

MIA BAR HEIGHT BARSTOOL

MODEL	COM	GRADE 1	GRADE 2	GRADE 3	GRADE 4	GRADE 5
1500BS-FR	1042	1127	1148	1169	1191	1212
1501BS-FR	1042	1127	1148	1169	1191	1212
1502BS-FR	1042	1127	1148	1169	1191	1212

Overall Height: 30" Seat Height: 30" Overall Depth: 19" Overall Width: 19"
C.O.M.: 1.25 yd Shipping Weight/Chair: 26# No. Per Carton: 1

OPLA COLLECTION



ABOUT THIS COLLECTION

The Opla Collection features an outdoor chair, armchair, and barstool.

STANDARD FEATURES

- 5/8" round, 12-gauge steel tube frame
- Powder coated steel wire mesh seat and back
- Plastic glides
- Removable Opla Seat Pad uses a Velcro strap to attach to seat
- Anti-Theft Opla Seat Pad uses a Velcro strap and plastic security tie with D-ring to attach to seat
- Both seat pad options feature 1" thick foam on seat
- Counter and barstool heights include an aluminum cover on footrest

PERSONALIZATION OPTIONS

- High gloss and low gloss clear coat not available on Opla Seating Collection.



843

OPLA CHAIR

MODEL	\$LIST PRICE
843	562

Overall Height: 28.5" Seat Height: 18.63" Overall Depth: 23" Overall Width: 18.5"
 Shipping Weight/Chair: 22# No. Per Carton: 2



843A

OPLA ARMCHAIR

MODEL	\$LIST PRICE
843A	621

Overall Height: 28.5" Seat Height: 18.63" Overall Depth: 23" Overall Width: 23.5"
 Shipping Weight/Chair: 22# No. Per Carton: 2



840CH

OPLA COUNTER HEIGHT BARSTOOL

MODEL	\$LIST PRICE
840CH	762

Overall Height: 39" Seat Height: 24" Overall Depth: 22.5" Overall Width: 20.5"
 Shipping Weight/Chair: 21.5# No. Per Carton: 1



840BS

OPLA BARSTOOL

MODEL	\$LIST PRICE
840BS	804

Overall Height: 45" Seat Height: 30" Overall Depth: 22.5" Overall Width: 20.5"
 Shipping Weight/Chair: 22.5# No. Per Carton: 1



841

REMOVABLE OPLA SEAT PAD

MODEL	COM	GRADE 1	GRADE 2	GRADE 3	GRADE 4	GRADE 5
841	86	120	128	137	145	154

Overall Depth: 13" Overall Width: 17.5" Foam Thickness: 1"
 C.O.M.: .5 yd Shipping Weight: 5# No. Per Carton: 15



842

ANTI-THEFT OPLA SEAT PAD

MODEL	COM	GRADE 1	GRADE 2	GRADE 3	GRADE 4	GRADE 5
842	94	128	136	145	153	162

Overall Depth: 13" Overall Width: 17.5" Foam Thickness: 1"
 C.O.M.: .5 yd Shipping Weight: 5# No. Per Carton: 15



ABOUT THIS COLLECTION

The Reece Collection includes a chair, counter height stool, and a barstool. All models are available with upholstery options. The base frame and legs can be powder coated a separate color from upper frame assembly (this includes handle and back bars).

STANDARD FEATURES

- Steel tube frame
- Available in wood or laminate shells
- Upholstered models feature 1" foam
- Premium plastic glides
- Technical Bulletin CAL 117 fire retardant upholstery materials
- 280 models stack four high
- Legs and back bracket can be powder coated separate colors

PERSONALIZATION OPTIONS

• The table to the right explains all of the available options for the Reece Collection.

OPTIONS	PAGE	ADD TO LIST PRICE
CAL 133	11	Call for Quote

UPHOLSTERY OPTIONS



21 or 54, Partially Upholstered Seat



22 or 55, Partially Upholstered Seat and Back

LAMINATE OPTIONS

Laminate shell pricing includes select standard laminates from Formica and Wilsonart, listed on chart directly below. These select standard laminates are readily available and in stock by our supplier.

Formica	Style Number	Wilsonart	Style Number
White	949-58	Beige	1530-60
Antique White	932-58	Black	1595-60
Natural Birch	7481-58	Designer White	D354-60
Fog	961-58	Dove Grey	D92-60
Storm	912-58	Fashion Grey	D381-60
Acajou Mahogany	7008-43	Natural Almond	D30-60
Amber Maple	7012-58	Frosty White	1573-60
Natural Maple	756-58	Grey	1500-60
Natural Oak	346-58	Haze	D97-60
Select Cherry	7759-43	Khaki Brown	D50-60
Wild Cherry	5904-58	Northsea	D90-60
		Pepperdust	D327-60
		Slate Grey	D91-60
		Wallaby	D439-60
		Amber Cherry	7919K-78
		Bannister Oak	7806-60
		Kensington Maple	10776-60
		Manitoba Maple	7911-60
		Natural Pear	7061-60
		Wild Cherry	7054-60

Please note, orders for fewer than 10-like shells will have an \$85.00 set-up charge. We do accept special laminates. If laminates are chosen that are outside our selected standards, please keep these guidelines in mind:

- Pricing and lead times will vary depending on laminate chosen – call for quote
- Laminate needs to be vertical grade
- Sheets available in 5' x 12' size will have the best yield
- Cannot use High Gloss Laminates
- If you choose a patterned laminate, please note that the pattern consistency will vary from shell to shell



REECE CHAIR

WOOD							
MODEL	WOOD						
280-11	617						
WOOD – UPHOLSTERED SEAT							
MODEL	YARDAGE	COM	GRADE 1	GRADE 2	GRADE 3	GRADE 4	GRADE 5
280-21	0.35	692	716	722	728	734	740
WOOD – UPHOLSTERED SEAT & BACK							
MODEL	YARDAGE	COM	GRADE 1	GRADE 2	GRADE 3	GRADE 4	GRADE 5
280-22	0.50	731	765	773	782	790	799
LAMINATE							
MODEL	LAMINATE						
280-44	706						
LAMINATE – UPHOLSTERED SEAT							
MODEL	YARDAGE	COM	GRADE 1	GRADE 2	GRADE 3	GRADE 4	GRADE 5
280-54	0.35	782	806	812	818	824	830
LAMINATE – UPHOLSTERED SEAT & BACK							
MODEL	YARDAGE	COM	GRADE 1	GRADE 2	GRADE 3	GRADE 4	GRADE 5
280-55	0.50	821	855	863	872	880	889

Overall Height: 31.7" Overall Depth: 18.21" Overall Width: 18.75" No. Per Carton: 2
 Seat Height: 280-11 17.6", 280-21 19.01", 280-12 19.01", 280-44 17.6", 280-54 19.01" 280-55 19.01"
 Shipping Weight/Chair: 280-11 28.42#, 280-21 31.74#, 280-12 30#, 280-44 28.42#, 280-54 30#, 280-55 31.74#



REECE COUNTER HEIGHT STOOL

WOOD							
MODEL	WOOD						
280CH-11	706						
WOOD – UPHOLSTERED SEAT							
MODEL	YARDAGE	COM	GRADE 1	GRADE 2	GRADE 3	GRADE 4	GRADE 5
280CH-21	0.35	782	806	812	818	824	830
WOOD – UPHOLSTERED SEAT & BACK							
MODEL	YARDAGE	COM	GRADE 1	GRADE 2	GRADE 3	GRADE 4	GRADE 5
280CH-22	0.50	821	855	863	872	880	889
LAMINATE							
MODEL	LAMINATE						
280CH-44	797						
LAMINATE – UPHOLSTERED SEAT							
MODEL	YARDAGE	COM	GRADE 1	GRADE 2	GRADE 3	GRADE 4	GRADE 5
280CH-54	0.35	873	897	903	909	915	921
LAMINATE – UPHOLSTERED SEAT & BACK							
MODEL	YARDAGE	COM	GRADE 1	GRADE 2	GRADE 3	GRADE 4	GRADE 5
280CH-55	0.50	912	946	954	963	971	980

Overall Height: 38.34" Overall Depth: 18.67" Overall Width: 18.75" No. Per Carton: 1
 Seat Height: 280CH-11 24.35", 280CH-21 25.74", 280CH-12 25.74", 280CH-44 24.35", 280CH-54 25.74",
 280CH-55 25.74"
 Shipping Weight/Chair: 280CH-11 19.76#, 280CH-21 20.95#, 280CH-12 21.48#, 280CH-44 19.76#,
 280CH-54 20.95#, 280CH-55 21.48#



280BS

REECE BAR HEIGHT STOOL

WOOD

MODEL	WOOD
280BS-11	724

280BS-11	724
----------	-----

WOOD – UPHOLSTERED SEAT

MODEL	YARDAGE	COM	GRADE 1	GRADE 2	GRADE 3	GRADE 4	GRADE 5
280BS-21	0.35	797	821	827	833	839	845

280BS-21	0.35	797	821	827	833	839	845
----------	------	-----	-----	-----	-----	-----	-----

WOOD – UPHOLSTERED SEAT & BACK

MODEL	YARDAGE	COM	GRADE 1	GRADE 2	GRADE 3	GRADE 4	GRADE 5
280BS-22	0.50	836	870	878	887	895	904

280BS-22	0.50	836	870	878	887	895	904
----------	------	-----	-----	-----	-----	-----	-----

LAMINATE

MODEL	LAMINATE
280BS-44	812

280BS-44	812
----------	-----

LAMINATE – UPHOLSTERED SEAT

MODEL	YARDAGE	COM	GRADE 1	GRADE 2	GRADE 3	GRADE 4	GRADE 5
280BS-54	0.35	890	914	920	926	932	938

280BS-54	0.35	890	914	920	926	932	938
----------	------	-----	-----	-----	-----	-----	-----

LAMINATE – UPHOLSTERED SEAT & BACK

MODEL	YARDAGE	COM	GRADE 1	GRADE 2	GRADE 3	GRADE 4	GRADE 5
280BS-55	0.50	926	960	968	977	985	994

280BS-55	0.50	926	960	968	977	985	994
----------	------	-----	-----	-----	-----	-----	-----

Overall Height: 44.34" Overall Depth: 18.68" Overall Width: 18.75" No. Per Carton: 1
 Seat Height: 280BS-11 30.35", 280BS-21 31.71", 280BS-12 31.71", 280BS-44 30.35", 280BS-54 31.71",
 280BS-55 31.71"
 Shipping Weight/Chair: 280BS-11 21.65#, 280BS-21 22.85#, 280BS-12 23.37#, 280BS-44 21.65#,
 280BS-54 22.85#, 280BS-55 23.37#



ABOUT THIS COLLECTION

The Rita Collection includes an upholstered lounge chair and loveseat available with or without arm caps. A side table is available for the lounge chair, only. Rita is designed for the outdoors and can be used indoors.

STANDARD FEATURES

- Powder coated steel frame
- Upholstered cushions feature 4" of Dri-fast foam
- Suitable for indoor/outdoor applications
- Black nylon glides
- Velcro straps keep seat cushions attached to the frame
- High-density polyethylene (HDPE) arm caps and side table. HDPE is a sustainable wood alternative made from recycled and recyclable plastic.
- HDPE is a high-performance, low maintenance material that is color stable and will never splinter, crack nor chip.

PERSONALIZATION OPTIONS

- The table to the right explains all of the available options for the Rita Collection.
- Select outdoor grade fabrics when specifying for outdoor use.

OPTIONS	PAGE	ADD TO LIST PRICE
CAL 133	11	Call for Quote
Velcro Straps on Loveseat Back Cushions	-	\$25



190-33

RITA LOUNGE

MODEL	COM	GRADE 1	GRADE 2	GRADE 3	GRADE 4	GRADE 5
190-33	2489	2666	2710	2754	2798	2842

Overall Height: 28.6" Seat Height: 18" Overall Depth: 29.7" Overall Width: 26"
 Arm Rest Height: 23" C.O.M.: 2.6 yd Shipping Weight/Chair: 36#
 No. Per Carton: 1



191-33

RITA LOUNGE WITH HDPE ARM CAPS

MODEL	COM	GRADE 1	GRADE 2	GRADE 3	GRADE 4	GRADE 5
191-33	2783	2960	3004	3048	3092	3136

Overall Height: 28.6" Seat Height: 18" Overall Depth: 29.7" Overall Width: 26"
 Arm Rest Height: 23" C.O.M.: 2.6 yd Shipping Weight/Chair: 46#
 No. Per Carton: 1




193-33

RITA LOUNGE WITH 10" HDPE SIDE TABLE ATTACHMENT

MODEL	COM	GRADE 1	GRADE 2	GRADE 3	GRADE 4	GRADE 5
193-33	3113	3290	3334	3378	3422	3466

Overall Height: 28.6" Seat Height: 18" Overall Depth: 29.7" Overall Width: 26"
 Arm Rest Height: 23" C.O.M.: 2.6 yd Shipping Weight/Chair: 46#
 No. Per Carton: 1



192-00

RITA LOUNGE 10" SIDE TABLE ATTACHMENT

MODEL	HDPE
192-00	624

Surface Dia.: 10" Surface Thickness: .75" Shipping Weight/Chair: 5#
 No. Per Carton: 1
 • Side table attachment only compatible with model #190-33
 • Some assembly required
 • Can be installed on left or right side



196-33

RITA LOVESEAT

MODEL	COM	GRADE 1	GRADE 2	GRADE 3	GRADE 4	GRADE 5
196-33	3744	3999	4062	4126	4190	4253

Overall Height: 28.6" Seat Height: 18" Overall Depth: 29.7" Overall Width: 49"
 Arm Rest Height: 23" C.O.M.: 3.75 yd Shipping Weight/Chair: #
 No. Per Carton: 1



197-33

RITA LOVESEAT WITH HDPE ARM CAPS

MODEL	COM	GRADE 1	GRADE 2	GRADE 3	GRADE 4	GRADE 5
197-33	4039	4294	4357	4421	4485	4548

Overall Height: 28.6" Seat Height: 18" Overall Depth: 29.7" Overall Width: 54"
 Arm Rest Height: 23" C.O.M.: 3.75 yd Shipping Weight/Chair: #
 No. Per Carton: 1



ABOUT THIS COLLECTION

The Sadie II Collection includes indoor chairs and barstools. Designed by Joey Ruiter.

STANDARD FEATURES

- 18-gauge steel frame
- Wood or upholstered seats available
- Upholstered models feature 1" of high resilience foam
- Plastic glides
- Technical Bulletin CAL 117 fire retardant upholstery materials

PERSONALIZATION OPTIONS

- The table to the right explains all of the available options for the Sadie II Collection.

OPTIONS	PAGE	ADD TO LIST PRICE
CAL 133	11	Call for Quote



827-11

SADIE II CHAIR

WOOD SEAT & BACK

MODEL WOOD

827-11 545

FULLY UPHOLSTERED SEAT & WOOD BACK

MODEL	COM	GRADE 1	GRADE 2	GRADE 3	GRADE 4	GRADE 5
827-31	629	663	671	680	688	697

827-31 629 663 671 680 688 697

Overall Height: 31.3" Seat Height: 17.79" Overall Depth: 22.06" Overall Width: 19.57"

Seat C.O.M.: .5 yd Shipping Weight/Chair: 24# No. Per Carton: 2



827CH-11

SADIE II COUNTER STOOL

WOOD SEAT & BACK

MODEL WOOD

827CH-11 787

FULLY UPHOLSTERED SEAT & WOOD BACK

MODEL	COM	GRADE 1	GRADE 2	GRADE 3	GRADE 4	GRADE 5
827CH-31	869	903	911	920	928	937

827CH-31 869 903 911 920 928 937

Overall Height: 36.76" Seat Height: 23.24" Overall Depth: 22.79" Overall Width: 20.56"

Seat C.O.M.: .5 yd Shipping Weight/Chair: 28# No. Per Carton: 1



827BS-11

SADIE II BARSTOOL

WOOD SEAT & BACK

MODEL WOOD

827BS-11 750

FULLY UPHOLSTERED SEAT & WOOD BACK

MODEL	COM	GRADE 1	GRADE 2	GRADE 3	GRADE 4	GRADE 5
827BS-31	832	866	874	883	891	900

827BS-31 832 866 874 883 891 900

Overall Height: 42.83" Seat Height: 30" Overall Depth: 22.57" Overall Width: 21.6"

Seat C.O.M.: .5 yd Shipping Weight/Chair: 30# No. Per Carton: 1



ABOUT THIS COLLECTION

The Sadie II Outdoor Collection includes outdoor chairs and barstools. Designed by Joey Ruiter.

STANDARD FEATURES

- 18-gauge steel frame
- Stainless steel seat and carbon steel back and frame
- Plastic glides
- Counter and barstool heights include a brushed stainless steel cover on footrest

PERSONALIZATION OPTIONS

- Not available in high gloss or low gloss clear coat.



828-66

SADIE II OUTDOOR CHAIR

	ALL
MODEL	METAL
828-66	745

Overall Height: 33" Seat Height: 17.25" Overall Depth: 20.7" Overall Width: 20"

Shipping Weight/Chair: 26# No. Per Carton: 2



828CH-66

SADIE II OUTDOOR COUNTER STOOL

	ALL
MODEL	METAL
828CH-66	951

Overall Height: 36.27" Seat Height: 23.07" Overall Depth: 22.54" Overall Width: 20.16"

Shipping Weight/Chair: 32# No. Per Carton: 1



828BS-66

SADIE II OUTDOOR BARSTOOL

	ALL
MODEL	METAL
828BS-66	924

Overall Height: 42" Seat Height: 29" Overall Depth: 22.7" Overall Width: 22.5"

Shipping Weight/Chair: 35# No. Per Carton: 1



ABOUT THIS COLLECTION

The Sally Collection includes fixed chair height, counter height, and bar height wood seat or upholstered stools available in core-drilled or bolt-down variations with or without foot rest.

STANDARD FEATURES

- 3" round tube, steel frame
- Seat made of 1.5" solid wood
- Species: Maple, White Oak, Hickory, Walnut, Mixed Wood
- Upholstered Seat, available with or without top welt
- Bolt-down, core-drilled or freestanding options available
- Optional foot rest on counter height and bar height models only

PERSONALIZATION OPTIONS

- The table to the right explains all of the available options for the Sally Collection.
- Consult with your architect or general contractor for proper installation of bolt-down and core-drilled models, attachment varies by floor construction. Floor-mounting hardware and installation instructions are not included.
- Core Drill Base – Base is inserted into a hole and cemented or grouted in permanently. Please consult your architect or general contractor about installation.
- Bolt Down Base – Base is secured to the floor with bolts (not included). Please consult your architect or general contractor about installation.

OPTIONS

OPTIONS	PAGE	ADD TO LIST PRICE
Welt COM	14	\$25/Seat
Contrasting Welt	-	Call for Quote
Heavy Distressing On Seat	14	\$18
Light Distressing on Seat	14	\$18
CAL 133	11	Call for Quote

SEAT OPTIONS



Fully Upholstered Seat
(denoted by -30)



Wood Seat
(denoted by -10)



SALLY BOLT DOWN CHAIR HEIGHT STOOL

WOOD SEAT										
MODEL	YARDAGE	COM	MAPLE	HICKORY, WHITE OAK	WALNUT, MIXED WOOD	GRADE 1	GRADE 2	GRADE 3	GRADE 4	GRADE 5
226-10			538	615	685					
UPHOLSTERED SEAT										
226-30	0.6	386				427	437	447	457	467

Overall Depth: 14" Overall Width: 14" No. Per Carton: 1
 Seat Height: 226-10 18.25", 226-30 19.5"
 Shipping Weight/Chair: 12#



SALLY BOLT DOWN COUNTER HEIGHT STOOL

WOOD SEAT										
MODEL	YARDAGE	COM	MAPLE	HICKORY, WHITE OAK	WALNUT, MIXED WOOD	GRADE 1	GRADE 2	GRADE 3	GRADE 4	GRADE 5
226CH-10			581	658	729					
UPHOLSTERED SEAT										
226CH-30	0.6	430				470	480	491	501	511
WOOD SEAT WITH FOOT REST										
2261CH-10			790	867	938					
UPHOLSTERED SEAT WITH FOOT REST										
2261CH-30	0.6	638				678	688	699	709	719

Overall Depth: 14" Overall Width: 14" No. Per Carton: 1
 Seat Height: 226CH-10 24.25", 226CH-30 24.5"
 Shipping Weight/Chair: 15#



SALLY BOLT DOWN BARSTOOL

WOOD SEAT										
MODEL	YARDAGE	COM	MAPLE	HICKORY, WHITE OAK	WALNUT, MIXED WOOD	GRADE 1	GRADE 2	GRADE 3	GRADE 4	GRADE 5
226BS-10			609	686	757					
UPHOLSTERED SEAT										
226BS-30	0.6	458				498	509	519	529	539
WOOD SEAT WITH FOOT REST										
2261BS-10			817	894	965					
UPHOLSTERED SEAT WITH FOOT REST										
2261BS-30	0.6	666				706	717	727	737	747

Overall Depth: 14" Overall Width: 14" No. Per Carton: 1
 Seat Height: 226BS-10 30.25", 226BS-30 31.3"
 Shipping Weight/Chair: 18#



225-10

SALLY CORE-DRILLED CHAIR HEIGHT STOOL

WOOD SEAT										
MODEL	YARDAGE	COM	MAPLE	HICKORY, WHITE OAK	WALNUT, MIXED WOOD	GRADE 1	GRADE 2	GRADE 3	GRADE 4	GRADE 5
225-10			538	615	685					
UPHOLSTERED SEAT										
225-30	0.6	386				427	437	447	457	467

Overall Depth: 14" Overall Width: 14" No. Per Carton: 1
 Seat Height: 225-10 18.25", 225-30 19.5"
 Shipping Weight/Chair: 12#



225CH-10

SALLY CORE-DRILLED COUNTER HEIGHT STOOL

WOOD SEAT										
MODEL	YARDAGE	COM	MAPLE	HICKORY, WHITE OAK	WALNUT, MIXED WOOD	GRADE 1	GRADE 2	GRADE 3	GRADE 4	GRADE 5
225CH-10			581	658	729					
UPHOLSTERED SEAT										
225CH-30	0.6	430				470	480	491	501	511
WOOD SEAT WITH FOOT REST										
2251CH-10			790	867	938					
UPHOLSTERED SEAT WITH FOOT REST										
2251CH-30	0.6	638				678	688	699	709	719

Overall Depth: 14" Overall Width: 14" No. Per Carton: 1
 Seat Height: 225CH-10 24.25", 225CH-30 24.5"
 Shipping Weight/Chair: 15#



225BS-10

SALLY CORE-DRILLED BARSTOOL

WOOD SEAT										
MODEL	YARDAGE	COM	MAPLE	HICKORY, WHITE OAK	WALNUT, MIXED WOOD	GRADE 1	GRADE 2	GRADE 3	GRADE 4	GRADE 5
225BS-10			609	686	757					
UPHOLSTERED SEAT										
225BS-30	0.6	458				498	509	519	529	539
WOOD SEAT WITH FOOT REST										
2251BS-10			817	894	965					
UPHOLSTERED SEAT WITH FOOT REST										
2251BS-30	0.6	666				706	717	727	727	747

Overall Depth: 14" Overall Width: 14" No. Per Carton: 1
 Seat Height: 225BS-10 30.25", 225BS-30 30.5"
 Shipping Weight/Chair: 18#



227-10

SALLY FREESTANDING CHAIR HEIGHT STOOL

WOOD SEAT										
MODEL	YARDAGE	COM	MAPLE	HICKORY, WHITE OAK	WALNUT, MIXED WOOD	GRADE 1	GRADE 2	GRADE 3	GRADE 4	GRADE 5
227-10			699	776	847					
UPHOLSTERED SEAT										
227-30	0.6	546				587	597	607	617	627

Overall Depth: 17.875" Overall Width: 17.875" No. Per Carton: 1
 Seat Height: 227-10 18", 227-30 19.74", Seat Diameter: 14"
 Shipping Weight/Chair: 30#



2271CH-30

SALLY FREESTANDING COUNTER HEIGHT STOOL

WOOD SEAT										
MODEL	YARDAGE	COM	MAPLE	HICKORY, WHITE OAK	WALNUT, MIXED WOOD	GRADE 1	GRADE 2	GRADE 3	GRADE 4	GRADE 5
227CH-10			742	820	890					
UPHOLSTERED SEAT										
227CH-30	0.6	591				631	642	652	662	672
WOOD SEAT WITH FOOT REST										
2271CH-10			951	1029	1102					
UPHOLSTERED SEAT WITH FOOT REST										
2271CH-30	0.6	799				839	850	860	870	880

Overall Depth: 17.875" Overall Width: 17.875" No. Per Carton: 1
 Seat Height: 227CH-10 24", 227CH-30 25.74", 2271CH-30 25.74" Seat Diameter: 14"
 Shipping Weight/Chair: 33#



2271BS-10

SALLY FREESTANDING BARSTOOL

WOOD SEAT										
MODEL	YARDAGE	COM	MAPLE	HICKORY, WHITE OAK	WALNUT, MIXED WOOD	GRADE 1	GRADE 2	GRADE 3	GRADE 4	GRADE 5
227BS-10			770	848	918					
UPHOLSTERED SEAT										
227BS-30	0.6	618				659	669	679	689	699
WOOD SEAT WITH FOOT REST										
2271BS-10			977	1056	1126					
UPHOLSTERED SEAT WITH FOOT REST										
2271BS-30	0.6	790				831	841	852	862	872

Overall Depth: 17.875" Overall Width: 17.875" No. Per Carton: 1
 Seat Height: 227BS-10 30", 227BS-30 31.74", 2271BS-30 31.74" Seat Diameter: 14"
 Shipping Weight/Chair: 36#



ABOUT THIS COLLECTION

The Sherman Collection includes a chair, a counter stool, and a barstool. This steel seating collection features a simple wood back and seat with steel frame and legs.

STANDARD FEATURES

- Steel frame and legs
- Beech wood seat and back
- Available as all wood chair or with upholstery
- Fully upholstered seat features 3/4" foam on seat
- Technical Bulletin CAL 117 fire retardant upholstery
- Stainless steel footrest protector on counter and barstools
- Stacks 3 high
- Plastic carpet glides

PERSONALIZATION OPTIONS

- The table to the right explains all of the available options for the Sherman Collection.

OPTIONS	PAGE	ADD TO LIST PRICE
Light Distressing on Wood Backs	11	\$18
Heavy Distressing on Wood Backs	11	\$18
Light Distressing on Wood Seats	11	\$18
Heavy Distressing on Wood Seats	11	\$18
Welting on Boxed Seat	11	\$15/Seat
CAL 133	11	Call for Quote

UPHOLSTERY OPTIONS



31 Fully Upholstered Seat



130-11

SHERMAN CHAIR

WOOD SEAT

MODEL	YARDAGE	WOOD	GRADE 1	GRADE 2	GRADE 3	GRADE 4	GRADE 5
130-11		458					

FULLY UPHOLSTERED SEAT

MODEL	YARDAGE	COM	GRADE 1	GRADE 2	GRADE 3	GRADE 4	GRADE 5
130-31	0.5	571	605	613	622	630	639

Overall Height: 30.9" Overall Depth: 20.6" Overall Width: 18.5" No. Per Carton: 2

Seat Height: 130-11 18", 130-31 18.75"

Shipping Weight/Chair: 14#



130CH-11

SHERMAN COUNTER STOOL

WOOD SEAT

MODEL	YARDAGE	WOOD	GRADE 1	GRADE 2	GRADE 3	GRADE 4	GRADE 5
130CH-11		659					

FULLY UPHOLSTERED SEAT

MODEL	YARDAGE	COM	GRADE 1	GRADE 2	GRADE 3	GRADE 4	GRADE 5
130CH-31	0.5	774	808	816	825	833	842

Overall Height: 36" Overall Depth: 21" Overall Width: 18" No. Per Carton: 1

Seat Height: 130CH-11 24", 130CH-31 24.75"

Shipping Weight/Chair: 17#



130BS-11

SHERMAN BARSTOOL

WOOD SEAT

MODEL	YARDAGE	WOOD	GRADE 1	GRADE 2	GRADE 3	GRADE 4	GRADE 5
130BS-11		626					

FULLY UPHOLSTERED SEAT

MODEL	YARDAGE	COM	GRADE 1	GRADE 2	GRADE 3	GRADE 4	GRADE 5
130BS-31	0.5	739	773	781	790	798	807

Overall Height: 42" Overall Depth: 22.6" Overall Width: 18.6" No. Per Carton: 1

Seat Height: 130BS-11 30", 130BS-31 30.75"

Shipping Weight/Chair: 18#



ABOUT THIS COLLECTION

The Sir Burly Collection features a counter stool and barstool.

STANDARD FEATURES

- 2" round, 12-gauge steel tube frame
- Powder coated frame
- White oak seat with clear polyurethane top coat
- Plastic glides
- Counter stool or barstool

PERSONALIZATION OPTIONS

- High gloss and low gloss clear coat not available on Sir Burly Seating Collection.



360BS-10

SIR BURLY BARSTOOL

MODEL	\$LIST PRICE
-------	--------------

360BS-10	833
----------	-----

Overall Width: 15" Overall Depth: 15.8" Seat Height: 30"

Shipping Weight/Chair: 26# No. Per Carton: 1



360CH-10

SIR BURLY COUNTER STOOL

MODEL	\$LIST PRICE
-------	--------------

360CH-10	860
----------	-----

Overall Width: 15" Overall Depth: 15.8" Seat Height: 24"

Shipping Weight/Chair: 24# No. Per Carton: 1

ALUMINUM SEATING



ABOUT THIS COLLECTION

The Atlantis Collection includes chairs, barstools, and fixed seating.

STANDARD FEATURES

- Available in powder coated aluminum frame or brushed aluminum frame
- Powder coated aluminum frame available with wood seat, upholstered seat, or aluminum seat
- Brushed aluminum frame available only in high gloss and low gloss clear coat and with brushed aluminum seat, wood seat, upholstered seat
- Wood seats made of 1" saddled ply
- Upholstered models feature 2" of high resilience foam
- Rear legs are 1 1/8" quarter round tube and the front legs are square
- Premium metal glides
- Technical Bulletin CAL 117 fire retardant upholstery materials

PERSONALIZATION OPTIONS

- The table to the right explains all of the available options for the Atlantis Collection.
- Please note for fixed seat options model numbers with 3000 denote core-drilled mounts and model numbers with 4000 denote bolt-down mounts.
- Consult with your architect or general contractor for proper installation of bolt-down and core-drilled models, attachment varies by floor construction. Floor-mounting hardware and installation instructions are not included.
- Series 3000/4000 comes with 120 degree return swivel.
- Core Drill Base – Base is inserted into a hole and cemented or grouted in permanently. Please consult your architect or general contractor about installation.
- Bolt Down Base – Base is secured to the floor with bolts (not included). Please consult your architect or general contractor about installation.

OPTIONS

OPTIONS	PAGE	ADD TO LIST PRICE
Webbed Seat Construction	11	\$8
CAL 133	11	Call for Quote
Reduce Barstool Seat Height to 24"	-	\$10
Light Distressing on Wood Seats	14	\$18
Heavy Distressing on Wood Seats	14	\$18
Fixed Seating 19" Diameter Foot Ring on Counter Height Seat	-	\$65
Fixed Seating 19" Diameter Foot Ring on Bar Height Seat	-	\$65



750

ATLANTIS CHAIR

ALUMINUM SEAT & BACK

	BRUSHED	
MODEL	ALUMINUM	
750-66	827	

WOOD SEAT & ALUMINUM BACK

MODEL	WOOD	
750-16	694	

FULLY UPHOLSTERED SEAT & ALUMINUM BACK

MODEL	YARDAGE	COM	GRADE 1	GRADE 2	GRADE 3	GRADE 4	GRADE 5
750-36	0.45	640	671	678	686	693	701

Overall Height: 32.5" Seat Height: 19" Overall Depth: 18.5" Overall Width: 15.5"
 C.O.M.: .45 yd Shipping Weight/Chair: 18# No. Per Carton: 2



750BS

ATLANTIS BARSTOOL

ALUMINUM SEAT & BACK

	BRUSHED	
MODEL	ALUMINUM	
750BS-66	1123	

WOOD SEAT & ALUMINUM BACK

MODEL	WOOD	
750BS-16	964	

FULLY UPHOLSTERED SEAT & ALUMINUM BACK

MODEL	YARDAGE	COM	GRADE 1	GRADE 2	GRADE 3	GRADE 4	GRADE 5
750BS-36	0.45	907	938	945	953	960	968

Overall Height: 44" Seat Height: 30.5" Overall Depth: 18.25" Overall Width: 16"
 C.O.M.: .45 yd Shipping Weight/Chair: 18# No. Per Carton: 1



750CS-3000 Core-drilled/
750CS-4000 Bolt-down

ATLANTIS CHAIR FIXED SEATING — CHAIR HEIGHT

ALUMINUM SEAT & BACK							
MODEL	BRUSHED ALUMINUM						
750CS-660-3000	1219						
WOOD SEAT & ALUMINUM BACK							
MODEL	WOOD						
750CS-16-3000	1020						
UPHOLSTERED SEAT & ALUMINUM BACK							
MODEL	YARDAGE	COM	GRADE 1	GRADE 2	GRADE 3	GRADE 4	GRADE 5
750CS-36-3000	0.45	992	1023	1030	1038	1045	1053
ALUMINUM SEAT & BACK							
MODEL	BRUSHED ALUMINUM						
750CS-66-4000	1219						
WOOD SEAT & ALUMINUM BACK							
MODEL	WOOD						
750CS-16-4000	1020						
UPHOLSTERED SEAT & ALUMINUM BACK							
MODEL	YARDAGE	COM	GRADE 1	GRADE 2	GRADE 3	GRADE 4	GRADE 5
750CS-36-4000	0.45	992	1023	1030	1038	1045	1053

Overall Height: 32.5" Seat Height: 18" Overall Depth: 18.5" Overall Width: 15.5"
C.O.M.: .45 yd Shipping Weight/Chair: 18.5# No. Per Carton: 2



3001 Core-Drilled
4001 Bolt-Down
3003 Core-Drilled w/ Footring
4003 Bolt-Down w/ Footring

ATLANTIS CHAIR FIXED SEATING — COUNTER HEIGHT

ALUMINUM SEAT & BACK							
MODEL	BRUSHED ALUMINUM						
750CS-66-3001	1242						
WOOD SEAT & ALUMINUM BACK							
MODEL	WOOD						
750CS-16-3001	1056						
UPHOLSTERED SEAT & ALUMINUM BACK							
MODEL	YARDAGE	COM	GRADE 1	GRADE 2	GRADE 3	GRADE 4	GRADE 5
750CS-36-3001	0.45	1013	1044	1051	1059	1066	1074
ALUMINUM SEAT & BACK							
MODEL	BRUSHED ALUMINUM						
750CS-66-4001	1242						
WOOD SEAT & ALUMINUM BACK							
MODEL	WOOD						
750CS-16-4001	1056						
UPHOLSTERED SEAT & ALUMINUM BACK							
MODEL	YARDAGE	COM	GRADE 1	GRADE 2	GRADE 3	GRADE 4	GRADE 5
750CS-36-4001	0.45	1013	1044	1051	1059	1066	1074

Overall Height: 37" Seat Height: 25" Overall Depth: 18.5" Overall Width: 15.5"
C.O.M.: .45 yd Shipping Weight/Chair: 21# No. Per Carton: 2



3002 Core-Drilled
4002 Bolt-Down
3004 Core Drilled w/ Footring
4004 Bolt-Down w/ Footring

ATLANTIS CHAIR FIXED SEATING — BAR HEIGHT

ALUMINUM SEAT & BACK

BRUSHED ALUMINUM	
MODEL	
750CS-66-3002	1265

WOOD SEAT & ALUMINUM BACK

WOOD	
MODEL	
750CS-16-3002	1077

FULLY UPHOLSTERED SEAT & ALUMINUM BACK

MODEL	YARDAGE	COM	GRADE 1	GRADE 2	GRADE 3	GRADE 4	GRADE 5
750CS-36-3002	0.45	1034	1065	1072	1080	1087	1095

ALUMINUM SEAT & BACK

BRUSHED ALUMINUM	
MODEL	
750CS-66-4002	1265

WOOD SEAT & ALUMINUM BACK

WOOD	
MODEL	
750CS-16-4002	1077

FULLY UPHOLSTERED SEAT & ALUMINUM BACK

MODEL	YARDAGE	COM	GRADE 1	GRADE 2	GRADE 3	GRADE 4	GRADE 5
750CS-36-4002	0.45	1034	1065	1072	1080	1087	1095

Overall Height: 44" Seat Height: 30" Overall Depth: 18.5" Overall Width: 15.5"
C.O.M.: .45 yd Shipping Weight/Chair: 22.5# No. Per Carton: 2

SIREN COLLECTION



ABOUT THIS COLLECTION

The Siren Collection includes chairs, barstools, and fixed seating.

STANDARD FEATURES

- Available in powder coated aluminum frame or brushed aluminum frame
- Powder coated aluminum frame available with wood seat, upholstered seat, or aluminum seat
- Brushed aluminum frame available only in high gloss and low gloss clear coat and with brushed aluminum seat
- Wood seats made of 1" saddled ply
- Upholstered models feature 2" of high resilience foam
- 1 1/8" quarter round tube legs
- Premium metal glides

PERSONALIZATION OPTIONS

- The table to the right explains all of the available options for the Siren Collection.
- Please note for fixed seat options model numbers with 3000 denote core-drilled mounts and model numbers with 4000 denote bolt-down mounts.
- Consult with your architect or general contractor for proper installation of bolt-down and core-drilled models, attachment varies by floor construction. Floor-mounting hardware and installation instructions are not included.
- Series 3000/4000 comes with 120 degree return swivel.
- Core Drill Base – Base is inserted into a hole and cemented or grouted in permanently. Please consult your architect or general contractor about installation.
- Bolt Down Base – Base is secured to the floor with bolts (not included). Please consult your architect or general contractor about installation.

OPTIONS

OPTIONS	PAGE	ADD TO LIST PRICE
Webbed Seat Construction	11	\$8
CAL 133	11	Call for Quote
Reduce Barstool Seat Height to 24"	-	\$10
Light Distressing on Wood Seats	14	\$18
Heavy Distressing on Wood Seats	14	\$18
Fixed Seating 19" Diameter Foot Ring on Counter Height Seat	-	\$65
Fixed Seating 19" Diameter Foot Ring on Bar Height Seat	-	\$65



850

SIREN CHAIR

ALUMINUM SEAT & BACK

	BRUSHED	
MODEL	ALUMINUM	
850-66	827	

WOOD SEAT & ALUMINUM BACK

MODEL	WOOD	
850-16	694	

FULLY UPHOLSTERED SEAT & ALUMINUM BACK

MODEL	YARDAGE	COM	GRADE 1	GRADE 2	GRADE 3	GRADE 4	GRADE 5
850-36	0.45	640	671	678	686	693	701

Overall Height: 34.25" Seat Height: 18.25" Overall Depth: 19.5" Overall Width: 16"
 C.O.M.: .45 yd Shipping Weight/Chair: 18# No. Per Carton: 2



850BS

SIREN BARSTOOL

ALUMINUM SEAT & BACK

	BRUSHED	
MODEL	ALUMINUM	
850BS-66	1123	

WOOD SEAT & ALUMINUM BACK

MODEL	WOOD	
850BS-16	964	

FULLY UPHOLSTERED SEAT & ALUMINUM BACK

MODEL	YARDAGE	COM	GRADE 1	GRADE 2	GRADE 3	GRADE 4	GRADE 5
850BS-36	0.45	907	938	945	953	960	968

Overall Height: 43.5" Seat Height: 30" Overall Depth: 19" Overall Width: 16"
 C.O.M.: .45 yd Shipping Weight/Chair: 18# No. Per Carton: 1



850CS-3000 Core-drilled/
850CS-4000 Bolt-down

SIREN CHAIR FIXED SEATING — CHAIR HEIGHT

ALUMINUM SEAT & BACK							
MODEL	BRUSHED ALUMINUM						
850CS-66-3000	1219						
WOOD SEAT & ALUMINUM BACK							
MODEL	WOOD						
850CS-16-3000	1020						
FULLY UPHOLSTERED SEAT & ALUMINUM BACK							
MODEL	YARDAGE	COM	GRADE 1	GRADE 2	GRADE 3	GRADE 4	GRADE 5
850CS-36-3000	0.45	992	1023	1030	1038	1045	1053
ALUMINUM SEAT & BACK							
MODEL	BRUSHED ALUMINUM						
850CS-66-4000	1219						
WOOD SEAT & ALUMINUM BACK							
MODEL	WOOD						
850CS-16-4000	1020						
FULLY UPHOLSTERED SEAT & ALUMINUM BACK							
MODEL	YARDAGE	COM	GRADE 1	GRADE 2	GRADE 3	GRADE 4	GRADE 5
850CS-36-4000	0.45	992	1023	1030	1038	1045	1053

Overall Height: 34" Seat Height: 18" Overall Depth: 19" Overall Width: 16"
C.O.M.: .45 yd Shipping Weight/Chair: 18# No. Per Carton: 2



3001 Core-Drilled
4001 Bolt-down
3003 Core-Drilled w/ Footring
4003 Bolt-Down w/ Footring

SIREN CHAIR FIXED SEATING — COUNTER HEIGHT

ALUMINUM SEAT & BACK							
MODEL	BRUSHED ALUMINUM						
850CS-66-3001	1242						
WOOD SEAT & ALUMINUM BACK							
MODEL	WOOD						
850CS-16-3001	1056						
FULLY UPHOLSTERED SEAT & ALUMINUM BACK							
MODEL	YARDAGE	COM	GRADE 1	GRADE 2	GRADE 3	GRADE 4	GRADE 5
850CS-36-3001	0.45	1013	1044	1051	1059	1066	1074
ALUMINUM SEAT & BACK							
MODEL	BRUSHED ALUMINUM						
850CS-66-4001	1242						
WOOD SEAT & ALUMINUM BACK							
MODEL	WOOD						
850CS-16-4001	1056						
FULLY UPHOLSTERED SEAT & ALUMINUM BACK							
MODEL	YARDAGE	COM	GRADE 1	GRADE 2	GRADE 3	GRADE 4	GRADE 5
850CS-36-4001	0.45	1013	1044	1051	1059	1066	1074

Overall Height: 37" Seat Height: 25" Overall Depth: 19" Overall Width: 16"
C.O.M.: .45 yd Shipping Weight/Chair: 21# No. Per Carton: 2



3002 Core-Drilled
 4002 Bolt-Down
 4003 Core-Drilled w/ Footring
 4004 Bolt-Down w/ Footring

SIREN CHAIR FIXED SEATING — BAR HEIGHT

ALUMINUM SEAT & BACK

MODEL	BRUSHED ALUMINUM
850CS-66-3002	1265

WOOD SEAT & ALUMINUM BACK

MODEL	WOOD
850CS-16-3002	1077

FULLY UPHOLSTERED SEAT & ALUMINUM BACK

MODEL	YARDAGE	COM	GRADE 1	GRADE 2	GRADE 3	GRADE 4	GRADE 5
850CS-36-3002	0.45	1034	1065	1072	1080	1087	1095

ALUMINUM SEAT & BACK

MODEL	BRUSHED ALUMINUM
850CS-66-4002	1265

WOOD SEAT & ALUMINUM BACK

MODEL	WOOD
850CS-16-4002	1077

FULLY UPHOLSTERED SEAT & ALUMINUM BACK

MODEL	YARDAGE	COM	GRADE 1	GRADE 2	GRADE 3	GRADE 4	GRADE 5
850CS-36-4002	0.45	1034	1065	1072	1080	1087	1095

Overall Height: 44" Seat Height: 30" Overall Depth: 19" Overall Width: 16"

C.O.M.: .45 yd Shipping Weight/Chair: 22# No. Per Carton: 2

TABLES

TABLES INFORMATION

ABOUT OUR TABLES

Our table line includes a wide variety of standard materials, shapes, sizes, and edge treatments. We offer both indoor and outdoor commercial tables. Most of our tables are built for commercial indoor use only. Using a combination of our CNC laser-cutting machinery and master craftsman, choose from a large selection of communal tables to simple pedestals. For table sizes, shapes, and materials not listed in this Price List, please contact customer service.

Our table tops and bases are sold as one unit. While tops and bases can be purchased separately, to ensure the best quality product and fit, we suggest specifying complete tables. For most pedestal tables, tops are shipped separately from bases but are pre-drilled for easy installation into their accompanying bases.

WOOD TOPS

We use Maple, Hickory, White Oak, Walnut, or Mixed Woods for our solid wood tops. For each solid wood table, we sand and stain every square inch by hand. We then enhance the grain with expertly applied finishes that ensure long-lasting beauty. Maple table tops are available in all 16 of our standard wood finishes. Hickory, White Oak, Walnut, and Mixed Woods are only available with a natural, clear coat finish. If you specify a finish other than natural on any of these other species a custom match fee will be applied to your order. Because wood is a natural material, color may vary slightly from one piece to another, but every effort is made in the factory to match pieces consistently. Standard thickness for wood tables is 1.5".

LAMINATE TOPS

We use industrial-grade, low-formaldehyde particle board for the cores of our laminate table tops. Standard face for laminate top is .05" with a phenolic resin backer for balanced construction. Tops can also be specified with custom-designed laminates or certain high-performance grades for chemical resistant surfaces, fire-rated surfaces, and exceptional high-wear surfaces. Contact customer service for details and pricing.

Pricing for laminate tops is based on the Wilsonart "The Standards" Collection, but other laminates are available, we work with most major laminate providers: Wilsonart, Pionite, Formica, Nevamar, Arborite, etc. Call factory for information on laminate inlays.

STONE & SOLID SURFACE TABLE TOPS

Please contact our Specials Department if you would like a quote on Corian and other solid surfaces.

BASES

All of our table bases are made of either high-strength, structural steel or heavy-duty cast iron. Columns on both are heavy-wall tubes made of 14-gauge steel. All connections are hard welded using state-of-the-art machinery and a deep-penetration welding process that maximizes strength.

Bases are cleaned and primed before paint is applied via an automotive-grade powder coat system that assures even and thorough coverage. The environmentally friendly epoxy/polyester finish is baked in to create a beautiful, durable, color-rich surface.

Cast iron is produced by pouring molten iron into a mold and naturally cooling, which can create pitting in the metal. Pitting in the metal becomes visible when the iron is finished with a high gloss or highly saturated pigment. For a sleek look, we recommend using black or textured finishes on our cast iron bases. Finishes that work well include Rugged Brown, Ultra Bronze, Satin Tex, Ink Black, or Black Wrinkle.

Labor saving attachment provides for easy assembly and can save you hours on large installations.

TOLERANCES

Standard tables are 30" high. Counter height tables are 36" high. Pub height or bar height tables are 42" high. All dimensions listed for tops and bases are nominal and may vary slightly according to base configuration, edge profile selected, and any added accessories. Communal tables are true to size as noted in the dimensions with each product.

For example, if a table is listed in the price list as a 24" length, then the actual dimensions will vary just slightly depending on your selected edge profile. Please see table below for nominal dimensions and actual dimension comparisons.

Nominal Dimensions	Vinyl, Aluminum Urethane	Solid Wood	0.75" Solid Wood	1.25" Solid Wood	2" Solid Wood
24.000	23.500	23.500	23.500	23.500	23.500
30.000	29.500	29.500	29.500	29.500	29.500
36.000	35.500	35.500	35.500	35.500	35.500
42.000	41.500	41.500	41.500	41.500	41.500
48.000	47.500	47.500	47.500	47.500	47.500
54.000	53.500	53.500	53.500	53.500	53.500
60.000	59.500	59.500	59.500	59.500	59.500
72.000	71.500	71.500	71.500	71.500	71.500
84.000	83.500	83.500	83.500	83.500	83.500
96.000	95.500	95.500	95.500	95.500	95.500

*If tolerances are critical to the job application, acceptable tolerances must be noted on the purchase order.

BASE ONLY PURCHASES

Customers purchasing table base(s) without a top should note that we cannot and do not guarantee the strength, stability, and performance of the completed table with a top from a different source. Grand Rapids Chair tables are not meant to be sold as separate parts, but as whole products. Furthermore, if the customer purchases bases and table tops as separate parts, we will not provide construction and installation instructions for purchased parts to the customer, contractor, or installation crew.

TABLES: ACCESSORIES & OPTIONS

Depending on the model, most tables will allow you to add extra options like foot rings, purse hooks, and even power and electrical units. Below are our table options and accessories.



FOOT RINGS

A 18.75" diameter foot ring is hard-welded to the vertical column on pub height tables. Available with most base designs. All standard finishes available.



PURSE SHELF

An "under-top" option to accommodate purses, coats, cameras, etc. on pub height tables. Each shelf has four storage hooks affixed to the bottom of the shelf. Standard size is 15" in diameter, finished to match the table top. Call factory for pricing.



SELF-LEVELING GLIDES

A patented product that self-levels table bases on uneven floors. Clearance between bottom of base and floor is 2" with self-leveling glides.



TABLE-FLIP MECHANISM

Usually specified to accommodate table storage, this high-strength steel assembly allows the table top to easily flip into a vertical position. Available on square and round tops up to 36".

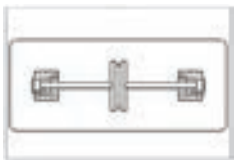


TABLE-FOLD MECHANISM

Mechanism allowing T-base tables to fold. Typically used to accommodate table storage.



TABLE CONNECTORS

Used to join square and rectangular tables together for reconfiguring spaces, featuring our patented "Sure Lock" mechanism.



LABOR SAVER

Labor Saver provides for easy assembly using a fixed, hardened 1/2" bolt that is hard welded into a heavy plate inside the bottom of the column then simply attached to the base and tightened by a nut and washer. This unique attachment can save you hours on large installations. Available on most pedestal bases.

LOOKING FOR SOMETHING MORE CUSTOM?

Our customization capabilities include:

- Engraving
- Printed table tops
- Distressing
- Custom wood stains and finishes
- Custom powder coat colors
- Custom heights
- Unique top shapes and sizes

Email your account manager for more information.

SOLID WOOD TOP EDGES

Available on all wood table tops including Maple, Walnut, White Oak, Hickory, and Mixed Woods.



Eased



Bullnose



WF6 - Knife Edge

LAMINATE TOP EDGES

The edges below are available for laminate tops and vary by product line.



Vintee, T-mold edge



3MM, Flat Plastic Edge



IPWF6 - Exposed Ply Knife Edge, Laminate Overlay Top



WD6 - Solid Wood Knife Edge



3MM, Knife Edge



IPWFLAT - Exposed Ply Flat Edge, Laminate Overlay Top



WD1

PEDESTAL TABLES - CAST IRON BASE



About the Collection

Orbit Tables feature a round cast iron base with a circular steel column. The Orbit series is available in round, square, or rectangle top shapes. Choose between 30" (dining), 36" (counter), or 42" (bar) height.

Standard Features

- Tops are available in square, round, or rectangular shapes
- Available top materials include solid wood in a variety of species and finishes or laminate top of your choosing
- Circular-shaped cast base with circular steel column
- Adjustable glides

Options & Accessories

Purse Shelf: Vintee Surfaces	124	\$250 List
Table-Flip Mechanism	124	\$140/Base
Table Connectors	124	\$75/Connection
Light Distressing	124	Call for Quote
Heavy Distressing	124	Call for Quote

Required to Order

1. Model Number and Description
2. Wood or Laminate Top Finish
3. Table Top Edge Profile
4. Table Base Finish
5. Options, if selected (above)

Example:

OR-24-24-SQ-36, Table, Orbit, OR, 24-24, Square Shape, Counter Height, Solid Wood Top, Maple, Eased Edge, Olive Green Base & Column

Notes & Tips


- * Assembly required
- * High gloss or low gloss clear coat not available


ORBIT TABLES — ROUND TABLES - 30", 36", 42" HIGH


Solid Wood Table Edge Options


Laminate Table Top Edge Options




Description	Top Size		Model #	\$ List Price							Unpkgd. Wgt. #
	Dia.	H		Maple	Hickory, White Oak	Walnut, Mixed Woods	Vinyl	Edgeband	Laminate Overlay	Wood Edges	
30" High, Round Orbit Table 	24" dia.	30"	OR-24-24-RD-30	723	1413	1583	396	494	557	918	46
	30" dia.	30"	OR-30-30-RD-30	963	1688	1890	457	592	753	1141	59
	36" dia.	30"	OR-36-36-RD-30	1285	2040	2285	578	746	1017	1436	74
	42" dia.	30"	OR-42-42-RD-30	1680	2471	2767	754	882	1470	1935	104
	48" dia.	30"	OR-48-48-RD-30	2212	3248	3638	876	1099	1715	2222	127

Description	Top Size		Model #	\$ List Price							Unpkgd. Wgt. #
	Dia.	H		Maple	Hickory, White Oak	Walnut, Mixed Woods	Vinyl	Edgeband	Laminate Overlay	Wood Edges	
36" High, Round Orbit Table 	24" dia.	36"	OR-24-24-RD-36	808	1498	1668	481	579	642	1003	
	30" dia.	36"	OR-30-30-RD-36	1048	1773	1975	542	677	838	1226	
	36" dia.	36"	OR-36-36-RD-36	1370	2125	2370	663	831	1102	1521	
	42" dia.	36"	OR-42-42-RD-36	1765	2556	2852	839	967	1555	2020	
	48" dia.	36"	OR-48-48-RD-36	2297	3333	3723	961	1184	1800	2307	

Description	Top Size		Model #	\$ List Price							Unpkgd. Wgt. #
	Dia.	H		Maple	Hickory, White Oak	Walnut, Mixed Woods	Vinyl	Edgeband	Laminate Overlay	Wood Edges	
36" High, Round Orbit Table With Foot Ring 	24" dia.	36"	OR-24-24-RD-36-FR	893	1583	1753	566	664	727	1088	
	30" dia.	36"	OR-30-30-RD-36-FR	1133	1858	2060	627	762	923	1311	
	36" dia.	36"	OR-36-36-RD-36-FR	1455	2210	2455	748	916	1187	1606	
	42" dia.	36"	OR-42-42-RD-36-FR	1850	2641	2937	924	1052	1640	2105	
	48" dia.	36"	OR-48-48-RD-36-FR	2382	3418	3808	1046	1269	1885	2392	

Description	Top Size		Model #	\$ List Price							Unpkgd. Wgt. #
	Dia.	H		Maple	Hickory, White Oak	Walnut, Mixed Woods	Vinyl	Edgeband	Laminate Overlay	Wood Edges	
42" High, Round Orbit Table 	24" dia.	42"	OR-24-24-RD-42	808	1498	1668	481	579	642	1003	
	30" dia.	42"	OR-30-30-RD-42	1048	1773	1975	542	677	838	1226	
	36" dia.	42"	OR-36-36-RD-42	1370	2125	2370	663	831	1102	1521	
	42" dia.	42"	OR-42-42-RD-42	1765	2556	2852	839	967	1555	2020	
	48" dia.	42"	OR-48-48-RD-42	2297	3333	3723	961	1184	1800	2307	






Description	Top Size		Model #	\$ List Price							Unpkgd. Wgt. #
	Dia.	H		Maple	Hickory, White Oak	Walnut, Mixed Woods	Vinyl	Edgeband	Laminate Overlay	Wood Edges	
42" High, Round Orbit Table With Foot Ring 	24" dia.	42"	OR-24-24-RD-42-FR	893	1583	1753	566	664	727	1088	
	30" dia.	42"	OR-30-30-RD-42-FR	1133	1858	2060	627	762	923	1311	
	36" dia.	42"	OR-36-36-RD-42-FR	1455	2210	2455	748	916	1187	1606	
	42" dia.	42"	OR-42-42-RD-42-FR	1850	2641	2937	924	1052	1640	2105	
	48" dia.	42"	OR-48-48-RD-42-FR	2382	3418	3808	1046	1269	1885	2392	

ORBIT TABLES — SQUARE TABLES - 30", 36", 42" HIGH

Solid Wood Table Edge Options

Laminate Table Top Edge Options

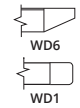



Description	Top Size			Model #	\$ List Price							Unpkgd. Wgt. #
	W	L	H		Maple	Hickory, White Oak	Walnut, Mixed Woods	Vinyl	Edgeband	Laminate Overlay	Wood Edges	
	24"	24"	30"	OR-24-24-SQ-30	705	1395	1562	396	494	469	583	46
	30"	30"	30"	OR-30-30-SQ-30	936	1656	1854	457	592	602	783	69
	36"	36"	30"	OR-36-36-SQ-30	1285	2040	2285	578	746	803	1055	85
	42"	42"	30"	OR-42-42-SQ-30	1630	2413	2702	754	882	1117	1553	126
	24"	24"	36"	OR-24-24-SQ-36	790	1480	1647	481	579	554	668	
	30"	30"	36"	OR-30-30-SQ-36	1021	1741	1939	542	677	687	868	
	36"	36"	36"	OR-36-36-SQ-36	1370	2125	2370	663	831	888	1140	
	42"	42"	36"	OR-42-42-SQ-36	1715	2498	2787	839	967	1202	1638	
	24"	24"	36"	OR-24-24-SQ-36-FR	875	1565	1732	566	664	639	753	
	30"	30"	36"	OR-30-30-SQ-36-FR	1106	1826	2024	627	762	772	953	
	36"	36"	36"	OR-36-36-SQ-36-FR	1455	2210	2455	748	916	973	1225	
	42"	42"	36"	OR-42-42-SQ-36-FR	1800	2583	2872	924	1052	1287	1723	
	24"	24"	42"	OR-24-24-SQ-42	790	1480	1647	481	579	554	668	
	30"	30"	42"	OR-30-30-SQ-42	1021	1741	1939	542	677	687	868	
	36"	36"	42"	OR-36-36-SQ-42	1370	2125	2370	663	831	888	1140	
	42"	42"	42"	OR-42-42-SQ-42	1715	2498	2787	839	967	1202	1638	
	24"	24"	42"	OR-24-24-SQ-42-FR	875	1565	1732	566	664	639	753	
	30"	30"	42"	OR-30-30-SQ-42-FR	1106	1826	2024	627	762	772	953	
	36"	36"	42"	OR-36-36-SQ-42-FR	1455	2210	2455	748	916	973	1225	
	42"	42"	42"	OR-42-42-SQ-42-FR	1800	2583	2872	924	1052	1287	1723	


ORBIT TABLES — RECTANGULAR TABLES - 30", 36", 42" HIGH


Solid Wood Table Edge Options


Laminate Table Top Edge Options




Description	Top Size			Model #	\$ List Price							Unpkgd. Wgt. #
	W	L	H		Maple	Hickory, White Oak	Walnut, Mixed Woods	Vinyl	Edgeband	Laminate Overlay	Wood Edges	
 30" High, Rectangular Orbit Table	24"	30"	30"	OR-24-30-RT-30	809	1513	1695	422	602	534	670	61
	24"	36"	30"	OR-24-36-RT-30	935	1758	1968	479	618	625	788	67
	30"	36"	30"	OR-30-36-RT-30	1221	2026	2269	545	633	719	1270	

Description	Top Size			Model #	\$ List Price							Unpkgd. Wgt. #
	W	L	H		Maple	Hickory, White Oak	Walnut, Mixed Woods	Vinyl	Edgeband	Laminate Overlay	Wood Edges	
 36" High, Rectangular Orbit Table	24"	30"	36"	OR-24-30-RT-36	894	1598	1780	507	687	619	755	
	24"	36"	36"	OR-24-36-RT-36	1020	1843	2053	564	703	710	873	
	30"	36"	36"	OR-30-36-RT-36	1391	2196	2439	715	803	889	1440	

Description	Top Size			Model #	\$ List Price							Unpkgd. Wgt. #
	W	L	H		Maple	Hickory, White Oak	Walnut, Mixed Woods	Vinyl	Edgeband	Laminate Overlay	Wood Edges	
 36" High, Rectangular Orbit Table With Foot Ring	24"	30"	36"	OR-24-30-RT-36-FR	979	1683	1865	592	772	704	840	
	24"	36"	36"	OR-24-36-RT-36-FR	1105	1928	2138	649	788	795	958	

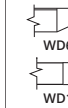
Description	Top Size			Model #	\$ List Price							Unpkgd. Wgt. #
	W	L	H		Maple	Hickory, White Oak	Walnut, Mixed Woods	Vinyl	Edgeband	Laminate Overlay	Wood Edges	
 42" High, Rectangular Orbit Table	24"	30"	42"	OR-24-30-RT-42	894	1598	1780	507	687	619	755	
	24"	36"	42"	OR-24-36-RT-42	1020	1843	2053	564	703	710	873	
	30"	36"	42"	OR-30-36-RT-42	1391	2196	2439	715	803	889	1440	


Description	Top Size			Model #	\$ List Price							Unpkgd. Wgt. #
	W	L	H		Maple	Hickory, White Oak	Walnut, Mixed Woods	Vinyl	Edgeband	Laminate Overlay	Wood Edges	
 42" High, Rectangular Orbit Table With Foot Ring	24"	30"	42"	OR-24-30-RT-42-FR	1064	1768	1950	677	857	789	925	
	24"	36"	42"	OR-24-36-RT-42-FR	1190	2013	2223	734	873	880	1043	


ORBIT TABLES — RECTANGULAR TABLES - 30", 36", 42" HIGH


Solid Wood Table Edge Options

Laminate Table Top Edge Options



Description	Top Size			Model #	\$ List Price							Unpkgd. Wgt. #
	W	L	H		Maple	Hickory, White Oak	Walnut, Mixed Woods	Vinyl	Edgeband	Laminate Overlay	Wood Edges	
 <p>30" High, Rectangular Orbit Table With Two Bases</p>	24"	42"	30"	OR-24-42-RT-30	1072	1895	2123	505	697	717	877	73
	24"	48"	30"	OR-24-48-RT-30	1189	2007	2248	545	737	764	978	
	24"	60"	30"	OR-24-60-RT-30	1640	2334	2614	771	1014	1056	1332	
	24"	72"	30"	OR-24-72-RT-30	1852	2662	2982	842	1094	1061	1510	
	30"	42"	30"	OR-30-42-RT-30	1234	2089	2340	568	733	826	935	
	30"	48"	30"	OR-30-48-RT-30	1360	2238	2507	604	801	876	1075	
	30"	60"	30"	OR-30-60-RT-30	1906	2747	3076	886	1084	1244	1612	
	30"	72"	30"	OR-30-72-RT-30	2173	3163	3542	961	1196	1402	1836	
	36"	60"	30"	OR-36-60-RT-30	2173	3163	3542	952	1191	1402	1836	
	36"	72"	30"	OR-36-72-RT-30	2493	3662	4101	1044	1239	1593	2102	

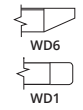
Description	Top Size			Model #	\$ List Price							Unpkgd. Wgt. #
	W	L	H		Maple	Hickory, White Oak	Walnut, Mixed Woods	Vinyl	Edgeband	Laminate Overlay	Wood Edges	
 <p>36" High, Rectangular Orbit Table With Two Bases</p>	24"	42"	36"	OR-24-42-RT-36	1157	1980	2208	590	782	802	962	
	24"	48"	36"	OR-24-48-RT-36	1359	2177	2418	715	907	934	1148	
	24"	60"	36"	OR-24-60-RT-36	1810	2504	2784	941	1184	1226	1502	
	24"	72"	36"	OR-24-72-RT-36	2022	2832	3152	1012	1264	1231	1680	
	30"	42"	36"	OR-30-42-RT-36	1404	2259	2510	738	903	996	1105	
	30"	48"	36"	OR-30-48-RT-36	1530	2408	2677	774	971	1046	1245	
	30"	60"	36"	OR-30-60-RT-36	2076	2917	3246	1056	1254	1414	1782	
	30"	72"	36"	OR-30-72-RT-36	2343	3333	3712	1131	1366	1572	2006	
	36"	60"	36"	OR-36-60-RT-36	2343	3333	3712	1122	1361	1572	2006	
	36"	72"	36"	OR-36-72-RT-36	2663	3832	4271	1214	1409	1763	2272	


Description	Top Size			Model #	\$ List Price							Unpkgd. Wgt. #
	W	L	H		Maple	Hickory, White Oak	Walnut, Mixed Woods	Vinyl	Edgeband	Laminate Overlay	Wood Edges	
 <p>36" High, Rectangular Orbit Table With Two Bases and Foot Ring</p>	24"	60"	36"	OR-24-60-RT-36-FR	1980	2674	2954	1111	1354	1396	1672	
	24"	72"	36"	OR-24-72-RT-36-FR	2192	3002	3322	1182	1434	1401	1850	
	30"	60"	36"	OR-30-60-RT-36-FR	2246	3087	3416	1226	1434	1584	1952	
	30"	72"	36"	OR-30-72-RT-36-FR	2513	3503	3882	1301	1536	1742	2176	
	36"	60"	36"	OR-36-60-RT-36-FR	2513	3503	3882	1292	1531	1742	2176	
	36"	72"	36"	OR-36-72-RT-36-FR	2833	4002	4441	1384	1579	1933	2442	


ORBIT TABLES — RECTANGULAR TABLES - 30", 36", 42" HIGH

Solid Wood Table Edge Options

Laminate Table Top Edge Options



Description	Top Size			Model #	\$ List Price							Unpkgd. Wgt. #
	W	L	H		Maple	Hickory, White Oak	Walnut, Mixed Woods	Vinyl	Edgeband	Laminate Overlay	Wood Edges	
 42" High, Rectangular Orbit Table With Two Bases	24"	42"	42"	OR-24-42-RT-42	1157	1980	2208	590	782	802	962	
	24"	48"	42"	OR-24-48-RT-42	1359	2177	2418	715	907	934	1148	
	24"	60"	42"	OR-24-60-RT-42	1810	2504	2784	941	1184	1226	1502	
	24"	72"	42"	OR-24-72-RT-42	2022	2832	3152	1012	1264	1231	1680	
	30"	42"	42"	OR-30-42-RT-42	1404	2259	2510	738	903	996	1105	
	30"	48"	42"	OR-30-48-RT-42	1530	2408	2677	774	971	1046	1245	
	30"	60"	42"	OR-30-60-RT-42	2076	2917	3246	1056	1254	1414	1782	
	30"	72"	42"	OR-30-72-RT-42	2343	3333	3712	1131	1366	1572	2006	
	36"	60"	42"	OR-36-60-RT-42	2343	3333	3712	1122	1361	1572	2006	
	36"	72"	42"	OR-36-72-RT-42	2663	3832	4271	1214	1409	1763	2272	

Description	W	L	H	Model #	Maple	Hickory, White Oak	Walnut, Mixed Woods	Vinyl	Edgeband	Laminate Overlay	Wood Edges	Unpkgd. Wgt. #
 42" High, Rectangular Orbit Table With Two Bases and Foot Ring	24"	60"	42"	OR-24-60-RT-42-FR	1980	2674	2954	1111	1354	1396	1672	
	24"	72"	42"	OR-24-72-RT-42-FR	2192	3002	3322	1182	1434	1401	1850	
	30"	60"	42"	OR-30-60-RT-42-FR	2246	3087	3416	1226	1424	1584	1952	
	30"	72"	42"	OR-30-72-RT-42-FR	2513	3503	3882	1301	1536	1742	2176	
	36"	60"	42"	OR-36-60-RT-42-FR	2513	3503	3882	1292	1531	1742	2176	
	36"	72"	42"	OR-36-72-RT-42-FR	2833	4002	4441	1384	1579	1933	2442	



About the Collection

Spartan Tables feature an X-shaped or T-shaped cast iron base with a circular steel column. The Spartan series is available in round, square, or rectangle top shapes. Choose between 30" (dining), 36" (counter), or 42" (bar) height.

Standard Features

- Tops are available in square, round, or rectangular shapes
- Available top materials include solid wood in a variety of species and finishes or laminate tops of your choosing
- X-based shaped cast base with circular steel column
- Adjustable glides

Options & Accessories

Purse Shelf: Vintee Surfaces	124	\$250
Self-Leveling Glides	124	\$12/T-Base, \$24/X-Base
Table-Flip Mechanism	124	\$140/Base
Table Connectors	124	\$75/Connection
Light Distressing	124	Call for Quote
Heavy Distressing	124	Call for Quote

Required to Order

1. Model Number and Description
2. Wood or Laminate Top Finish
3. Table Top Edge Profile
4. Table Base Finish
5. Options, if selected (above)
6. Glides, if other than standard listed

Example:

SP-24-24-SQ-36, Table, Spartan, SP, 24-24, Square Shape, Counter Height, Solid Wood Top, Maple, Eased Edge, Olive Green Base & Column

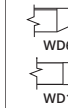
Notes & Tips






- * When specifying self-leveling glides, overall height of table increases by 1/4"
- * Assembly required
- * High gloss or low gloss clear coat not available

SPARTAN TABLES — ROUND TABLES - 30", 36", 42" HIGH

Solid Wood Table Edge Options

Laminate Table Top Edge Options

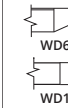







Description	Top Size		Model #	\$ List Price							Unpkgd. Wgt. #
	Dia.	H		Maple	Hickory, White Oak	Walnut, Mixed Woods	Vinyl	Edgeband	Laminate Overlay	Wood Edges	
	24" dia.	30"	SP-24-24-RD-30	581	1247	1397	392	446	553	913	36
	30" dia.	30"	SP-30-30-RD-30	823	1523	1706	454	515	748	1136	48
	36" dia.	30"	SP-36-36-RD-30	1123	1853	2076	563	640	1000	1421	64
	42" dia.	30"	SP-42-42-RD-30	1869	2674	2994	842	956	1560	2014	85
	24" dia.	36"	SP-24-24-RD-36	666	1332	1482	477	531	638	998	
	30" dia.	36"	SP-30-30-RD-36	908	1608	1791	539	600	833	1221	
	36" dia.	36"	SP-36-36-RD-36	1208	1938	2161	648	725	1085	1506	
	24" dia.	36"	SP-24-24-RD-36-FR	751	1417	1567	562	616	723	1083	
	30" dia.	36"	SP-30-30-RD-36-FR	993	1693	1876	624	685	918	1306	
	36" dia.	36"	SP-36-36-RD-36-FR	1293	2023	2246	733	810	1170	1591	
	24" dia.	42"	SP-24-24-RD-42	666	1332	1482	477	531	638	998	
	30" dia.	42"	SP-30-30-RD-42	908	1608	1791	539	600	833	1221	
	36" dia.	42"	SP-36-36-RD-42	1208	1938	2161	648	725	1085	1506	
	24" dia.	42"	SP-24-24-RD-42-FR	751	1417	1567	562	616	723	1083	
	30" dia.	42"	SP-30-30-RD-42-FR	993	1693	1876	624	685	918	1306	
	36" dia.	42"	SP-36-36-RD-42-FR	1293	2023	2246	733	810	1170	1591	

SPARTAN TABLES — SQUARE TABLES - 30", 36", 42" HIGH

Solid Wood Table Edge Options

Laminate Table Top Edge Options

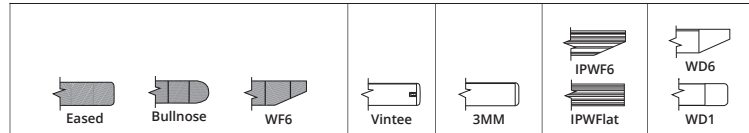







Description	Top Size			Model #	\$ List Price							Unpkgd. Wgt. #
	W	L	H		Maple	Hickory, White Oak	Walnut, Mixed Woods	Vinyl	Edgeband	Laminate Overlay	Wood Edges	
	24"	24"	30"	SP-24-24-SQ-30	568	1231	1379	392	446	464	795	42
	30"	30"	30"	SP-30-30-SQ-30	799	1494	1673	465	515	610	1019	55
	36"	36"	30"	SP-36-36-SQ-30	1123	1853	2076	543	640	768	1262	75
	42"	42"	30"	SP-42-42-SQ-30	1817	2614	2928	842	1070	1207	1893	100
	24"	24"	36"	SP-24-24-SQ-36	653	1316	1464	477	531	549	880	
	30"	30"	36"	SP-30-30-SQ-36	884	1579	1758	550	600	695	1104	
	36"	36"	36"	SP-36-36-SQ-36	1208	1938	2161	628	725	853	1347	
	36"	36"	36"	SP-36-36-SQ-36-FR	1293	2023	2246	713	810	938	1432	
	24"	24"	36"	SP-24-24-SQ-36-FR	738	1401	1549	562	616	634	965	
	30"	30"	36"	SP-30-30-SQ-36-FR	969	1664	1843	635	685	780	1189	
	36"	36"	36"	SP-36-36-SQ-36-FR	1293	2023	2246	713	810	938	1432	
	36"	36"	36"	SP-36-36-SQ-36-FR	1293	2023	2246	713	810	938	1432	
	24"	24"	42"	SP-24-24-SQ-42	653	1316	1464	477	531	549	880	
	30"	30"	42"	SP-30-30-SQ-42	884	1579	1758	550	600	695	1104	
	36"	36"	42"	SP-36-36-SQ-42	1208	1938	2161	628	725	853	1347	
	36"	36"	42"	SP-36-36-SQ-42-FR	1293	2023	2246	713	810	938	1432	
	24"	24"	42"	SP-24-24-SQ-42-FR	738	1401	1549	562	616	634	965	
	30"	30"	42"	SP-30-30-SQ-42-FR	969	1664	1843	635	685	780	1189	
	36"	36"	42"	SP-36-36-SQ-42-FR	1293	2023	2246	713	810	938	1432	
	36"	36"	42"	SP-36-36-SQ-42-FR	1293	2023	2246	713	810	938	1432	

SPARTAN TABLES — RECTANGULAR TABLES - 30", 36", 42" HIGH

Solid Wood Table Edge Options

Laminate Table Top Edge Options




Description	Top Size			Model #	\$ List Price								Unpkgd. Wgt. #
	W	L	H		Maple	Hickory, White Oak	Walnut, Mixed Woods	Vinyl	Edgeband	Laminate Overlay	Wood Edges		
	24"	30"	30"	SP-24-30-RT-30	670	1349	1510	419	477	529	888	50	
	24"	36"	30"	SP-24-36-RT-30	798	1434	1607	461	520	605	997	56	
	24"	42"	30"	SP-24-42-RT-30	907	1518	1700	490	552	699	1090	65	
	30"	36"	30"	SP-30-36-RT-30	956	1621	1816	518	582	690	1138	65	
	24"	30"	36"	SP-24-30-RT-36	755	1434	1595	504	562	614	973		
	24"	36"	36"	SP-24-36-RT-36	883	1519	1692	546	605	690	1082		
	24"	42"	36"	SP-24-42-RT-36	992	1603	1785	575	637	784	1175		
	30"	36"	36"	SP-30-36-RT-36	1041	1706	1901	603	667	775	1223		
	24"	30"	36"	SP-24-30-RT-36-FR	840	1519	1680	589	647	699	1058		
	24"	36"	36"	SP-24-36-RT-36-FR	968	1604	1777	631	690	775	1167		
	24"	42"	36"	SP-24-42-RT-36-FR	1077	1688	1870	660	722	869	1260		
	30"	36"	36"	SP-30-36-RT-36-FR	1126	1791	1986	688	752	860	1308		
	24"	30"	42"	SP-24-30-RT-42	755	1434	1595	504	562	614	973		
	24"	36"	42"	SP-24-36-RT-42	883	1519	1692	546	605	690	1082		
	24"	42"	42"	SP-24-42-RT-42	992	1603	1785	575	637	784	1175		
	30"	36"	42"	SP-30-36-RT-42	1041	1706	1901	603	667	775	1223		
	24"	30"	42"	SP-24-30-RT-42-FR	840	1519	1680	589	647	699	1058		
	24"	36"	42"	SP-24-36-RT-42-FR	968	1604	1777	631	690	775	1167		
	24"	42"	42"	SP-24-42-RT-42-FR	1077	1688	1870	660	722	869	1260		
	30"	36"	42"	SP-30-36-RT-42-FR	1077	1688	1870	660	752	869	1260		


SPARTAN TABLES — RECTANGULAR TABLES - 30", 36", 42" HIGH


Solid Wood Table Edge Options

Laminate Table Top Edge Options



Description	Top Size			Model #	\$ List Price							Unpkgd. Wgt. #
	W	L	H		Maple	Hickory, White Oak	Walnut, Mixed Woods	Vinyl	Edgeband	Laminate Overlay	Wood Edges	
30" High, Rectangular Spartan Table With T-Bases 	24"	48"	30"	SP-24-48-RT-30	1242	1857	2081	537	619	744	1140	70
	24"	60"	30"	SP-24-60-RT-30	1344	1985	2224	732	779	1015	1541	
	24"	72"	30"	SP-24-72-RT-30	1558	2317	2596	804	857	1021	1730	
	30"	48"	30"	SP-30-48-RT-30	1305	1940	2172	557	658	829	1352	
	30"	60"	30"	SP-30-60-RT-30	1609	2398	2686	760	848	1101	1587	
	30"	72"	30"	SP-30-72-RT-30	1877	2814	3152	836	930	1146	1821	

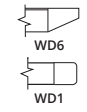
Description	Top Size			Model #	\$ List Price							Unpkgd. Wgt. #
	W	L	H		Maple	Hickory, White Oak	Walnut, Mixed Woods	Vinyl	Edgeband	Laminate Overlay	Wood Edges	
36" High, Rectangular Spartan Table With T-Bases 	24"	48"	36"	SP-24-48-RT-36	1412	2027	2251	707	789	914	1310	
	24"	60"	36"	SP-24-60-RT-36	1514	2155	2394	902	949	1185	1711	
	24"	72"	36"	SP-24-72-RT-36	1728	2487	2766	974	1027	1191	1900	
	30"	48"	36"	SP-30-48-RT-36	1475	2110	2342	727	828	999	1522	
	30"	60"	36"	SP-30-60-RT-36	1779	2568	2856	930	1018	1271	1757	
	30"	72"	36"	SP-30-72-RT-36	2047	2984	3322	1006	1100	1316	1991	






Description	Top Size			Model #	\$ List Price							Unpkgd. Wgt. #
	W	L	H		Maple	Hickory, White Oak	Walnut, Mixed Woods	Vinyl	Edgeband	Laminate Overlay	Wood Edges	
42" High, Rectangular Spartan Table With T-Bases 	24"	48"	42"	SP-24-48-RT-42	1412	2027	2251	707	789	914	1310	
	24"	60"	42"	SP-24-60-RT-42	1514	2155	2394	902	949	1185	1711	
	24"	72"	42"	SP-24-72-RT-42	1728	2487	2766	974	1027	1191	1900	
	30"	48"	42"	SP-30-48-RT-42	1475	2110	2342	727	828	999	1522	
	30"	60"	42"	SP-30-60-RT-42	1779	2568	2856	930	1018	1271	1757	
	30"	72"	42"	SP-30-72-RT-42	2047	2984	3322	1006	1100	1316	1991	

SPARTAN TABLES — RECTANGULAR TABLES - 30", 36", 42" HIGH

Solid Wood Table Edge Options

Laminate Table Top Edge Options

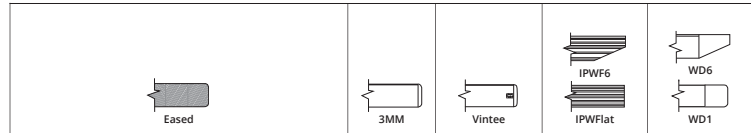


Description	Top Size			Model #	\$ List Price							Unpkgd. Wgt. #
	W	L	H		Maple	Hickory, White Oak	Walnut, Mixed Woods	Vinyl	Edgeband	Laminate Overlay	Wood Edges	
30" High, Rectangular Spartan Table With Two X-Bases 												
	36"	60"	30"	SP-36-60-RT-30	1894	2835	3175	891	938	1343	2047	
	36"	72"	30"	SP-36-72-RT-30	2224	3344	3744	1010	1062	1552	2425	
36" High, Rectangular Spartan Table With Two X-Bases 												
	36"	60"	36"	SP-36-60-RT-36	2064	3005	3345	1061	1108	1513	2217	
	36"	72"	36"	SP-36-72-RT-36	2394	3514	3914	1180	1232	1722	2595	
36" High, Rectangular Spartan Table With Two X-Bases With Foot Rings 												
	36"	60"	36"	SP-36-60-RT-36-FR	2234	3175	3515	1231	1278	1683	2387	
	36"	72"	36"	SP-36-72-RT-36-FR	2564	3684	4084	1350	1402	1892	2765	
42" High, Rectangular Spartan Table With Two X-Bases 												
	36"	60"	42"	SP-36-60-RT-42	2064	3005	3345	1061	1108	1513	2217	
	36"	72"	42"	SP-36-72-RT-42	2394	3514	3914	1180	1232	1722	2595	
42" High, Rectangular Spartan Table With Two X-Bases With Foot Rings 												
	36"	60"	42"	SP-36-60-RT-42-FR	2234	3175	3515	1231	1278	1683	2387	
	36"	72"	42"	SP-36-72-RT-42-FR	2564	3684	4084	1350	1402	1892	2765	

SPARTAN TABLES — SQUARE-TO-ROUND TABLES - 30" HIGH

Solid Wood Table Edge Options

Laminate Table Top Edge Options



Description	Top Size			Model #				\$ List Price				Unpkgd. Wgt. #
	W	L	H		Maple	Hickory, White Oak	Walnut, Mixed Woods	Edgeband	Vinyl	Laminate Overlay	Wood Edges	
30" High, Square-to-Round Spartan Table	30"	42"	30"	SP-30-42-SQRD-30	2629	3816	4273	1362	N/A	N/A	N/A	80
	36"	51"	30"	SP-36-51-SQRD-30	3276	4889	5476	2007	N/A	N/A	N/A	80



PEDESTAL TABLES - STEEL BASE



About the Collection

The Bowen Outdoor Pedestal Table features a 3" round powder coated steel column and plate base with a durable outdoor slatted high-density polyethylene (HDPE) top surface. HDPE is a sustainable wood alternative made primarily from recycled plastic.. Choose between 30" (dining), 36" (counter), or 42" (bar) height.

Standard Features

- Top surface available in HDPE materials suitable for the outdoors.
- HDPE is a sustainable dimensional wood alternative made primarily from recycled and recyclable plastic. It is a high-performance, low maintenance material that is color stable and will never splinter, crack nor chip.
- Tops are available in square or rectangular shapes
- 3" round steel column
- Steel base finished in the powder coat color of your choice
- Slats are 5.5" wide spaced .375" apart for easy cleaning
- Bullnose edge profile
- 2.5" Radius corners on tops and base plate
- Plastic glides

Options & Accessories

Felt Glides for indoor use

-

Add to List Price

\$0

Required to Order

1. Model Number and Description
2. Wood Top Finish
3. Metal Finish


Example:


BWP-24-29-RT-30; 30" High Bowen Communal Table; Black Top, Ink Black base


Notes & Tips

- * Assembly required
- * High gloss and low gloss clear coat not available on Bowen Tables

BOWEN TABLES — SQUARE, RECTANGULAR TABLES - 30", 36", 42" HIGH

Description	Top Size				\$ List Price	Unpkgd. Wgt. #
	W	L	H	Model #		
30" High, Bowen Table With round column 					HDPE	
	24"	24"	30"	BWP-24-24-SQ-30	1317	47
	30"	29"	30"	BWP-30-29-SQ-30	1525	71
	36"	35"	30"	BWP-36-35-SQ-30	1593	106
	24"	29"	30"	BWP-24-29-RT-30	1723	57
	24"	35"	30"	BWP-24-35-RT-30	2066	68
	30"	35"	30"	BWP-30-35-RT-30	2158	85

Description	Top Size				\$ List Price	Unpkgd. Wgt. #
	W	L	H	Model #		
36" High, Bowen Table With round column 					HDPE	
	24"	24"	36"	BWP-24-24-SQ-36	1402	53
	30"	29"	36"	BWP-30-29-SQ-36	1610	79
	36"	35"	36"	BWP-36-35-SQ-36	1678	116
	24"	29"	36"	BWP-24-29-RT-36	1808	64
	24"	35"	36"	BWP-24-35-RT-36	2151	76
	30"	35"	36"	BWP-30-35-RT-36	2243	94

Description	Top Size				\$ List Price	Unpkgd. Wgt. #
	W	L	H	Model #		
42" High, Bowen Table With round column 					HDPE	
	24"	24"	42"	BWP-24-24-SQ-42	1402	54
	30"	29"	42"	BWP-30-29-SQ-42	1610	80
	36"	35"	42"	BWP-36-35-SQ-42	1678	117
	24"	29"	42"	BWP-24-29-RT-42	1808	65
	24"	35"	42"	BWP-24-35-RT-42	2151	85
	30"	35"	42"	BWP-30-35-RT-42	2243	95



About the Collection

Brady Pedestal Tables feature a square steel base with square steel columns. The Brady series is available in round, square, or rectangle top shapes. Choose between 30" (dining), 36" (counter), or 42" (bar) height.

Standard Features

- Tops are available in square, round, or rectangular shapes
- Available top materials include solid wood in a variety of species and finishes or laminate tops of your choosing
- The column is 4" square steel unit
- Square shaped base with a square steel column
- The base is finished in the metal finish of your choice
- Felt glides

Options & Accessories

Light Distressing	124	Call for Quote
Heavy Distressing	124	Call for Quote

Required to Order

1. Model Number and Description
2. Wood or Laminate Top Finish
3. Table Top Edge Profile
4. Table Base Finish
5. Options, if selected (above)

Example:

BRP-24-24-SQ-36, Table, Brady Pedestal, BRP, 24-24, Square Shape, Counter Height, Solid Wood Top, Maple, Eased Edge, Olive Green Base & Column

Notes & Tips

- * Assembly required
- * Please note, round and square tops that are larger than 36" will require an additional column or base

BRADY TABLES — ROUND TABLES - 30", 36", 42" HIGH

Solid Wood Table Edge Options

Laminate Table Top Edge Options



Eased

Bullnose




WF6

Vintee

3MM

IPWF6
IPWFlat

WD6
WD1

Description	Top Size		Model #	\$ List Price							Unpkgd. Wgt. #
	Dia.	H		Maple	Hickory, White Oak	Walnut, Mixed Woods	Vinyl	Edgeband	Laminate Overlay	Wood Edges	
30" High, Round Brady Table 	30" dia.	30"	BRP-30-30-RD-30	1132	1893	2121	974	847	1343	1871	84
	36" dia.	30"	BRP-36-36-RD-30	1423	2213	2478	1096	956	1652	2219	94
36" High, Round Brady Table 	30" dia.	36"	BRP-30-30-RD-36	1217	1978	2206	1059	932	1428	1956	
	36" dia.	36"	BRP-36-36-RD-36	1508	2298	2563	1181	1041	1737	2304	
42" High, Round Brady Table 	30" dia.	42"	BRP-30-30-RD-42	1217	1978	2206	1059	932	1428	1956	
	36" dia.	42"	BRP-36-36-RD-42	1508	2298	2563	1181	1041	1737	2304	

BRADY TABLES — SQUARE TABLES - 30", 36", 42" HIGH

Solid Wood Table Edge Options

Laminate Table Top Edge Options



Eased

Bullnose


WF6


Vintee


3MM

IPWF6
IPWFlat

WD6
WD1

Description	Top Size			Model #	\$ List Price							Unpkgd. Wgt. #
	W	L	H		Maple	Hickory, White Oak	Walnut, Mixed Woods	Vinyl	Edgeband	Laminate Overlay	Wood Edges	
 30" High, Square Brady Table	24"	24"	30"	BRP-24-24-SQ-30	830	1546	1733	743	724	830	997	69
	30"	30"	30"	BRP-30-30-SQ-30	1090	1844	2065	974	828	1152	1415	98
	36"	36"	30"	BRP-36-36-SQ-30	1406	2194	2458	1096	938	1373	1732	113

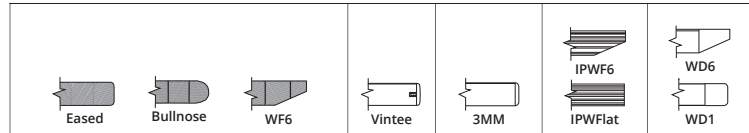
Description	Top Size			Model #	\$ List Price							Unpkgd. Wgt. #
	W	L	H		Maple	Hickory, White Oak	Walnut, Mixed Woods	Vinyl	Edgeband	Laminate Overlay	Wood Edges	
 36" High, Square Brady Table	24"	24"	36"	BRP-24-24-SQ-36	915	1631	1818	828	809	915	1082	
	30"	30"	36"	BRP-30-30-SQ-36	1175	1929	2150	1059	913	1237	1500	
	36"	36"	36"	BRP-36-36-SQ-36	1491	2279	2543	1181	1023	1458	1817	

Description	Top Size			Model #	\$ List Price							Unpkgd. Wgt. #
	W	L	H		Maple	Hickory, White Oak	Walnut, Mixed Woods	Vinyl	Edgeband	Laminate Overlay	Wood Edges	
 42" High, Square Brady Table	24"	24"	42"	BRP-24-24-SQ-42	915	1631	1818	828	809	915	1082	
	30"	30"	42"	BRP-30-30-SQ-42	1175	1929	2150	1059	913	1237	1500	
	36"	36"	42"	BRP-36-36-SQ-42	1491	2279	2543	1181	1023	1458	1817	

BRADY TABLES — RECTANGULAR TABLES - 30", 36", 42" HIGH

Solid Wood Table Edge Options

Laminate Table Top Edge Options



Description	Top Size			Model #	\$ List Price							Unpkgd. Wgt. #
	W	L	H		Maple	Hickory, White Oak	Walnut, Mixed Woods	Vinyl	Edgeband	Laminate Overlay	Wood Edges	
30" High, Rectangular Brady Table	24"	30"	30"	BRP-24-30-RT-30	1041	1794	2009	842	873	974	1167	
	24"	36"	30"	BRP-24-36-RT-30	1164	1871	2096	879	905	1054	1277	
	30"	36"	30"	BRP-30-36-RT-30	1319	2055	2302	946	969	1159	1444	



About the Collection

Cassandra Tables feature an X-shaped or 4-column base with circular steel columns. The Cassandra series is available in round, square, or rectangle top shapes. Choose between 30" (dining), 36" (counter), or 42" (bar) height.

Standard Features

- Tops are available in square, round, or rectangular shapes
- Available top materials include solid wood in a variety of species and finishes or laminate tops of your choosing
- X-shaped base with a circular steel column
- The base is finished in the metal finish of your choice
- Adjustable glides

Options & Accessories

Purse Shelf: Vintee Surfaces	124	\$250
Self-Leveling Glides	124	\$14/T-Base, \$24/X-Base
Table-Flip Mechanism	124	\$140/Base
Table-Fold Mechanism	124	\$250/Table
Table Connectors	124	\$75/Connection

Required to Order

1. Model Number and Description
2. Wood or Laminate Top Finish
3. Table Top Edge Profile
4. Table Base Finish
5. Options, if selected (above)
6. Glides, if other than standard listed

Example:

CA-24-24-SQ-36, Table, Cassandra, CA, 24-24, Square Shape, Counter Height, Solid Wood Top, Maple, Eased Edge, Olive Green Base & Column

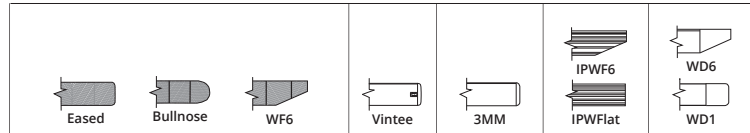
Notes & Tips





- * When specifying self-leveling glides, overall height of table increases by 1/4"
 - * Assembly required
 - * Please note, round and square tops that are larger than 36" will require an additional column or base
- The following laminate tops are produced with a 2-pc top. Laminate with woodgrain pattern can not be guaranteed to have a perfect match of the grain pattern. Solid laminate recommended.
- * Exposed ply edge: 54", 60", 72"
 - * Vinyl & wood edge: 72"

CASSANDRA TABLES — ROUND TABLES - 30", 36", 42" HIGH

Solid Wood Table Edge Options

Laminate Table Top Edge Options

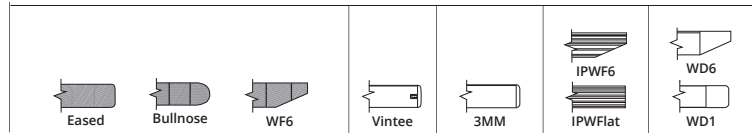



Description	Top Size			\$ List Price							Unpkgd. Wgt. #
	Dia.	H	Model #	Maple	Hickory, White Oak	Walnut, Mixed Woods	Vinyl	Edgeband	Laminate Overlay	Wood Edges	
30" High, Round Cassandra Table 	24" dia.	30"	CA-24-24-RD-30	831	1540	1725	518	665	704	1152	44
	30" dia.	30"	CA-30-30-RD-30	1071	1814	2032	590	733	938	1376	57
	36" dia.	30"	CA-36-36-RD-30	1396	2172	2433	701	870	1220	1722	75
36" High, Round Cassandra Table 	24" dia.	36"	CA-24-24-RD-36	916	1625	1810	603	750	789	1237	
	30" dia.	36"	CA-30-30-RD-36	1156	1899	2117	675	818	1023	1461	
	36" dia.	36"	CA-36-36-RD-36	1481	2257	2518	786	955	1305	1807	
36" High, Round Cassandra Table With Foot Ring 	24" dia.	36"	CA-24-24-RD-36-FR	1001	1710	1895	688	835	874	1322	
	30" dia.	36"	CA-30-30-RD-36-FR	1241	1984	2202	760	903	1108	1546	
	36" dia.	36"	CA-36-36-RD-36-FR	1566	2342	2603	871	1040	1390	1892	
42" High, Round Cassandra Table 	24" dia.	42"	CA-24-24-RD-42	916	1625	1810	603	750	789	1237	
	30" dia.	42"	CA-30-30-RD-42	1156	1899	2117	675	818	1023	1461	
	36" dia.	42"	CA-36-36-RD-42	1481	2257	2518	786	955	1305	1807	


CASSANDRA TABLES — ROUND TABLES - 30", 36", 42" HIGH


Solid Wood Table Edge Options


Laminate Table Top Edge Options



Description	Top Size		\$ List Price								Unpkgd. Wgt. #
	Dia.	H	Model #	Maple	Hickory, White Oak	Walnut, Mixed Woods	Vinyl	Edgeband	Laminate Overlay	Wood Edges	
42" High, Round Cassandra Table With Foot Ring 	24" dia.	42"	CA-24-24-RD-42-FR	1001	1710	1895	688	835	874	1322	
	30" dia.	42"	CA-30-30-RD-42-FR	1241	1984	2202	760	903	1108	1546	
	36" dia.	42"	CA-42-42-RD-42-FR	1566	2342	2603	871	1040	1390	1892	

Description	Top Size		\$ List Price								Unpkgd. Wgt. #
	Dia.	H	Model #	Maple	Hickory, White Oak	Walnut, Mixed Woods	Vinyl	Edgeband	Laminate Overlay	Wood Edges	
30" High, Round Cassandra Table With Four Columns 	42" da.	30"	CA-42-42-RD-30	2125	2970	3326	1138	1298	1982	2531	
	48" da.	30"	CA-48-48-RD-30	2544	3637	4074	1239	1661	2227	2844	
	54" dia.	30"	CA-54-54-RD-30	3063	4419	4948	1471	1836	2851	3686	
	60" dia.	30"	CA-60-60-RD-30	3691	5353	5995	1737	N/A	3078	3922	
	72" dia.	30"	CA-72-72-RD-30	5249	7626	8542	1838	N/A	3589	4142	

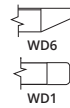
Description	Top Size		\$ List Price								Unpkgd. Wgt. #
	Dia.	H	Model #	Maple	Hickory, White Oak	Walnut, Mixed Woods	Vinyl	Edgeband	Laminate Overlay	Wood Edges	
36" High, Round Cassandra Table With Four Columns 	42" dia.	36"	CA-42-42-RD-36	2465	3310	3666	1478	1638	2322	2871	







Description	Top Size		\$ List Price								Unpkgd. Wgt. #
	Dia.	H	Model #	Maple	Hickory, White Oak	Walnut, Mixed Woods	Vinyl	Edgeband	Laminate Overlay	Wood Edges	
42" High, Round Cassandra Table With Four Columns 	42" dia.	42"	CA-42-42-RD-42	2465	3310	3666	1478	1638	2322	2871	

CASSANDRA TABLES — SQUARE TABLES - 30", 36", 42" HIGH

Solid Wood Table Edge Options

Laminate Table Top Edge Options

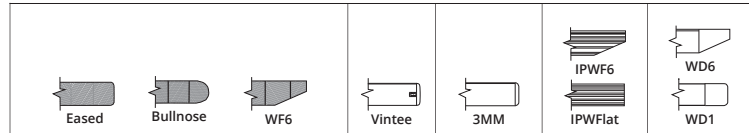



Description	Top Size			Model #	\$ List Price								Unpkgd. Wgt. #
	W	L	H		Maple	Hickory, White Oak	Walnut, Mixed Woods	Vinyl	Edgeband	Laminate Overlay	Wood Edges		
	24"	24"	30"	CA-24-24-SQ-30	784	1485	1663	518	634	705	1003	44	
	30"	30"	30"	CA-30-30-SQ-30	1078	1822	2040	590	764	768	1289	57	
	36"	36"	30"	CA-36-36-SQ-30	1429	2210	2475	744	903	1007	1555	92	
	24"	24"	36"	CA-24-24-SQ-36	869	1570	1748	603	719	790	1088		
	30"	30"	36"	CA-30-30-SQ-36	1163	1907	2125	675	849	853	1374		
	36"	36"	36"	CA-36-36-SQ-36	1514	2295	2560	829	988	1092	1640		
	24"	24"	36"	CA-24-24-SQ-36-FR	954	1655	1833	688	804	875	1173		
	30"	30"	36"	CA-30-30-SQ-36-FR	1248	1992	2210	760	934	938	1459		
	36"	36"	36"	CA-36-36-SQ-36-FR	1599	2380	2645	914	1073	1177	1725		
	24"	24"	42"	CA-24-24-SQ-42	869	1570	1748	603	719	790	1088		
	30"	30"	42"	CA-30-30-SQ-42	1163	1907	2125	675	849	853	1374		
	36"	36"	42"	CA-36-36-SQ-42	1514	2295	2560	829	988	1092	1640		
	24"	24"	42"	CA-24-24-SQ-42-FR	954	1655	1833	688	804	875	1173		
	30"	30"	42"	CA-30-30-SQ-42-FR	1248	1992	2210	760	934	938	1459		
	36"	36"	42"	CA-36-36-SQ-42-FR	1599	2380	2645	914	1073	1177	1725		
	42"	42"	30"	CA-42-42-SQ-30	2078	2937	3288	1095	1291	1517	2143		
	48"	48"	30"	CA-48-48-SQ-30	2526	3616	4050	1266	1471	1799	2453		


CASSANDRA TABLES — RECTANGULAR TABLES - 30", 36", 42" HIGH


Solid Wood Table Edge Options


Laminate Table Top Edge Options




Description	Top Size			Model #	\$ List Price							Unpkgd. Wgt. #
	W	L	H		Maple	Hickory, White Oak	Walnut, Mixed Woods	Vinyl	Edgeband	Laminate Overlay	Wood Edges	
30" High, Rectangular Cassandra Table 	24"	30"	30"	CA-24-30-RT-30	916	1638	1835	549	696	678	1127	50
	24"	36"	30"	CA-24-36-RT-30	1060	1741	1950	584	743	754	1251	56
	24"	42"	30"	CA-24-42-RT-30	1168	1823	2043	618	805	865	1343	70
	24"	48"	30"	CA-24-48-RT-30	1296	1930	2161	714	828	974	1512	76
	36"	42"	30"	CA-36-42-RT-30	1613	2319	2598	817	969	1174	1622	116

Description	Top Size			Model #	\$ List Price							Unpkgd. Wgt. #
	W	L	H		Maple	Hickory, White Oak	Walnut, Mixed Woods	Vinyl	Edgeband	Laminate Overlay	Wood Edges	
36" High, Rectangular Cassandra Table 	24"	30"	36"	CA-24-30-RT-36	1001	1723	1920	634	781	763	1212	
	24"	36"	36"	CA-24-36-RT-36	1145	1826	2035	669	828	839	1336	
	24"	42"	36"	CA-24-42-RT-36	1253	1908	2128	703	890	950	1428	
	24"	48"	36"	CA-24-48-RT-36	1636	2270	2501	1054	1168	1314	1852	
	36"	42"	36"	CA-36-42-RT-36	1953	2659	2938	1157	1309	1514	1962	

Description	Top Size			Model #	\$ List Price							Unpkgd. Wgt. #
	W	L	H		Maple	Hickory, White Oak	Walnut, Mixed Woods	Vinyl	Edgeband	Laminate Overlay	Wood Edges	
36" High, Rectangular Cassandra Table With Foot Ring 	24"	30"	36"	CA-24-30-RT-36-FR	1086	1808	2005	719	866	848	1297	
	24"	36"	36"	CA-24-36-RT-36-FR	1230	1911	2120	754	913	924	1421	
	24"	42"	36"	CA-24-42-RT-36-FR	1338	1993	2213	788	975	1035	1513	

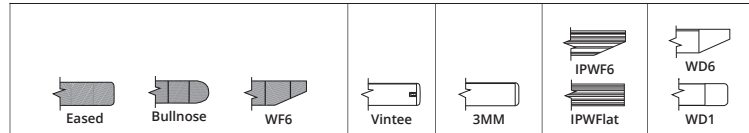
Description	Top Size			Model #	\$ List Price							Unpkgd. Wgt. #
	W	L	H		Maple	Hickory, White Oak	Walnut, Mixed Woods	Vinyl	Edgeband	Laminate Overlay	Wood Edges	
42" High, Rectangular Cassandra Table 	24"	30"	42"	CA-24-30-RT-42	1001	1723	1920	634	781	763	1212	
	24"	36"	42"	CA-24-36-RT-42	1145	1826	2035	669	828	839	1336	
	24"	42"	42"	CA-24-42-RT-42	1253	1908	2128	703	890	950	1428	
	24"	48"	42"	CA-24-48-RT-42	1636	2270	2501	1054	1168	1314	1852	
	36"	42"	42"	CA-36-42-RT-42	1953	2659	2938	1157	1309	1514	1962	


Description	Top Size			Model #	\$ List Price							Unpkgd. Wgt. #
	W	L	H		Maple	Hickory, White Oak	Walnut, Mixed Woods	Vinyl	Edgeband	Laminate Overlay	Wood Edges	
42" High, Rectangular Cassandra Table With Foot Ring 	24"	30"	42"	CA-24-30-RT-42-FR	1086	1808	2005	719	866	848	1297	
	24"	36"	42"	CA-24-36-RT-42-FR	1230	1911	2120	754	913	924	1421	
	24"	42"	42"	CA-24-42-RT-42-FR	1338	1993	2213	788	975	1035	1513	


CASSANDRA TABLES — RECTANGULAR TABLES - 30", 36", 42" HIGH


Solid Wood Table Edge Options

Laminate Table Top Edge Options



Description	Top Size			Model #	\$ List Price							Unpkgd. Wgt. #
	W	L	H		Maple	Hickory, White Oak	Walnut, Mixed Woods	Vinyl	Edgeband	Laminate Overlay	Wood Edges	
30" High, Rectangular Cassandra Table With Four Columns 	36"	48"	30"	CA-36-48-RT-30	2051	2895	3243	1090	1286	1475	2115	
	42"	48"	30"	CA-42-48-RT-30	2262	3228	3615	1198	1423	1653	2262	

Description	Top Size			Model #	\$ List Price							Unpkgd. Wgt. #
	W	L	H		Maple	Hickory, White Oak	Walnut, Mixed Woods	Vinyl	Edgeband	Laminate Overlay	Wood Edges	
30" High, Rectangular Cassandra Table With T-Legs 	24"	60"	30"	CA-24-60-RT-30	1812	2534	2838	842	1187	1177	1503	
	24"	72"	30"	CA-24-72-RT-30	2023	2864	3207	945	1267	1337	1733	
	30"	48"	30"	CA-30-48-RT-30	1834	2558	2865	857	1249	1172	1520	
	30"	60"	30"	CA-30-60-RT-30	2141	3022	3384	932	1322	1358	1785	
	30"	72"	30"	CA-30-72-RT-30	2409	3437	3849	1045	1403	1567	2076	

Description	Top Size			Model #	\$ List Price							Unpkgd. Wgt. #
	W	L	H		Maple	Hickory, White Oak	Walnut, Mixed Woods	Vinyl	Edgeband	Laminate Overlay	Wood Edges	
30" High, Rectangular Cassandra Table With Double T-Legs 	36"	60"	30"	CA-36-60-RT-30	2476	3516	3937	1205	1043	1735	2254	
	36"	72"	30"	CA-36-72-RT-30	2793	4013	4495	1311	1142	1957	2571	
	42"	60"	30"	CA-42-60-RT-30	2870	4084	4574	1388	1728	1957	2703	



About the Collection

The Jerome Table features an X-shaped, T-shaped, or 4-column X-shaped steel base with a circular steel column and visible glides. The Ellipse series is available in round, square, or rectangle top shapes. Choose between 30" (dining), 36" (counter), or 42" (bar) height.

Standard Features

- Tops are available in square, round, or rectangular shapes
- Available top materials include solid wood in a variety of species and finishes or laminate tops of your choosing
- X-shaped, T-shaped, or 4 column X-shaped steel base with a circular steel column
- The base is finished in the metal finish of your choice
- Adjustable glides

Options & Accessories

Purse Shelf: Vintee Surfaces	124	\$250
Self-Leveling Glides	124	\$14/T-Base, \$24/X-Base
Table-Flip Mechanism	124	\$140/Base
Table-Fold Mechanism	124	\$250/Table
Table Connectors	124	\$75/Connection

Required to Order

1. Model Number and Description
2. Wood or Laminate Top Finish
3. Table Top Edge Profile
4. Table Base Finish
5. Options, if selected (above)
6. Glides, if other than standard listed

Example:

JE-24-24-SQ-36, Table, Jerome, JE, 24-24, Square Shape, Counter Height, Solid Wood Top, Maple, Eased Edge, Olive Green Base & Column

Notes & Tips





- * When specifying self-leveling glides, overall height of table increases by 1/4"
 - * Assembly required
 - * Please note, round and square tops that are larger than 36" will require an additional column or base
- The following laminate tops are produced with a 2-pc top. Laminate with woodgrain pattern can not be guaranteed to have a perfect match of the grain pattern. Solid laminate recommended.
- * Exposed ply edge: 54", 60", 72"
 - * Vinyl & wood edge: 72"

JEROME TABLES — ROUND TABLES - 30", 36", 42" HIGH

Solid Wood Table Edge Options

Laminate Table Top Edge Options

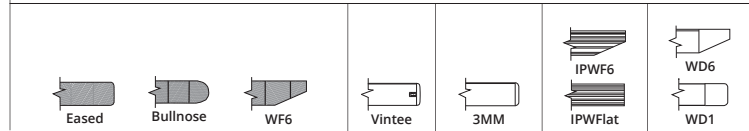



Description	Top Size			\$ List Price							Unpkgd. Wgt. #
	Dia.	H	Model #	Maple	Hickory, White Oak	Walnut, Mixed Woods	Vinyl	Edgeband	Laminate Overlay	Wood Edges	
30" High, Round Jerome Table 	24" dia.	30"	JE-24-24-RD-30	790	1492	1672	587	626	762	1125	44
	30" dia.	30"	JE-30-30-RD-30	1039	1776	1990	665	701	995	1374	57
	36" dia.	30"	JE-36-36-RD-30	1356	2125	2380	774	830	1263	1663	75
36" High, Round Jerome Table 	24" dia.	36"	JE-24-24-RD-36	875	1577	1757	672	711	847	1210	
	30" dia.	36"	JE-30-30-RD-36	1124	1861	2075	750	786	1080	1459	
	36" dia.	36"	JE-36-36-RD-36	1441	2210	2465	859	915	1348	1748	
36" High, Round Jerome Table With Foot Ring 	24" dia.	36"	JE-24-24-RD-36-FR	960	1662	1842	757	796	932	1295	
	30" dia.	36"	JE-30-30-RD-36-FR	1209	1946	2160	835	871	1165	1544	
	36" dia.	36"	JE-36-36-RD-36-FR	1526	2295	2550	944	1000	1433	1833	
42" High, Round Jerome Table 	24" dia.	42"	JE-24-24-RD-42	875	1577	1757	672	711	847	1210	
	30" dia.	42"	JE-30-30-RD-42	1124	1861	2075	750	786	1080	1459	
	36" dia.	42"	JE-36-36-RD-42	1441	2210	2465	859	915	1348	1748	


JEROME TABLES — ROUND TABLES - 30", 36", 42" HIGH


Solid Wood Table Edge Options


Laminate Table Top Edge Options



Description	Top Size		\$ List Price								Unpkgd. Wgt. #
	Dia.	H	Model #	Maple	Hickory, White Oak	Walnut, Mixed Woods	Vinyl	Edgeband	Laminate Overlay	Wood Edges	
42" High, Round Jerome Table With Foot Ring 	24" dia.	42"	JE-24-24-RD-42-FR	960	1662	1842	757	796	932	1295	
	30" dia.	42"	JE-30-30-RD-42-FR	1209	1946	2160	835	871	1165	1544	
	36" dia.	42"	JE-36-36-RD-42-FR	1526	2295	2550	944	1000	1433	1833	

Description	Top Size		\$ List Price								Unpkgd. Wgt. #
	Dia.	H	Model #	Maple	Hickory, White Oak	Walnut, Mixed Woods	Vinyl	Edgeband	Laminate Overlay	Wood Edges	
30" High, Round Jerome Table With Four Columns 	42" dia.	30"	JE-42-42-RD-30	1817	2629	2945	964	1036	1762	2189	
	48" dia.	30"	JE-48-48-RD-30	2544	3638	4075	1376	1467	2312	2776	
	54" dia.	30"	JE-54-54-RD-30	3063	4418	4948	1626	1747	2928	3563	
	60" dia.	30"	JE-60-60-RD-30	3691	5352	5995	1876	2066	3146	3775	
	72" dia.	30"	JE-72-72-RD-30	4248	6452	7227	1838	N/A	3589	4128	

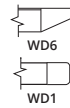
Description	Top Size		\$ List Price								Unpkgd. Wgt. #
	Dia.	H	Model #	Maple	Hickory, White Oak	Walnut, Mixed Woods	Vinyl	Edgeband	Laminate Overlay	Wood Edges	
36" High, Round Jerome Table With Four Columns 	42" dia.	36"	JE-42-42-RD-36	2157	2969	3285	1304	1376	2102	2529	







Description	Top Size		\$ List Price								Unpkgd. Wgt. #
	Dia.	H	Model #	Maple	Hickory, White Oak	Walnut, Mixed Woods	Vinyl	Edgeband	Laminate Overlay	Wood Edges	
42" High, Round Jerome Table With Four Columns 	42" dia.	42"	JE-42-42-RD-42	2157	2969	3285	1304	1376	2102	2529	

JEROME TABLES — SQUARE TABLES - 30", 36", 42" HIGH

Solid Wood Table Edge Options

Laminate Table Top Edge Options

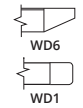



Description	Top Size			Model #	\$ List Price							Unpkgd. Wgt. #
	W	L	H		Maple	Hickory, White Oak	Walnut, Mixed Woods	Vinyl	Edgeband	Laminate Overlay	Wood Edges	
	24"	24"	30"	JE-24-24-SQ-30	784	1485	1663	597	634	675	815	44
	30"	30"	30"	JE-30-30-SQ-30	1037	1774	1987	665	724	826	1043	57
	36"	36"	30"	JE-36-36-SQ-30	1356	2125	2380	806	873	1054	1353	75
	24"	24"	36"	JE-24-24-SQ-36	869	1570	1748	682	719	760	900	
	30"	30"	36"	JE-30-30-SQ-36	1122	1859	2072	750	809	911	1128	
	36"	36"	36"	JE-36-36-SQ-36	1441	2210	2465	891	958	1139	1438	
	24"	24"	36"	JE-24-24-SQ-36-FR	954	1655	1833	767	804	845	985	
	30"	30"	36"	JE-30-30-SQ-36-FR	1207	1944	2157	835	894	996	1213	
	36"	36"	36"	JE-36-36-SQ-36-FR	1526	2295	2550	976	1043	1224	1523	
	24"	24"	42"	JE-24-24-SQ-42	869	1570	1748	682	719	760	900	
	30"	30"	42"	JE-30-30-SQ-42	1122	1859	2072	750	809	911	1128	
	36"	36"	42"	JE-36-36-SQ-42	1441	2210	2465	891	958	1139	1438	
	24"	24"	42"	JE-24-24-SQ-42-FR	954	1655	1833	767	804	845	985	
	30"	30"	42"	JE-30-30-SQ-42-FR	1207	1944	2157	835	894	996	1213	
	36"	36"	42"	JE-36-36-SQ-42-FR	1526	2295	2550	976	1043	1224	1523	
	42"	42"	30"	JE-42-42-SQ-30	2078	2937	3288	1242	1377	1641	2163	
	48"	48"	30"	JE-48-48-SQ-30	2526	3616	4050	1432	1557	1933	2496	


JEROME TABLES — RECTANGULAR TABLES - 30", 36", 42" HIGH


Solid Wood Table Edge Options


Laminate Table Top Edge Options




Description	Top Size			Model #	\$ List Price							Unpkgd. Wgt. #
	W	L	H		Maple	Hickory, White Oak	Walnut, Mixed Woods	Vinyl	Edgeband	Laminate Overlay	Wood Edges	
 30" High, Rectangular Jerome Table	24"	30"	30"	JE-24-30-RT-30	884	1601	1793	628	662	747	915	50
	24"	36"	30"	JE-24-36-RT-30	1028	1704	1907	661	711	822	1017	56

Description	Top Size			Model #	\$ List Price							Unpkgd. Wgt. #
	W	L	H		Maple	Hickory, White Oak	Walnut, Mixed Woods	Vinyl	Edgeband	Laminate Overlay	Wood Edges	
 36" High, Rectangular Jerome Table	24"	30"	36"	JE-24-30-RT-36	969	1686	1878	713	747	832	1000	
	24"	36"	36"	JE-24-36-RT-36	1113	1789	1992	746	796	907	1102	

Description	Top Size			Model #	\$ List Price							Unpkgd. Wgt. #
	W	L	H		Maple	Hickory, White Oak	Walnut, Mixed Woods	Vinyl	Edgeband	Laminate Overlay	Wood Edges	
 36" High, Rectangular Jerome Table With Foot Ring	24"	30"	36"	JE-24-30-RT-36-FR	1054	1771	1963	798	832	917	1085	
	24"	36"	36"	JE-24-36-RT-36-FR	1198	1874	2077	831	881	992	1187	

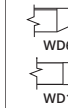
Description	Top Size			Model #	\$ List Price							Unpkgd. Wgt. #
	W	L	H		Maple	Hickory, White Oak	Walnut, Mixed Woods	Vinyl	Edgeband	Laminate Overlay	Wood Edges	
 42" High, Rectangular Jerome Table	24"	30"	42"	JE-24-30-RT-42	969	1686	1878	713	747	832	1000	
	24"	36"	42"	JE-24-36-RT-42	1113	1789	1992	746	796	907	1102	

Description	Top Size			Model #	\$ List Price							Unpkgd. Wgt. #
	W	L	H		Maple	Hickory, White Oak	Walnut, Mixed Woods	Vinyl	Edgeband	Laminate Overlay	Wood Edges	
 42" High, Rectangular Jerome Table With Foot Ring	24"	30"	42"	JE-24-30-RT-42-FR	1054	1771	1963	798	832	917	1085	
	24"	36"	42"	JE-24-36-RT-42-FR	1198	1874	2077	831	881	992	1187	

JEROME TABLES — RECTANGULAR TABLES - 30", 36", 42" HIGH

Solid Wood Table Edge Options

Laminate Table Top Edge Options



Eased

Bullnose


WF6


Vintee


3MM

IPWF6
IPWFlat

WD6
WD1

Description	Top Size			Model #	\$ List Price							Unpkgd. Wgt. #
	W	L	H		Maple	Hickory, White Oak	Walnut, Mixed Woods	Vinyl	Edgeband	Laminate Overlay	Wood Edges	
30" High, Rectangular Jerome Table With T-Legs 	24"	42"	30"	JE-24-42-RT-30	1144	1797	2012	705	785	935	1128	70
	24"	48"	30"	JE-24-48-RT-30	1253	1880	2106	713	785	957	1206	76
	24"	60"	30"	JE-24-60-RT-30	1812	2534	2838	1153	1229	1464	1800	
	24"	72"	30"	JE-24-72-RT-30	2023	2864	3207	1233	1311	1470	2000	
	30"	60"	30"	JE-30-60-RT-30	2076	2946	3300	1264	1402	1661	2094	
	30"	72"	30"	JE-30-72-RT-30	2342	3359	3763	1347	1483	1837	2343	

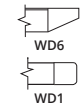
Description	Top Size			Model #	\$ List Price							Unpkgd. Wgt. #
	W	L	H		Maple	Hickory, White Oak	Walnut, Mixed Woods	Vinyl	Edgeband	Laminate Overlay	Wood Edges	
36" High, Rectangular Jerome Table with T-Legs 	24"	42"	36"	JE-24-42-RT-36	1314	1967	2182	875	955	1105	1298	
	24"	48"	36"	JE-24-48-RT-36	1423	2050	2276	883	955	1127	1376	


Description	Top Size			Model #	\$ List Price							Unpkgd. Wgt. #
	W	L	H		Maple	Hickory, White Oak	Walnut, Mixed Woods	Vinyl	Edgeband	Laminate Overlay	Wood Edges	
42" High, Rectangular Jerome Table with T-Legs 	24"	42"	42"	JE-24-42-RT-42	1314	1967	2182	875	955	1105	1298	
	24"	48"	42"	JE-24-48-RT-42	1423	2050	2276	883	955	1127	1376	


JEROME TABLES — RECTANGULAR TABLES - 30", 36", 42" HIGH


Solid Wood Table Edge Options

Laminate Table Top Edge Options



Description	Top Size			Model #	\$ List Price							Unpkgd. Wgt. #
	W	L	H		Maple	Hickory, White Oak	Walnut, Mixed Woods	Vinyl	Edgeband	Laminate Overlay	Wood Edges	
30" High, Rectangular Jerome Table With Double T-Legs 	36"	42"	30"	JE-36-42-RT-30	1863	2616	2929	1211	1288	1542	1915	116
	36"	60"	30"	JE-36-60-RT-30	2539	3592	4023	1536	1682	2031	2556	
	36"	72"	30"	JE-36-72-RT-30	2860	4092	4583	1639	1782	2243	2855	
	42"	48"	30"	JE-42-48-RT-30	2433	3427	3839	1619	1747	2061	2652	
	42"	60"	30"	JE-42-60-RT-30	2805	4006	4488	1709	1825	2243	2983	

Description	W	L	H	Model #	\$ List Price							Unpkgd. Wgt. #
					Maple	Hickory, White Oak	Walnut, Mixed Woods	Vinyl	Edgeband	Laminate Overlay	Wood Edges	
36" High, Rectangular Jerome Table With Double T-Legs 	36"	42"	36"	JE-36-42-RT-36	2203	2956	3269	1551	1628	1882	2255	

Description	W	L	H	Model #	\$ List Price							Unpkgd. Wgt. #
					Maple	Hickory, White Oak	Walnut, Mixed Woods	Vinyl	Edgeband	Laminate Overlay	Wood Edges	
42" High, Rectangular Jerome Table with Double T-Legs 	36"	42"	42"	JE-36-42-RT-42	2203	2956	3269	1551	1628	1882	2255	



About the Collection

Onesima Tables feature soft, organic top and steel base forms. Round, Square, Soft Square, Rectangular and D-Shape Tables available in 30" (dining), 36" (counter) and 42" (bar) height options.

Standard Features

- Top shapes in round, square, soft square, rectangular and D-shape all with soft, radius corners
- Top material choices in solid wood and laminate with flat or refined, knife edge profile
- Laminate tops with exposed plywood edge or 3mm edgeband options
- 3" round column (except for 60" round table, which has a 5" column) with base plate that matches top shape, all with rounded corners
- Base and column can be specified in different metal finishes, for an upcharge
- Optional power module, to keep mobile devices charged. Black or white finish available
- Plastic glides for durability, 1/2" H for clearance
- Assembly required

Power Module Options

The modules are centered over the column with cord management through the column and exits at the base. Base clearance is 1/2"H to allow for cord management.

USB A/C Module

This module has one USB-A and one USB-C 5V charging port and a 72"L power cord with 15-amp plug. The 15-amp plug includes a built-in transformer measuring 2 1/8"D x 1 1/2"W x 3 1/2"H. The module is available in Black or White Finishes. Available on all table sizes, except 60" Round.

Power Module

The power module comes with one simplex receptacle and one USB-A/C combination charging port. The power cord is 72"L with a standard 15-amp plug. Black and White finish choices. Available on the 60" Round table only.



Options & Accessories

Table base and column, painted in different metal finishes	124	\$50
Simple, USB A/C module with 72" power cord for tables — except 60" Round One or two modules can be specified on 30 x 60 and 30 x 72 tables with two columns	124	\$375 per module
Power Module, one simplex and USB A/C with 72" cord (for 60" round, only)	124	\$500

Required to Order

1. Model Number and Description
2. Wood or Laminate Top Finish
3. Table Top Edge Profile
4. Table Base Finish
5. Options, if selected (above)

Example:

ONE-36-36-SSQ-30, Onesima — Table, 36-36, Soft Square, 30" High, Solid Wood Top, Maple, WF6 Knife Edge, Natural, Cement Grey Base and Column

Notes & Tips




- * 30 x 60 and 36 x 72 Tables with two columns can specify either one or two Simple USB A/C modules. Modules are positioned over the column.
- * Laminate tops with 3mm edgeband are 1" thick.
- * 60" Table with exposed ply edge is produced with a 2-pc top. Laminate with woodgrain pattern can not be guaranteed to have a perfect match of the grain pattern. Solid laminate recommended.

ONESIMA TABLES — ROUND TABLES - 30", 36", 42" HIGH

Solid Wood Table Edge Options

Laminate Table Top Edge Options




DESCRIPTION	TOP SIZE		Model #	\$ LIST PRICE					UNPKG.D. WGT. #
	Dia.	H		Maple	Hickory, White Oak	Walnut, Mixed Woods	Edgeband	Laminate Overlay	
30" High, Round Onesima Table 	24" dia.	30"	ONE-24-24-RD-30	839	1557	1742	707	863	
	30" dia.	30"	ONE-30-30-RD-30	1099	1858	2075	811	1227	
	36" dia.	30"	ONE-36-36-RD-30	1411	2212	2456	915	1435	
	42" dia.	30"	ONE-42-42-RD-30	1962	3042	3407	1305	2023	
	48" dia.	30"	ONE-48-48-RD-30	2504	3881	4347	1721	2582	
	60" dia.	30"	ONE-60-60-RD-30	3481	5394	6042	2392	3588	
36" High, Round Onesima Table 	24" dia.	36"	ONE-24-24-RD-36	924	1642	1827	792	948	
	30" dia.	36"	ONE-30-30-RD-36	1184	1943	2160	896	1312	
	36" dia.	36"	ONE-36-36-RD-36	1496	2297	2541	1000	1520	
	42" dia.	36"	ONE-42-42-RD-36	2047	3127	3492	1390	2108	
	48" dia.	36"	ONE-48-48-RD-36	2589	3966	4432	1806	2667	
	42" High, Round Onesima Table 	24" dia.	42"	ONE-24-24-RD-42	924	1642	1827	792	948
30" dia.		42"	ONE-30-30-RD-42	1184	1943	2160	896	1312	
36" dia.		42"	ONE-36-36-RD-42	1496	2297	2541	1000	1520	
42" dia.		42"	ONE-42-42-RD-42	2047	3127	3492	1390	2108	
48" dia.		42"	ONE-48-48-RD-42	2589	3966	4432	1806	2667	


ONESIMA TABLES — SOFT SQUARE TABLES - 30", 36", 42" HIGH


Solid Wood Table Edge Options

Laminate Table Top Edge Options



DESCRIPTION	TOP SIZE			Model #	\$ LIST PRICE					UNPKGD. WGT. #
	W	L	H		Maple	Hickory, White Oak	Walnut, Mixed Woods	Edgeband	Laminate Overlay	
30" High, Soft Square Onesima Table 	24"	24"	30"	ONE-24-24-SSQ-30	839	1557	1742	707	863	
	30"	30"	30"	ONE-30-30-SSQ-30	1099	1858	2075	1811	1227	
	36"	36"	30"	ONE-36-36-SSQ-30	1411	2212	2456	915	1435	
	42"	42"	30"	ONE-42-42-SSQ-30	1962	3042	3407	1305	2023	

DESCRIPTION	TOP SIZE			Model #	\$ LIST PRICE					UNPKGD. WGT. #
	W	L	H		Maple	Hickory, White Oak	Walnut, Mixed Woods	Edgeband	Laminate Overlay	
36" High, Soft Square Onesima Table 	24"	24"	36"	ONE-24-24-SSQ-36	924	1642	1827	792	948	
	30"	30"	36"	ONE-30-30-SSQ-36	1184	1943	2160	896	1312	
	36"	36"	36"	ONE-36-36-SSQ-36	1496	2297	2541	1000	1520	
	42"	42"	36"	ONE-42-42-SSQ-36	2047	3127	3492	1390	2108	




DESCRIPTION	TOP SIZE			Model #	\$ LIST PRICE					UNPKGD. WGT. #
	W	L	H		Maple	Hickory, White Oak	Walnut, Mixed Woods	Edgeband	Laminate Overlay	
42" High, Soft Square Onesima Table 	24"	24"	42"	ONE-24-24-SSQ-42	924	1642	1827	792	948	
	30"	30"	42"	ONE-30-30-SSQ-42	1184	1943	2160	896	1312	
	36"	36"	42"	ONE-36-36-SSQ-42	1496	2297	2541	1000	1520	
	42"	42"	42"	ONE-42-42-SSQ-42	2047	3127	3492	1390	2108	

ONESIMA TABLES — SQUARE TABLES - 30", 36", 42" HIGH

Solid Wood Table Edge Options

Laminate Table Top Edge Options










DESCRIPTION	TOP SIZE			Model #	\$ LIST PRICE					UNPKG.D. WGT. #
	W	L	H		Maple	Hickory, White Oak	Walnut, Mixed Woods	Edgeband	Laminate Overlay	
30" High, Square Onesima Table 	24"	24"	30"	ONE-24-24-SQR-30	839	1557	1742	707	863	
	30"	30"	30"	ONE-30-30-SQR-30	1099	1858	2075	811	1227	
	36"	36"	30"	ONE-36-36-SQR-30	1411	2212	2456	915	1435	
	42"	42"	30"	ONE-42-42-SQR-30	1962	3042	3407	1305	2032	
36" High, Square Onesima Table 	24"	24"	36"	ONE-24-24-SQR-36	942	1682	1827	792	948	
	30"	30"	36"	ONE-30-30-SQR-36	1184	1943	2160	896	1312	
	36"	36"	36"	ONE-36-36-SQR-36	1496	2297	2541	1000	1520	
	42"	42"	36"	ONE-42-42-SQR-36	2047	3127	3492	1390	2108	
42" High, Square Onesima Table 	24"	24"	42"	ONE-24-24-SQR-42	1009	1727	1912	877	1033	
	30"	30"	42"	ONE-30-30-SQR-42	1269	2028	2245	981	1397	
	36"	36"	42"	ONE-36-36-SQR-42	1581	2382	2626	1085	1605	
	42"	42"	42"	ONE-42-42-SQR-42	2132	3212	3577	1475	2193	

ONESIMA TABLES — RECTANGULAR TABLES - 30", 36", 42" HIGH

Solid Wood Table Edge Options

Laminate Table Top Edge Options



DESCRIPTION	TOP SIZE			Model #	\$ LIST PRICE					UNPKGD. WGT. #
	W	L	H		Maple	Hickory, White Oak	Walnut, Mixed Woods	Edgeband	Laminate Overlay	
30" High, Rectangular Onesima Table 	24"	30"	30"	ONE-24-30-RTR-30	1014	1622	1817	759	1045	
	24"	36"	30"	ONE-24-36-RTR-30	1115	1784	1998	811	1149	
	30"	36"	30"	ONE-30-36-RTR-30	1216	1945	2179	889	1253	
36" High, Rectangular Onesima Table 	24"	30"	36"	ONE-24-30-RTR-36	1099	1707	1902	844	1130	
	24"	36"	36"	ONE-24-36-RTR-36	1200	1869	2083	896	1234	
	30"	36"	36"	ONE-30-36-RTR-36	1301	2030	2264	974	1338	
42" High, Rectangular Onesima Table 	24"	30"	42"	ONE-24-30-RTR-42	1099	1707	1902	844	1130	
	24"	36"	42"	ONE-24-36-RTR-42	1200	1869	2083	896	1234	
	30"	36"	42"	ONE-30-36-RTR-42	1301	2030	2264	974	1338	
30" High, Rectangular Onesima Table with Two Bases 	30"	60"	30"	ONE-30-60-SRT-30	2021	3233	3621	1541	2083	
	36"	72"	30"	ONE-36-72-SRT-30	2564	4102	4594	1739	2643	
36" High, Rectangular Onesima Table with Two Bases 	30"	60"	36"	ONE-30-60-SRT-36	2191	3403	3791	1711	2253	
	36"	72"	36"	ONE-36-72-SRT-36	2734	4272	4764	1909	2813	
42" High, Rectangular Onesima Table with Two Bases 	30"	60"	42"	ONE-30-60-SRT-42	2191	3403	3791	1711	2253	
	36"	72"	42"	ONE-36-72-SRT-42	2734	4272	4764	1909	2813	
30" High, Rectangular Onesima Table — D-Shape 	24"	30"	30"	ONE-24-30-D-30	1102	1711	1905	848	1134	
	24"	36"	30"	ONE-24-36-D-30	1203	1872	2086	900	1238	
	30"	36"	30"	ONE-30-36-D-30	1304	2033	2267	978	1342	



About the Collection

The Rambo Table features a circular or square steel base with a circular steel column. The Rambo series is available in round, square, or rectangle top shapes. Choose between 30" (dining), 36" (counter), or 42" (bar) height.

Standard Features

- Tops are available in square, round, or rectangular shapes
- Available top materials include solid wood in a variety of species and finishes or laminate tops of your choosing
- 3" round steel column
- Circular steel base with a circular steel column
- Base is finished in the metal finish of your choice
- Felt glides

Options & Accessories

Purse Shelf: Vintee Surfaces	124	\$250 List
Table-Flip Mechanism	124	\$140/Base
Table Connectors	124	\$75/Connection

Required to Order

1. Model Number and Description
2. Wood or Laminate Top Finish
3. Table Top Edge Profile
4. Table Base Finish
5. Options, if selected (above)

Example:

RAM-24-24-SQ-36, Table, Rambo, RAM, 24-24, Square Shape, Counter Height, Solid Wood Top, Maple, Eased Edge, Olive Green Base & Column

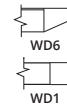
Notes & Tips


- * Assembly required
- * Please note, round and square tops that are larger than 36" will require an additional column or base
- * Square bases provide stability and are recommended for round top tables


RAMBO TABLES — ROUND TABLES - 30", 36", 42" HIGH


Solid Wood Table Edge Options


Laminate Table Top Edge Options




Description	Top Size			\$ List Price							Unpkgd. Wgt. #
	Dia.	H	Model #	Maple	Hickory, White Oak	Walnut, Mixed Woods	Vinyl	Edgeband	Laminate Overlay	Wood Edges	
30" High, Round Rambo Table 	24" dia.	30"	RAM-24-24-RD-30	832	1546	1733	718	717	913	1381	46
	30" dia.	30"	RAM-30-30-RD-30	1092	1846	2068	941	816	1299	1810	80
	36" dia.	30"	RAM-36-36-RD-30	1375	2155	2413	1059	922	1596	2144	93

Description	Top Size			\$ List Price							Unpkgd. Wgt. #
	Dia.	H	Model #	Maple	Hickory, White Oak	Walnut, Mixed Woods	Vinyl	Edgeband	Laminate Overlay	Wood Edges	
36" High, Round Rambo Table 	24" dia.	36"	RAM-24-24-RD-36	917	1631	1818	803	802	998	1466	
	30" dia.	36"	RAM-30-30-RD-36	1177	1931	2153	1026	901	1384	1895	
	36" dia.	36"	RAM-36-36-RD-36	1460	2240	2498	1144	1007	1681	2229	

Description	Top Size			\$ List Price							Unpkgd. Wgt. #
	Dia.	H	Model #	Maple	Hickory, White Oak	Walnut, Mixed Woods	Vinyl	Edgeband	Laminate Overlay	Wood Edges	
36" High, Round Rambo Table With Foot Ring 	24" dia.	36"	RAM-24-24-RD-36-FR	1002	1716	1903	888	887	1083	1551	
	30" dia.	36"	RAM-30-30-RD-36-FR	1262	2016	2238	1111	986	1469	1980	
	36" dia.	36"	RAM-36-36-RD-36-FR	1545	2325	2583	1229	1092	1766	2314	

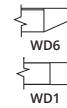
Description	Top Size			\$ List Price							Unpkgd. Wgt. #
	Dia.	H	Model #	Maple	Hickory, White Oak	Walnut, Mixed Woods	Vinyl	Edgeband	Laminate Overlay	Wood Edges	
42" High, Round Rambo Table 	24" dia.	42"	RAM-24-24-RD-42	917	1631	1818	803	802	998	1466	
	30" dia.	42"	RAM-30-30-RD-42	1177	1931	2153	1026	901	1384	1895	
	36" dia.	42"	RAM-36-36-RD-42	1460	2240	2498	1144	1007	1681	2229	


Description	Top Size			\$ List Price							Unpkgd. Wgt. #
	Dia.	H	Model #	Maple	Hickory, White Oak	Walnut, Mixed Woods	Vinyl	Edgeband	Laminate Overlay	Wood Edges	
42" High, Round Rambo Table With Foot Ring 	24" dia.	42"	RAM-24-24-RD-42-FR	1002	1716	1903	888	887	1083	1551	
	30" dia.	42"	RAM-30-30-RD-42-FR	1262	2016	2238	1111	986	1469	1980	
	36" dia.	42"	RAM-36-36-RD-42-FR	1545	2325	2583	1229	1092	1766	2314	


RAMBO TABLES — SQUARE TABLES - 30", 36", 42" HIGH


Solid Wood Table Edge Options


Laminate Table Top Edge Options




Description	Top Size			Model #	\$ List Price							Unpkgd. Wgt. #
	W	L	H		Maple	Hickory, White Oak	Walnut, Mixed Woods	Vinyl	Edgeband	Laminate Overlay	Wood Edges	
30" High, Square Rambo Table 	24"	24"	30"	RAM-24-24-SQ-30	800	1510	1691	718	701	804	962	51
	30"	30"	30"	RAM-30-30-SQ-30	1054	1798	2014	941	802	1113	1367	84
	36"	36"	30"	RAM-36-36-SQ-30	1358	2134	2390	1059	909	1326	1673	100

Description	Top Size			Model #	\$ List Price							Unpkgd. Wgt. #
	W	L	H		Maple	Hickory, White Oak	Walnut, Mixed Woods	Vinyl	Edgeband	Laminate Overlay	Wood Edges	
36" High, Square Rambo Table 	24"	24"	36"	RAM-24-24-SQ-36	885	1595	1776	803	786	889	1047	
	30"	30"	36"	RAM-30-30-SQ-36	1139	1883	2099	1026	887	1198	1452	
	36"	36"	36"	RAM-36-36-SQ-36	1443	2219	2475	1144	994	1411	1758	

Description	Top Size			Model #	\$ List Price							Unpkgd. Wgt. #
	W	L	H		Maple	Hickory, White Oak	Walnut, Mixed Woods	Vinyl	Edgeband	Laminate Overlay	Wood Edges	
36" High, Square Rambo Table With Foot Ring 	24"	24"	36"	RAM-24-24-SQ-36-FR	970	1680	1861	888	871	974	1132	
	30"	30"	36"	RAM-30-30-SQ-36-FR	1224	1968	2184	1111	972	1283	1537	
	36"	36"	36"	RAM-36-36-SQ-36-FR	1528	2304	2560	1229	1079	1496	1843	

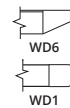
Description	Top Size			Model #	\$ List Price							Unpkgd. Wgt. #
	W	L	H		Maple	Hickory, White Oak	Walnut, Mixed Woods	Vinyl	Edgeband	Laminate Overlay	Wood Edges	
42" High, Square Rambo Table 	24"	24"	42"	RAM-24-24-SQ-42	885	1595	1776	803	786	889	1047	
	30"	30"	42"	RAM-30-30-SQ-42	1139	1883	2099	1026	887	1198	1452	
	36"	36"	42"	RAM-36-36-SQ-42	1443	2219	2475	1144	994	1411	1758	


Description	Top Size			Model #	\$ List Price							Unpkgd. Wgt. #
	W	L	H		Maple	Hickory, White Oak	Walnut, Mixed Woods	Vinyl	Edgeband	Laminate Overlay	Wood Edges	
42" High, Square Rambo Table With Foot Ring 	24"	24"	42"	RAM-24-24-SQ-42-FR	1055	1765	1946	973	956	1059	1217	
	30"	30"	42"	RAM-30-30-SQ-42-FR	1309	2053	2269	1196	1057	1368	1622	
	36"	36"	42"	RAM-36-36-SQ-42-FR	1613	2389	2645	1314	1164	1581	1928	


RAMBO TABLES — RECTANGULAR TABLES - 30", 36", 42" HIGH


Solid Wood Table Edge Options


Laminate Table Top Edge Options




Description	Top Size			Model #	\$ List Price							Unpkgd. Wgt. #
	W	L	H		Maple	Hickory, White Oak	Walnut, Mixed Woods	Vinyl	Edgeband	Laminate Overlay	Wood Edges	
 30" High, Rectangular Rambo Table	24"	30"	30"	RAM-24-30-RT-30	946	1680	1881	752	779	883	1075	65
	24"	36"	30"	RAM-24-36-RT-30	1068	1756	1967	787	811	961	1185	71
	30"	36"	30"	RAM-30-36-RT-30	1223	1938	2170	856	874	1066	1350	84

Description	Top Size			Model #	\$ List Price							Unpkgd. Wgt. #
	W	L	H		Maple	Hickory, White Oak	Walnut, Mixed Woods	Vinyl	Edgeband	Laminate Overlay	Wood Edges	
 36" High, Rectangular Rambo Table	24"	30"	36"	RAM-24-30-RT-36	1031	1765	1966	837	864	968	1160	
	24"	36"	36"	RAM-24-36-RT-36	1153	1841	2052	872	896	1046	1270	
	30"	36"	36"	RAM-30-36-RT-36	1308	2023	2255	941	959	1151	1435	

Description	Top Size			Model #	\$ List Price							Unpkgd. Wgt. #
	W	L	H		Maple	Hickory, White Oak	Walnut, Mixed Woods	Vinyl	Edgeband	Laminate Overlay	Wood Edges	
 36" High, Rectangular Rambo Table With Foot Ring	24"	30"	36"	RAM-24-30-RT-36-FR	1116	1850	2051	922	949	1053	1245	
	24"	36"	36"	RAM-24-36-RT-36-FR	1238	1926	2137	957	981	1131	1355	
	30"	36"	36"	RAM-30-36-RT-36-FR	1393	2108	2340	1026	1044	1236	1520	

Description	Top Size			Model #	\$ List Price							Unpkgd. Wgt. #
	W	L	H		Maple	Hickory, White Oak	Walnut, Mixed Woods	Vinyl	Edgeband	Laminate Overlay	Wood Edges	
 42" High, Rectangular Rambo Table	24"	30"	42"	RAM-24-30-RT-42	1031	1765	1966	837	864	968	1160	
	24"	36"	42"	RAM-24-36-RT-42	1153	1841	2052	872	896	1046	1270	
	30"	36"	42"	RAM-30-36-RT-42	1308	2023	2255	941	959	1151	1435	

Description	Top Size			Model #	\$ List Price							Unpkgd. Wgt. #
	W	L	H		Maple	Hickory, White Oak	Walnut, Mixed Woods	Vinyl	Edgeband	Laminate Overlay	Wood Edges	
 42" High, Rectangular Rambo Table With Foot Ring	24"	30"	42"	RAM-24-30-RT-42-FR	1116	1850	2051	922	949	1053	1245	
	24"	36"	42"	RAM-24-36-RT-42-FR	1238	1926	2137	957	981	1131	1355	
	30"	36"	42"	RAM-30-36-RT-42-FR	1393	2108	2340	1026	1044	1236	1520	

RAMBO TABLES — RECTANGULAR TABLES - 30", 36", 42" HIGH

Solid Wood Table Edge Options

Laminate Table Top Edge Options



Eased

Bullnose

WF6

Vintee


3MM


IPWF6


WD6

IPWFlat

WD1

Description	Top Size			Model #	\$ List Price							Unpkgd. Wgt. #
	W	L	H		Maple	Hickory, White Oak	Walnut, Mixed Woods	Vinyl	Edgeband	Laminate Overlay	Wood Edges	
30" High, Rectangular Rambo Table Two Columns One Base 	30"	42"	30"	RAM-30-42-RT-30	1332	1999	2239	957	916	1271	1606	121
	36"	42"	30"	RAM-36-42-RT-30	1592	2302	2578	1146	1035	1517	1914	121
	36"	48"	30"	RAM-36-48-RT-30	1744	2544	2850	1196	1078	1597	2046	130

Description	Top Size			Model #	\$ List Price							Unpkgd. Wgt. #
	W	L	H		Maple	Hickory, White Oak	Walnut, Mixed Woods	Vinyl	Edgeband	Laminate Overlay	Wood Edges	
36" High, Rectangular Rambo Table Two Columns One Base 	30"	42"	36"	RAM-30-42-RT-36	1417	2084	2324	1042	1001	1356	1691	
	36"	42"	36"	RAM-36-42-RT-36	1677	2387	2663	1231	1120	1602	1999	
	36"	48"	36"	RAM-36-48-RT-36	1829	2629	2935	1281	1163	1682	2131	


Description	Top Size			Model #	\$ List Price							Unpkgd. Wgt. #
	W	L	H		Maple	Hickory, White Oak	Walnut, Mixed Woods	Vinyl	Edgeband	Laminate Overlay	Wood Edges	
42" High, Rectangular Rambo Table Two Columns One Base 	30"	42"	42"	RAM-30-42-RT-42	1502	2169	2409	1127	1086	1441	1776	
	36"	42"	42"	RAM-36-42-RT-42	1762	2472	2748	1316	1205	1687	2084	
	36"	48"	42"	RAM-36-48-RT-42	1914	2714	3020	1366	1248	1767	2216	


RAMBO TABLES — RECTANGULAR TABLES - 30", 36", 42" HIGH


Solid Wood Table Edge Options


Laminate Table Top Edge Options




Description	Top Size			Model #	\$ List Price							Unpkgd. Wgt. #
	W	L	H		Maple	Hickory, White Oak	Walnut, Mixed Woods	Vinyl	Edgeband	Laminate Overlay	Wood Edges	
30" High, Rectangular Rambo Table Two Square Bases 	30"	60"	30"	RAM-30-60-RT-30	2053	2702	3026	1510	1388	1946	2437	
	30"	72"	30"	RAM-30-72-RT-30	2334	3103	3476	1750	1596	2286	2868	
	36"	60"	30"	RAM-36-60-RT-30	2366	3138	3514	1603	1530	1878	2426	
	36"	72"	30"	RAM-36-72-RT-30	2666	3577	4006	2000	1631	2662	3355	

Description	Top Size			Model #	\$ List Price							Unpkgd. Wgt. #
	W	L	H		Maple	Hickory, White Oak	Walnut, Mixed Woods	Vinyl	Edgeband	Laminate Overlay	Wood Edges	
36" High, Rectangular Rambo Table Two Square Bases 	30"	60"	36"	RAM-30-60-RT-36	2223	2872	3196	1680	1558	2116	2607	
	30"	72"	36"	RAM-30-72-RT-36	2504	3273	3646	1920	1766	2456	3038	
	36"	60"	36"	RAM-36-60-RT-36	2536	3308	3684	1773	1700	2048	2596	
	36"	72"	36"	RAM-36-72-RT-36	2836	3747	4176	2170	1801	2832	3525	

Description	Top Size			Model #	\$ List Price							Unpkgd. Wgt. #
	W	L	H		Maple	Hickory, White Oak	Walnut, Mixed Woods	Vinyl	Edgeband	Laminate Overlay	Wood Edges	
36" High, Rectangular Rambo Table Two Square Bases With Foot Ring 	30"	60"	36"	RAM-30-60-RT-36-FR	2393	3042	3366	1850	1728	2286	2777	
	30"	72"	36"	RAM-30-72-RT-36-FR	2674	3443	3816	2090	1936	2626	3208	
	36"	60"	36"	RAM-36-60-RT-36-FR	2706	3478	3854	1943	1870	2218	2766	
	36"	72"	36"	RAM-36-72-RT-36-FR	3006	3917	4346	2340	1971	3002	3695	

Description	Top Size			Model #	\$ List Price							Unpkgd. Wgt. #
	W	L	H		Maple	Hickory, White Oak	Walnut, Mixed Woods	Vinyl	Edgeband	Laminate Overlay	Wood Edges	
42" High, Rectangular Rambo Table Two Square Bases 	30"	60"	42"	RAM-30-60-RT-42	2223	2872	3196	1680	1558	2116	2607	
	30"	72"	42"	RAM-30-72-RT-42	2504	3273	3646	1920	1766	2456	3038	
	36"	60"	42"	RAM-36-60-RT-42	2536	3308	3684	1773	1700	2048	2596	
	36"	72"	42"	RAM-36-72-RT-42	2836	3747	4176	2170	1801	2832	3525	

Description	Top Size			Model #	\$ List Price							Unpkgd. Wgt. #
	W	L	H		Maple	Hickory, White Oak	Walnut, Mixed Woods	Vinyl	Edgeband	Laminate Overlay	Wood Edges	
42" High, Rectangular Rambo Table Two Square Bases With Foot Ring 	30"	60"	42"	RAM-30-60-RT-42-FR	2393	3042	3366	1850	1728	2286	2777	
	30"	72"	42"	RAM-30-72-RT-42-FR	2674	3443	3816	2090	1936	2626	3208	
	36"	60"	42"	RAM-36-60-RT-42-FR	2706	3478	3854	1943	1870	2218	2766	
	36"	72"	42"	RAM-36-72-RT-42-FR	3006	3917	4346	2340	1971	3002	3695	

POST LEG TABLES

CORE-DRILLED/BOLT-DOWN TABLES



About the Collection

The Core-Drilled/Bolt-Down Tables feature circular steel columns with a small circular steel fixed base. The Core-Drilled/Bolt-Down series is not sold with table tops. Choose between 30" (dining), 36" (counter), or 42" (bar) height. Table top not included.

Standard Features

- Circular steel column
- Column and base finished in the metal finish of your choice
- Labor saving attachment provides for easy assembly using a fixed, hardened 1/2" bolt that is hard welded into a heavy plate inside the bottom of the column
- Floor-mounting hardware and installation instructions are not included

Options & Accessories

Custom Height and Diameters Available

-

Call Factory for Pricing/Dimensions

Required to Order

1. Model Number and Description
2. Table Base Finish

Example:

CD3100-36 Core-drilled; Counter Height, Solid Wood Top-Maple, Eased, Parchment; Olive Green

Notes & Tips

- * Assembly required: consult your architect or general contractor for proper installation. Installation techniques vary based on floor material
- * Core Drill Base – Base is inserted into a hole and cemented or grouted in permanently. Please consult your architect or general contractor about installation.
- * Bolt Down Base – Base is secured to the floor with bolts (not included). Please consult your architect or general contractor about installation.
- * Call factory for custom heights
- * Call for shipping quote

CORE-DRILLED TABLE BASES — TOPS NOT INCLUDED - 30", 36", 42" HIGH

Description	Top Size				\$ List Price	Unpkgd. Wgt. #
	W	L	H	Model #		
30" High, Core Drilled Table Base			28.75"	CD3100-30	242	
36" High, Core Drilled Table Base			34.75"	CD3100-36	277	
36" High, Core Drilled Table Base With Foot Ring			34.75"	CD3100-36-FR	309	
42" High, Core Drilled Table Base			40.75"	CD3100-42	373	
42" High, Core Drilled Table Base With Foot Ring			40.75"	CD3100-42-FR	407	

BOLT-DOWN TABLE BASES — TOPS NOT INCLUDED - 30", 36", 42" HIGH

Description	Top Size				\$ List Price	Unpkgd. Wgt. #
	W	L	H	Model #		
30" High, Bolt-Down Table Base			28.75"	BD4100-30	242	
36" High, Bolt-Down Table Base			34.75"	BD4100-36	277	
36" High, Bolt-Down Table Base With Foot Ring			34.75"	BD4100-36-FR	309	
42" High, Bolt-Down Table Base			40.75"	BD4100-42	373	
42" High, Bolt-Down Table Base With Foot Ring			40.75"	BD4100-42-FR	407	



About the Collection

Opla Tables feature steel bases with perforated steel tops. Opla is suitable for indoor or outdoor use. The Opla series is available in round or square top shapes. Only available in 30" dining height.

Standard Features

- Perforated steel top
- Round steel frame
- Finished in metal finish of your choice
- Plastic glides

Required to Order

1. Model Number and Description
2. Metal Finish

Example:


Opla Round Table; OP30R; Honey Yellow

Notes & Tips


* High gloss and low gloss clear coat not available on Opla Table models

OPLA OUTDOOR TABLES — 30" HIGH

Description	Top Size			\$ List Price	Unpkgd. Wgt. #
	Dia.	H	Model #		
Round Opla Outdoor Table	30"	30"	OP30R	972	17



Description	W	L	H	Model #	\$ List Price	Unpkgd. Wgt. #
	Square Opla Outdoor Table	30"	30"	30"		



CANTILEVER TABLE

CANTILEVER COLLECTION



About the Collection

The Cantilever Table Collection consists of 2" square tube table mount frames in three sizes. Table top not included.

Standard Features

- 2" square tube steel frame
- 10", 19", and 33" variations
- Custom sizes available

Required to Order

1. Model Number and Description
2. Table Base Finish
3. Options, if selected (above)

Example:

7000 24" Cantilever Table Mount

Notes & Tips

- * Assembly required: consult your architect or general contractor for proper installation. Installation techniques vary based on floor material. Instructions and hardware not included.
- * Call factory for custom sizing
- * Call for shipping quote

CANTILEVER TABLE BASES — 16" HIGH

Description	Top Size				Model #	\$ List Price	Unpkgd. Wgt. #
	W	L	H				
24"-36" Cantilever Table Mount	18"	19"	16"		7000	350	



36"-54" Cantilever Table Mount	18"	33"	16"		7005	368	
--------------------------------	-----	-----	-----	--	------	-----	--



14"-20" Cantilever Table Mount	18"	10"	16"		7010	293	
--------------------------------	-----	-----	-----	--	------	-----	--



COMMUNAL TABLES



About the Collection

The Andrea Communal Table features an all-wood or all-laminate design. Choose between 30" (dining), 36" (counter), or 42" (bar) height.

Standard Features

- Tables can be made in wood or laminate
- Counter and bar height models require powder coated steel foot rest
- Adjustable glides

Options & Accessories

Light Distressing on Wood Tops	124	Call for Quote
Heavy Distressing on Wood Tops	124	Call for Quote

Required to Order

1. Model Number and Description
2. Wood or Laminate Top Finish
3. Table Top Edge Profile; When selecting IPWFlat, a wood finish is required
4. Powder Coat Finish and Foot Rest Finish (if applicable)
5. Options, if selected (above)

Example:

ADR-36-60-RT-30, Table, Andrea, ADR, 36-60, Rectangle Shape, Dining Height, Solid Wood Top, Maple, Eased Edge, Solid Wood Beam, Maple, Eased Edge, Solid Wood Leg, Maple, Eased Edge

Notes & Tips

- * Shipped knocked down and ready to assemble

ANDREA COMMUNAL TABLES — 30", 36", 42" HIGH

Solid Wood
Table Edge Options


Laminate
Table Top Edge Options





Eased



IPWFlat

Description	Top Size				\$ List Price				Unpkgd. Wgt. #
	W	L	H	Model #	Maple	Hickory, White Oak	Walnut, Mixed Woods	Laminate Overlay	
 <p>30" High, Andrea Communal Table</p>	30"	60"	30"	ADR-30-60-RT-30	6001	9346	10469	4603	###
	30"	72"	30"	ADR-30-72-RT-30	6228	9742	10911	4662	###
	30"	84"	30"	ADR-30-84-RT-30	6440	10119	11334	4756	###
	30"	94"	30"	ADR-30-94-RT-30	6839	10715	12001	4894	###
	36"	60"	30"	ADR-36-60-RT-30	6316	9725	10892	4728	###
	36"	72"	30"	ADR-36-72-RT-30	6541	10143	11361	4907	###
	36"	84"	30"	ADR-36-84-RT-30	6755	10544	11809	5090	###
	36"	94"	30"	ADR-36-94-RT-30	7081	10741	12030	5248	###

Description	Top Size				\$ List Price				Unpkgd. Wgt. #
	W	L	H	Model #	Maple	Hickory, White Oak	Walnut, Mixed Woods	Laminate Overlay	
 <p>36" High, Andrea Communal Table</p>	30"	60"	36"	ADR-30-60-RT-36	6469	9808	10986	5228	###
	30"	72"	36"	ADR-30-72-RT-36	6700	10211	11436	5410	###
	30"	84"	36"	ADR-30-84-RT-36	6970	10660	11939	5589	###
	30"	94"	36"	ADR-30-94-RT-36	7297	11169	12509	5749	###
	36"	60"	36"	ADR-36-60-RT-36	7598	11426	12797	5553	###
	36"	72"	36"	ADR-36-72-RT-36	7827	11844	13264	5755	###
	36"	84"	36"	ADR-36-84-RT-36	8159	12396	13884	5957	###
	36"	94"	36"	ADR-36-94-RT-36	8423	12863	14406	6132	###

Description	Top Size				\$ List Price				Unpkgd. Wgt. #
	W	L	H	Model #	Maple	Hickory, White Oak	Walnut, Mixed Woods	Laminate Overlay	
 <p>42" High, Andrea Communal Table</p>	30"	60"	42"	ADR-30-60-RT-42	6862	10161	11380	5243	###
	30"	72"	42"	ADR-30-72-RT-42	7208	10710	11995	5389	###
	30"	84"	42"	ADR-30-84-RT-42	7512	11203	12548	5732	###
	30"	94"	42"	ADR-30-94-RT-42	8231	12202	13667	6044	###
	36"	60"	42"	ADR-36-60-RT-42	7832	11490	12868	5728	###
	36"	72"	42"	ADR-36-72-RT-42	8101	11965	13400	6009	###
	36"	84"	42"	ADR-36-84-RT-42	8332	12387	13874	6299	###
	36"	94"	42"	ADR-36-94-RT-42	8624	12889	14435	6493	###



About the Collection

The Andy Communal Table features a sturdy solid wood Maple top with angular wood legs. The Andy series is available in square or rectangular top shapes. Choose between 30" (dining), 36" (counter), or 42" (bar) height.

Standard Features

- Available in Maple, White Oak, Hickory, Walnut, or Mixed Woods
- Counter and bar height models require powder coated steel foot rest
- Adjustable plastic glides

Options & Accessories

Light Distressing	124	Call for Quote
Heavy Distressing	124	Call for Quote

Required to Order

1. Model Number and Description
2. Wood Top Finish
3. Table Top Edge Profile
4. Foot Rest Finish (if applicable)
5. Options, if selected (above)

Example:

AND-36-60-RT-30, Table, Andy, AND, 36-60, Rectangle Shape, Dining Height, Solid Wood Top, Maple, Eased Edge, Solid Wood Leg, Maple, Eased Edge

Notes & Tips

- * Assembly required
- * Table legs and tops will match based on species choice. For example, if you select a white oak top, the legs will also be white oak

ANDY COMMUNAL TABLES — 30", 42" HIGH

Solid Wood Table Edge Options



Description	Top Size				\$ List Price			Unpkgd. Wgt. #
	W	L	H	Model #	Maple	Hickory, White Oak	Walnut, Mixed Woods	
30" High, Andy Square Communal Table 	36"	36"	30"	AND-36-36-SQ-30	2628	3379	3785	39
	42"	42"	30"	AND-42-42-SQ-30	3030	3816	4273	39
	48"	48"	30"	AND-48-48-SQ-30	3485	4416	4946	39
	54"	54"	30"	AND-54-54-SQ-30	4007	5106	5719	44
30" High, Andy Rectangular Communal Table 	36"	60"	30"	AND-36-60-RT-30	3364	4097	4588	39
	36"	72"	30"	AND-36-72-RT-30	3728	4542	5087	39
	36"	84"	30"	AND-36-84-RT-30	3834	4811	5388	39
	36"	96"	30"	AND-36-96-RT-30	4007	5211	5836	44
	42"	60"	30"	AND-42-60-RT-30	3669	4655	5214	
	42"	72"	30"	AND-42-72-RT-30	4097	5218	5844	
	42"	84"	30"	AND-42-84-RT-30	4523	5781	6475	
	42"	96"	30"	AND-42-96-RT-30	4954	6351	7114	
36" High, Andy Rectangular Communal Table 	36"	60"	36"	AND-36-60-RT-36	4614	5874	6579	39
	36"	72"	36"	AND-36-72-RT-36	5023	6423	7194	39
	36"	84"	36"	AND-36-84-RT-36	5428	6976	7814	39
	36"	96"	36"	AND-36-96-RT-36	5836	7525	8428	44
	42"	60"	36"	AND-42-60-RT-36	4917	6212	6958	
	42"	72"	36"	AND-42-72-RT-36	5388	6832	7651	
	42"	84"	36"	AND-42-84-RT-36	5854	7448	8342	
	42"	96"	36"	AND-42-96-RT-36	6324	8068	9037	
42" High, Andy Rectangular Communal Table 	36"	60"	42"	AND-36-60-RT-42	4516	5755	6446	
	36"	72"	42"	AND-36-72-RT-42	4922	6301	7057	
	36"	84"	42"	AND-36-84-RT-42	5324	6850	7673	
	36"	96"	42"	AND-36-96-RT-42	5731	7400	8288	
	42"	60"	42"	AND-42-60-RT-42	4838	6116	6849	
	42"	72"	42"	AND-42-72-RT-42	5307	6734	7542	
	42"	84"	42"	AND-42-84-RT-42	5771	7349	8231	
	42"	96"	42"	AND-42-96-RT-42	6242	7966	8922	

BOWEN OUTDOOR COMMUNAL TABLE COLLECTION



About the Collection

The Bowen Outdoor Communal Table features a powder coated steel base with slatted top on HDPE, a durable outdoor material. Choose between 30" (dining), 36" (counter), or 42" (bar) height.

Standard Features

- Top surface available in HDPE materials suitable for the outdoors.
- HDPE is a sustainable dimensional wood alternative made primarily from recycled and recyclable plastic. It is a high-performance, low maintenance material that is color stable and will never splinter, crack nor chip.
- Steel base in your choice of metal finish
- Counter and bar height models include powder coated steel foot rest
- Optional, 1.63" diameter umbrella cutout with stainless steel sleeve
- Rectangular top shape with 2.5" radius corners
- Plastic glides
- Radius edge profile

Options & Accessories

Umbrella cutout with stainless steel sleeve

Add to List Price

\$259

Required to Order

1. Model Number and Description
2. Top Material and Finish
3. Metal Finish


Example:

BWC-36-59-RT-30, Table, Bowen, BWC, 36-59, Rectangle Shape, Dining Height, HDPE Black Top, Olive Green Base


Notes & Tips

- * Assembly required
- * Radius edge profile
- * High gloss and low gloss clear coat not available on Bowen Tables

BOWEN OUTDOOR COMMUNAL TABLES — 30", 36", 42" HIGH

Description	Top Size				\$ List Price	Unpkgd. Wgt. (HDPE) #
	W	L	H	Model #		
30" High, Bowen Communal Table 					HDPE	
	36"	59"	30"	BWC-36-59-RT-30	3482	113
	36"	71"	30"	BWC-36-71-RT-30	3987	127
	36"	82"	30"	BWC-36-82-RT-30	4498	141

Description	Top Size				\$ List Price	Unpkgd. Wgt. (HDPE) #
	W	L	H	Model #		
36" High, Bowen Communal Table 					HDPE	
	36"	59"	36"	BWC-36-59-RT-36	3950	119
	36"	71"	36"	BWC-36-71-RT-36	4455	133
	36"	82"	36"	BWC-36-82-RT-36	4966	147

Description	Top Size				\$ List Price	Unpkgd. Wgt. (HDPE) #
	W	L	H	Model #		
42" High, Bowen Communal Table 					HDPE	
	36"	59"	42"	BWC-36-59-RT-42	4410	123
	36"	71"	42"	BWC-36-71-RT-42	4915	136
	36"	82"	42"	BWC-36-82-RT-42	5425	150



About the Collection

The Brady Communal Table features a simple 4-leg steel base with long, rectangular tops ideal for large groups. Choose between 30" (dining), 36" (counter), or 42" (bar) height.

Standard Features

- Rectangular top shape
- Tops can be made in wood or laminate
- Steel base finished in the metal finish of your choice
- Counter and bar height models require powder coated steel foot rest
- Plastic glides

Options & Accessories

Light Distressing	124	Call for Quote
Heavy Distressing	124	Call for Quote

Required to Order

1. Model Number and Description
2. Wood or Laminate Top Finish
3. Table Top Edge Profile; When selecting IPWFlat, a wood finish is required
4. Foot Rest Finish (if applicable)
5. Options, if selected (above)

Example:

BRC-36-60-RT-30, Table, Brady Communal, BRC, 36-60, Rectangle Shape, Dining Height, Solid Wood Top, Maple, Eased Edge, Olive Green Base

Notes & Tips

- * Assembly required
- * The laminate tops include a Baltic Birch core with exposed or finished edges

BRADY COMMUNAL TABLES — 30", 36", 42" HIGH

Solid Wood
Table Edge Options


Laminate
Table Top Edge Options





Eased



IPWFlat

Description	Top Size				\$ List Price				Unpkgd. Wgt. #
	W	L	H	Model #	Maple	Hickory, White Oak	Walnut, Mixed Woods	Laminate Overlay	
30" High, Solid Wood Brady Communal Table 	24"	48"	30"	BRC-24-48-RT-30	1684	2470	2766	1332	82
	24"	60"	30"	BRC-24-60-RT-30	1879	2704	3028	1615	93
	24"	72"	30"	BRC-24-72-RT-30	2208	3186	3568	1838	110
	24"	84"	30"	BRC-24-84-RT-30	2367	3467	3883	1970	123
	24"	94"	30"	BRC-24-94-RT-30	2512	3728	4176	2025	133
	30"	60"	30"	BRC-30-60-RT-30	2004	2966	3322	1782	111
	30"	72"	30"	BRC-30-72-RT-30	2456	3620	4055	1904	131
	30"	84"	30"	BRC-30-84-RT-30	2588	3886	4352	2075	148
	30"	94"	30"	BRC-30-94-RT-30	2810	4247	4757	2123	160
	36"	60"	30"	BRC-36-60-RT-30	2295	3427	3838	1908	129
	36"	72"	30"	BRC-36-72-RT-30	2623	3952	4426	2075	152
	36"	84"	30"	BRC-36-84-RT-30	2857	4366	4889	4889	172
	36"	94"	30"	BRC-36-94-RT-30	3207	4918	5509	2281	187

Description	Top Size				\$ List Price				Unpkgd. Wgt. #
	W	L	H	Model #	Maple	Hickory, White Oak	Walnut, Mixed Woods	Laminate Overlay	
36" High, Solid Wood Brady Communal Table 	30"	60"	36"	BRC-30-60-RT-36	3050	4223	4730	2477	132
	30"	72"	36"	BRC-30-72-RT-36	3608	5006	5607	2529	154
	30"	84"	36"	BRC-30-84-RT-36	3841	5393	6041	2697	172
	30"	94"	36"	BRC-30-94-RT-36	4039	5728	6416	2739	186
	36"	60"	36"	BRC-36-60-RT-36	3241	4565	5113	2588	151
	36"	72"	36"	BRC-36-72-RT-36	3800	5370	6014	2744	176
	36"	84"	36"	BRC-36-84-RT-36	4031	5780	6474	2855	184
	36"	94"	36"	BRC-36-94-RT-36	4232	6155	6893	2917	214

Description	Top Size				\$ List Price				Unpkgd. Wgt. #
	W	L	H	Model #	Maple	Hickory, White Oak	Walnut, Mixed Woods	Laminate Overlay	
42" High, Solid Wood Brady Communal Table 	30"	60"	42"	BRC-30-60-RT-42	3377	4617	5170	2747	135
	30"	72"	42"	BRC-30-72-RT-42	3990	5464	6120	2889	157
	30"	84"	42"	BRC-30-84-RT-42	4245	5883	6589	2960	
	30"	94"	42"	BRC-30-94-RT-42	4464	6239	6987	3042	190
	36"	60"	42"	BRC-36-60-RT-42	3587	4982	5580	2880	154
	36"	72"	42"	BRC-36-72-RT-42	4201	5854	6556	3186	179
	36"	84"	42"	BRC-36-84-RT-42	4456	6293	7049	3256	201
	36"	94"	42"	BRC-36-94-RT-42	4676	6686	7489	3307	217



About the Collection

The Dylan Communal Table features an all-wood or all-laminate design. Each table features a unique metal mitered bracket that adds strength and a fun pop of color. Choose between 30" (dining), 36" (counter), or 42" (bar) height.

Standard Features

- Tables can be made in wood or laminate
- Corner bracket can be finished in the metal finish of your choice
- Counter and bar height models require powder coated steel foot rest
- Adjustable glides
- Power integration available

Options & Accessories

Electrical and Power Integration*	192	\$800/Module
Light Distressing on Wood Tops	124	Call for Quote
Heavy Distressing on Wood Tops	124	Call for Quote

Required to Order

1. Model Number and Description
2. Wood or Laminate Top Finish
3. Table Top Edge Profile; When selecting IPWFlat, a wood finish is required
4. Metal Bracket Powder Coat Finish and Foot Rest Finish (if applicable)
5. Options, if selected (above)

Example:

DYL-T-SW-366030, Table, Dylan, DYL-T, 36-60, Rectangle Shape, Dining Height, Solid Wood Top, Maple, Eased Edge, Solid Wood Beam, Maple, Eased Edge, Solid Wood Leg, Maple, Ease Edge

Notes & Tips

- * Shipped fully assembled
- * Electrical and power integration includes two electrical outlets and two USB ports
- * 24" wide tables should be secured to the floor or a wall for maximum stability

DYLAN COMMUNAL TABLES

Power & Electrical Planning

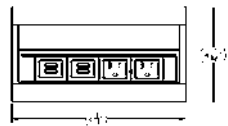
Power and electrical can be specified on either wood or laminate Dylan Tables. One or two power modules may be used per table. **Each module consists of two power and two USB ports finished in a Silver Anodized Aluminum with a white trim.** Each module also includes a wire management system for a three-prong cord for 120 Volts at 120" long. Wire management is designed to neatly encase cords and is securely placed on the inside of one leg. For two power units, there will be two separate cords and encasings, each placed securely on the inside of each leg. The wire management is finished in Silver Anodized Aluminum.

There are two standard options for module placement. For one module, the module will be placed in the center of table top. For two modules, modules will be placed at both ends of the table top, equal distance from the edge of the table for a symmetrical effect. Please note, requests for alternate placement of modules will extend lead times and may not be honored due to design limitations. For all power and integration, please call for quote.

OPTION 1 (P1) - CENTER POWER



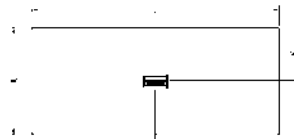
In Table



Power Module
Standard Configuration



Wire Management

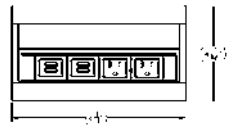


Overhead View

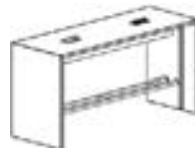
OPTION 2 (P2) - POWER AT ENDS



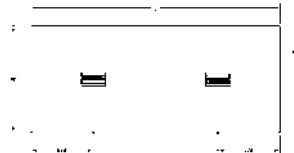
In Table



Power Module
Standard Configuration



Wire Management




Overhead View


Please note, power modules on Option 2 are placed in opposite directions.

DYLAN COMMUNAL TABLES — 30", 36", 42" HIGH

Solid Wood Table Edge Options



Description	Top Size				\$ List Price			Unpkgd. Wgt. #
	W	L	H	Model #	Maple	Hickory, White Oak	Walnut, Mixed Woods	
30" High, Solid Wood Dylan Communal Table 	24"	60"	30"	DYL-T-SW-246030	6025	9362	10486	115
	24"	72"	30"	DYL-T-SW-247230	6259	9752	10922	124
	24"	84"	30"	DYL-T-SW-248430	6485	10130	11345	135
	24"	94"	30"	DYL-T-SW-249430	6901	10908	12217	166
	30"	60"	30"	DYL-T-SW-306030	6317	9836	11017	136
	30"	72"	30"	DYL-T-SW-307230	6554	10253	11484	148
	30"	84"	30"	DYL-T-SW-308430	6779	10654	11932	148
	30"	94"	30"	DYL-T-SW-309430	7198	11280	12634	160
	36"	60"	30"	DYL-T-SW-366030	6647	10237	11465	157
	36"	72"	30"	DYL-T-SW-367230	6885	10676	11957	171
	36"	84"	30"	DYL-T-SW-368430	7109	11098	12430	185
	36"	94"	30"	DYL-T-SW-369430	7454	11304	12661	199


Description	Top Size				\$ List Price			Unpkgd. Wgt. #
	W	L	H	Model #	Maple	Hickory, White Oak	Walnut, Mixed Woods	
36" High, Solid Wood Dylan Communal Table 	24"	60"	36"	DYL-T-SW-246036	7043	10501	11760	134
	24"	72"	36"	DYL-T-SW-247236	7277	10889	12195	146
	24"	84"	36"	DYL-T-SW-248436	7504	11268	12620	135
	24"	94"	36"	DYL-T-SW-249436	7920	11889	13316	192
	30"	60"	36"	DYL-T-SW-306036	6809	10324	11563	156
	30"	72"	36"	DYL-T-SW-307236	7051	10749	12039	171
	30"	84"	36"	DYL-T-SW-308436	7336	11220	12566	185
	30"	94"	36"	DYL-T-SW-309436	7681	11755	13166	199
	36"	60"	36"	DYL-T-SW-366036	8000	12027	13470	179
	36"	72"	36"	DYL-T-SW-367236	8237	12466	13962	196
	36"	84"	36"	DYL-T-SW-368436	8588	13048	14614	212
	36"	94"	36"	DYL-T-SW-369436	8864	13538	15162	228

DYLAN COMMUNAL TABLES — 30", 36", 42" HIGH

Solid Wood Table Edge Options




Eased


Description	Top Size				\$ List Price			Unpkgd. Wgt. #
	W	L	H	Model #	Maple	Hickory, White Oak	Walnut, Mixed Woods	
42" High, Solid Wood Dylan Communal Table 	24"	60"	42"	DYL-T-SW-246042	7279	10702	11986	126
	24"	72"	42"	DYL-T-SW-247242	7513	11090	12421	139
	24"	84"	42"	DYL-T-SW-248442	7740	11470	12847	151
	24"	94"	42"	DYL-T-SW-249442	8156	12089	13540	184
	30"	60"	42"	DYL-T-SW-306042	7223	10694	11978	151
	30"	72"	42"	DYL-T-SW-307242	7587	11274	12626	171
	30"	84"	42"	DYL-T-SW-308442	7908	11792	13207	180
	30"	94"	42"	DYL-T-SW-309442	8662	12844	14385	194
	36"	60"	42"	DYL-T-SW-366042	8243	12094	13545	176
	36"	72"	42"	DYL-T-SW-367242	8527	12593	14104	192
	36"	84"	42"	DYL-T-SW-368442	8771	13040	14605	208
	36"	94"	42"	DYL-T-SW-369442	9078	13567	15194	224

DYLAN COMMUNAL TABLES — 30", 36", 42" HIGH

Laminate
Table Top
Edge Options




Description	Top Size				\$ List Price	Unpkgd. Wgt. #
	W	L	H	Model #		
30" High, Laminate Dylan Communal Table 					Laminate Overlay	
	24"	60"	30"	DYL-T-LAM-246030	4359	115
	24"	72"	30"	DYL-T-LAM-247230	4692	124
	24"	84"	30"	DYL-T-LAM-248430	4936	135
	24"	94"	30"	DYL-T-LAM-249430	5064	166
	30"	60"	30"	DYL-T-LAM-306030	4843	136
	30"	72"	30"	DYL-T-LAM-307230	4909	148
	30"	84"	30"	DYL-T-LAM-308430	5004	148
	30"	94"	30"	DYL-T-LAM-309430	5150	160
	36"	60"	30"	DYL-T-LAM-366030	4977	157
	36"	72"	30"	DYL-T-LAM-367230	5166	171
	36"	84"	30"	DYL-T-LAM-368430	5358	185
	36"	94"	30"	DYL-T-LAM-369430	5524	199

Description	Top Size				\$ List Price	Unpkgd. Wgt. #
	W	L	H	Model #		
36" High, Laminate Dylan Communal Table 					Laminate Overlay	
	24"	60"	36"	DYL-T-LAM-246036	4892	134
	24"	72"	36"	DYL-T-LAM-247236	5172	146
	24"	84"	36"	DYL-T-LAM-248436	5433	135
	24"	94"	36"	DYL-T-LAM-249436	5578	192
	30"	60"	36"	DYL-T-LAM-306036	5504	156
	30"	72"	36"	DYL-T-LAM-307236	5694	171
	30"	84"	36"	DYL-T-LAM-308436	5881	185
	30"	94"	36"	DYL-T-LAM-309436	6051	199
	36"	60"	36"	DYL-T-LAM-366036	5844	179
	36"	72"	36"	DYL-T-LAM-367236	6057	196
	36"	84"	36"	DYL-T-LAM-368436	6269	212
	36"	94"	36"	DYL-T-LAM-369436	6454	228

DYLAN COMMUNAL TABLES — 30", 36", 42" HIGH

Laminate
Table Top
Edge Options



Description	Top Size				\$ List Price	Unpkgd. Wgt. #
	W	L	H	Model #	Laminate Overlay	
42" High, Laminate Dylan Communal Table 	24"	60"	42"	DYL-T-LAM-246042	5092	126
	24"	72"	42"	DYL-T-LAM-247242	5530	139
	24"	84"	42"	DYL-T-LAM-248442	5902	151
	24"	94"	42"	DYL-T-LAM-249442	6039	184
	30"	60"	42"	DYL-T-LAM-306042	5517	151
	30"	72"	42"	DYL-T-LAM-307242	5672	171
	30"	84"	42"	DYL-T-LAM-308442	6034	180
	30"	94"	42"	DYL-T-LAM-309442	6364	194
	36"	60"	42"	DYL-T-LAM-366042	6030	176
	36"	72"	42"	DYL-T-LAM-367242	6324	192
	36"	84"	42"	DYL-T-LAM-368442	6629	208
	36"	94"	42"	DYL-T-LAM-369442	6834	224



About the Collection

The Frankie Table features two oversized U-shaped steel legs, giving it a larger-than-life personality. This minimal table collection is available with a solid wood or laminate table top and ships ready to assemble. Only available as 30" high table (dining).

Standard Features

- Table tops can be made in solid wood or laminate
- Two top shapes available: rectangle with 90 degree corners or rectangle with 5" radius corners
- 3" diameter U-shaped steel base
- Adjustable glides

Options & Accessories

Light Distressing on Wood Tops	124	Call for Quote
Heavy Distressing on Wood Tops	124	Call for Quote

Required to Order

1. Model Number and Description
2. Wood or Laminate Top Finish
3. Table Top Edge Profile; when selecting IPWFlat, a wood finish is required
4. Foot Rest Finish (if applicable)
5. Options, if selected (above)

Example:

FNK-36-72-RT-30, Table, Frankie, FNK, 36-72, Rectangle Shape, Dining Height, Solid Wood Top, Maple, Eased Edge, Olive Green Base & Column

Notes & Tips

- * Shipped ready to assemble

FRANKIE COMMUNAL TABLES — 30" HIGH

Solid Wood Table Edge Options


Laminate Table Top Edge Options




Eased



IPWFlat

Description	Top Size			Model #	\$ List Price				Unpkgd. Wgt. #
	W	L	H		Maple	Hickory, White Oak	Walnut, Mixed Woods	Laminate Overlay	
30" High, Frankie Communal Table - Rectangular Top 	30"	72"	30"	FNK-30-72-RT-30	2884	4231	4738	2763	
	30"	84"	30"	FNK-30-84-RT-30	2983	4371	4895	2793	
	30"	94"	30"	FNK-30-94-RT-30	3281	4811	5388	2798	
	36"	72"	30"	FNK-36-72-RT-30	3457	5072	5680	3067	
	36"	84"	30"	FNK-36-84-RT-30	3479	5103	5716	3247	
	36"	94"	30"	FNK-36-94-RT-30	3558	5219	5845	3305	

Description	Top Size			Model #	\$ List Price				Unpkgd. Wgt. #
	W	L	H		Maple	Hickory, White Oak	Walnut, Mixed Woods	Laminate Overlay	
30" High, Frankie Communal Table - 5" Radius Rectangular Top 	30"	72"	30"	FNK-30-72-RTR-30	2884	4231	4738	2763	
	30"	84"	30"	FNK-30-84-RTR-30	2983	4371	4895	2793	
	30"	94"	30"	FNK-30-94-RTR-30	3281	4811	5388	2798	
	36"	72"	30"	FNK-36-72-RTR-30	3457	5072	5680	3067	
	36"	84"	30"	FNK-36-84-RTR-30	3479	5103	5716	3247	
	36"	94"	30"	FNK-36-94-RTR-30	3558	5219	5845	3305	



About the Collection

The Frankie Bar Height Communal Table features two large steel tubes, circular bases, and a welded steel footrest, all which are powder coated. Tops are available in top solid wood or laminate. Choose between 36" (counter) or 42" (bar) heights.

Standard Features

- Table tops can be made in wood or laminate
- Steel base can finished in the metal finish of your choice
- Tops shapes include rectangular, rectangular with 5" radius, and racetrack
- 5.5" diameter steel columns
- Felt glides

Options & Accessories

Light Distressing	124	Call for Quote
Heavy Distressing	124	Call for Quote

Required to Order

1. Model Number and Description
2. Wood or Laminate Top Finish
3. Table Top Edge Profile
4. Foot Rest Finish (if applicable)
5. Options, if selected (above)

Example:

FNK-30-72-RT-36; 36" High, Frankie Communal Table - Rectangular Top; Solid Wood Top-White Oak, Eased; Dusty Blue; Light Distressing

Notes & Tips

- * Shipped ready to assemble

FRANKIE BAR HEIGHT COMMUNAL TABLES — 36" AND 42" HIGH

Solid Wood
Table Edge Options


Laminate
Table Top Edge Options





Eased




IPWFlat

Description	Top Size			Model #	\$ List Price				Unpkgd. Wgt. #
	W	L	H		Maple	Hickory, White Oak	Walnut, Mixed Woods	Laminate Overlay	
36" High, Frankie Communal Table - Rectangular Top 	30"	72"	36"	FNK-30-72-RT-36	4026	5905	6614	2820	
	30"	84"	36"	FNK-30-84-RT-36	4284	6285	7039	3008	
	30"	94"	36"	FNK-30-94-RT-36	4506	6614	7408	3054	
	36"	72"	36"	FNK-36-72-RT-36	4239	6221	6968	3060	
	36"	84"	36"	FNK-36-84-RT-36	4497	6601	7392	3186	
	36"	94"	36"	FNK-36-94-RT-36	4722	6928	7760	3254	

Description	W	L	H	Model #	Maple	Hickory, White Oak	Walnut, Mixed Woods	Laminate Overlay	Unpkgd. Wgt. #
36" High, Frankie Communal Table - Radius Rectangular Top 	30"	72"	36"	FNK-30-72-RTR-36	4026	5905	6614	2820	
	30"	84"	36"	FNK-30-84-RTR-36	4284	6285	7039	3008	
	30"	94"	36"	FNK-30-94-RTR-36	4506	6614	7408	3054	
	36"	72"	36"	FNK-36-72-RTR-36	4239	6221	6968	3060	
	36"	84"	36"	FNK-36-84-RTR-36	4497	6601	7392	3186	
	36"	94"	36"	FNK-36-94-RTR-36	4722	6928	7760	3254	

Description	W	L	H	Model #	Maple	Hickory, White Oak	Walnut, Mixed Woods	Laminate Overlay	Unpkgd. Wgt. #
42" High, Frankie Communal Table - Rectangular Top 	30"	72"	42"	FNK-30-72-RT-42	4450	6530	7314	3222	
	30"	84"	42"	FNK-30-84-RT-42	4735	6949	7783	3301	
	30"	94"	42"	FNK-30-94-RT-42	4980	7306	8183	3392	
	36"	72"	42"	FNK-36-72-RT-42	4687	6879	7704	3552	
	36"	84"	42"	FNK-36-84-RT-42	4970	7296	8171	3633	
	36"	94"	42"	FNK-36-94-RT-42	5216	7654	8574	3690	

Description	W	L	H	Model #	Maple	Hickory, White Oak	Walnut, Mixed Woods	Laminate Overlay	Unpkgd. Wgt. #
42" High, Frankie Communal Table - Radius Rectangular Top 	30"	72"	42"	FNK-30-72-RTR-42	4450	6530	7314	3222	
	30"	84"	42"	FNK-30-84-RTR-42	4735	6949	7783	3301	
	30"	94"	42"	FNK-30-94-RTR-42	4980	7306	8183	3392	
	36"	72"	42"	FNK-36-72-RTR-42	4687	6879	7704	3552	
	36"	84"	42"	FNK-36-84-RTR-42	4970	7296	8171	3633	
	36"	94"	42"	FNK-36-94-RTR-42	5216	7654	8574	3690	

FRANKIE BAR HEIGHT COMMUNAL TABLES — 36" AND 42" HIGH

Solid Wood
Table Edge Options


Laminate
Table Top Edge Options




Eased



IPWFlat

Description	Top Size			Model #	\$ List Price				Unpkgd. Wgt. #
	W	L	H		Maple	Hickory, White Oak	Walnut, Mixed Woods	Laminate Overlay	
36" High, Frankie Communal Table - Racetrack Top 	30"	72"	36"	FNK-30-72-RTK-36	4026	5905	6614	2820	
	30"	84"	36"	FNK-30-84-RTK-36	4284	6285	7039	3008	
	30"	94"	36"	FNK-30-94-RTK-36	4506	6614	7408	3054	
	36"	72"	36"	FNK-36-72-RTK-36	4239	6221	6968	3060	
	36"	84"	36"	FNK-36-84-RTK-36	4497	6601	7392	3186	
	36"	94"	36"	FNK-36-94-RTK-36	4722	6928	7760	3254	

Description	Top Size			Model #	\$ List Price				Unpkgd. Wgt. #
	W	L	H		Maple	Hickory, White Oak	Walnut, Mixed Woods	Laminate Overlay	
42" High, Frankie Communal Table - Racetrack Top 	30"	72"	42"	FNK-30-72-RTK-42	4450	6530	7314	3222	
	30"	84"	42"	FNK-30-84-RTK-42	4735	6949	7783	3301	
	30"	94"	42"	FNK-30-94-RTK-42	4980	7306	8183	3392	
	36"	72"	42"	FNK-36-72-RTK-42	4687	6879	7704	3552	
	36"	84"	42"	FNK-36-84-RTK-42	4970	7296	8171	3633	
	36"	94"	42"	FNK-36-94-RTK-42	5216	7654	8574	3690	

OCCASIONAL TABLES



About the Collection

The Lewis Collection consists of occasional tables with steam bent wooden spindles and a solid American Ash top.

Standard Features

- Solid wood frame
- Available in any of our standard wood stains
- Available in side table and coffee table heights

Required to Order

1. Model Number and Description
2. Wood Stain Finish

Example:

LEW-430; 18" High, Round Lewis Side Table; Black Finish

Notes & Tips

- * No assembly required
- * Please note, when standard stains are applied, color and variation may be slightly different than our standard tables and chairs due to the Ash wood species.

LEWIS OCCASIONAL TABLES

Solid Wood Table Edge Options



Bullnose

Description	Top Size			\$ List Price	Unpkgd. Wgt. #
	Diameter	H	Model #		
18" High, Round Lewis Occasional Table				Ash	
	16"	18.8"	LEW-430	786	9



16" High, Round Lewis Occasional Table	Diameter	H	Model #	Ash	
	21.2"	16"	LEW-540	878	12





About the Collection

The Louie Collection consists of occasional tables with solid wood legs and a thin metal top.

Standard Features

- Solid beech legs in any standard wood finish
- Metal top and brackets in your choice of metal finishes
- Ships assembled



Required to Order


1. Model Number and Description
2. Wood Base Stain Finish
3. Table Top Metal Finish

Example:

LOU-16, 16" Diameter Louie End Table, Cocoa Wood Base Finish, Grey White Metal Finish

LOUIE OCCASIONAL TABLES

Description	Top Size			\$ List Price	Unpkgd. Wgt. #
	Diameter	H	Model #		
20" High, Louie End Table 	16"	20"	LOU16	806	15
16" High, Louie Coffee Table 	34"	16"	LOU34	1144	36



About the Collection

Onesima Occasional Tables consist of round coffee tables that can be paired with any lounge seating.

Standard Features

- 30" and 36" Round Coffee Tables, 18" High
- Top material choices in solid wood and laminate with flat or refined, knife edge profile
- Laminate tops with exposed plywood edge or 3mm edgeband options
- 3" round column
- Optional USB A/C module in black or white finish
- Plastic glides for durability, 1/2" High clearance
- Base and column can be specified in different metal finishes, for an upcharge
- Assembly required

USB A/C Module

This module has one USB-A and one USB-C 5V charging port and a 72"L power cord with 15-amp plug. The 15-amp plug includes a built-in transformer measuring 2 1/8"D x 1 1/4" W x 3 1/2"H. The module is available in Black or White finishes. Available on coffee tables and centered with power cord routing through the column and out the base.

Options & Accessories

Table base and column, painted in different metal finishes	124	\$50
Simple, USB A/C unit with 72" power cord for coffee tables	124	\$375

Required to Order

1. Model Number and Description
2. Wood or Laminate Top Finish
3. Table Top Edge Profile
4. Table Base Finish
5. Options, if selected (above)

Example:

ONE-36-36-RD-18, Onesima – Table, 36-36, Round, 18" High, Solid Wood Top, Maple, WF6 Knife Edge, Natural, Cement Grey Base and Column

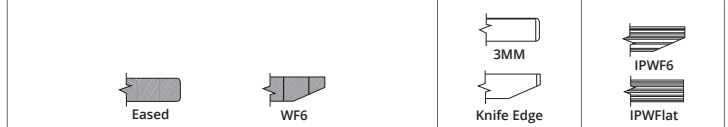
Notes & Tips


- * Laminate tops with 3mm edgeband are 1" thick

ONESIMA OCCASIONAL COFFEE TABLES

Solid Wood Table Edge Options

Laminate Table Top Edge Options



DESCRIPTION	TOP SIZE		\$ LIST PRICE					UNPKG.D. WGT. #	
	Dia.	H	Model #	Maple	Hickory, White Oak	Walnut, Mixed Woods	Edgeband		Laminate Overlay
18" High, Onesima Coffee Table 	30"	18"	ONE-30-30-RD-18	787	1505	1690	759	822	
	36"	18"	ONE-36-36-RD-18	1047	1806	2023	863	1175	



About the Collection

The Onesima Personal Laptop turns any lounge application into a productive place to work.

Standard Features

- 14" x 21" rectangular table, 26" High
- Top material choices in solid wood or laminate with knife edge profile
- Laminate top with exposed plywood edge or 3mm edgeband options
- Integrated cutout on underside of top for ease of mobility
- 2" round column
- Plastic glides for durability, 1/2"H clearance
- Base and column can be specified in different metal finishes, for an upcharge
- Assembly required

Options & Accessories

Table base and column, painted in different metal finishes	124	\$50
--	-----	------

Required to Order

1. Model Number and Description
2. Wood or Laminate Top Finish
3. Table Top Edge Profile
4. Table Base Finish
5. Options, if selected (above)

Example:
ONE-14-21-RTR-26, Onesima – Table, 14-21, Laptop, 26" High, Solid Wood Top, Maple, WF6 Knife Edge, Natural, Cement Grey Base and Column

Notes & Tips

* Laminate tops with 3mm edgeband are 1" thick

ONESIMA OCCASIONAL PERSONAL LAPTOP TABLES

Solid Wood Table Edge Options

Laminate Table Top Edge Options



DESCRIPTION	TOP SIZE			Model #	\$ LIST PRICE					UNPKG.D. WGT. #
	W	L	H		Maple	Hickory, White Oak	Walnut, Mixed Woods	Edgeband	Laminate Overlay	
26" High, Onesima Personal Laptop Table	14"	21"	26"	ONE-14-21-RTR-26	770	1154	1293	614	792	



*Only available with Knife Edge



About the Collection

The Roy Table Collection consists of occasional tables with a square steel tube base and a modern silhouette.

Standard Features

- Solid wood or laminate table top options
- Steel legs
- Laminate top with exposed baltic birch edge, available in any of our standard wood stains

Required to Order

1. Model Number and Description
2. Wood or Laminate Top Finish
3. Table Top Edge Profile
4. Table Base Finish
5. Options, if selected (above)

Example:

ROY-36-36-RT-15; 15" High, Square Roy Occasional Table; Solid Wood Table Edge; Eased, Maple

Notes & Tips

- * No assembly required
- * \$250.00 charge for orders fewer than five

ROY OCCASIONAL TABLES

Solid Wood
Table Edge Options




Laminate
Table Top Edge Options



Eased



IPWFlat

Description	Top Size			Model #	\$ List Price			Unpkgd. Wgt. #	
	W	L	H		Maple	Hickory, White Oak	Walnut, Mixed Woods		Laminate Overlay
15" High, Square Roy Occasional Table 	36"	36"	15"	ROY-36-36-SQ-15	1574	2413	2702	1300	35
18" High, Square Roy Occasional Table 	22"	22"	18"	ROY-22-22-RT-18	1258	2043	2287	1014	40
15" High, Rectangular Roy Occasional Table 	24"	48"	15"	ROY-24-48-SQ-15	1414	2072	2321	1158	55

SOLID WOOD TABLE TOPS

Clean with a solution of liquid dishwashing detergent, warm water, and a damp rag. Dry with a clean, non-abrasive cloth. There are no additional recommended cleaning steps or escalation for staining with finished wood products. Any other cleaning method can damage and deteriorate the finish.

Natural wood products are inherently susceptible to damage from radical changes in heat and humidity; care must be taken to ensure that they are in a temperate environment. When storing solid wood furniture, note the following guidelines:

- Do not store products in trailers.
- Store products in areas that simulate indoor, controlled temperatures (60° F to 90° F).
- Store products in areas that maintain constant, indoor and controlled humidity levels.
- Allow solid wood tables time to acclimate to the conditions prior to installation.

Please note, scratches, dings, and dents are common issues that occur to tops in our busy world. Grand Rapids Chair guarantees the stability of our topcoat finish on solid wood tables for one year when properly taken care of and used. This use does not extend to unfinished plating or ceramics, issues with other dining ware or set pieces, or to customer abuse. We will accommodate warranted work on finish failures. Please see our Warranty for further information.

LAMINATE TABLE TOPS

The recommendations for laminate in this section apply only to the laminate surface itself. When cleaning the tables, keep all recommended products away from the table edges. These products can successfully clean the laminate but may damage the table edges. Please see the Table edge section below for care recommendations based on the type of edge you have.

To maintain the beauty of decorative laminates, clean with a solution of liquid dishwashing detergent and warm water and dry with a clean, non-abrasive cloth. This should remove most surface stains. On high-gloss laminates, this solution may leave streak marks. These can be removed using glass cleaner with ammonia and a dry, clean, non-abrasive cloth.

For stubborn stains, use a household cleaner such as Formula 409[®], Fantastik[®], Windex[®], or diluted Simple Green[®]. It may be necessary to use a soft bristle brush with light scrubbing to assist in removing the stain. A soft rag and Acetone (Nail Polish remover) can be used as well.

TABLE EDGES

Edgeband, vintee, or laminate overlay edges should be cleaned with a solution of liquid dishwashing detergent and warm water. Dry with a clean, non-abrasive cloth. For stubborn stains, try rubbing alcohol with a clean, non-abrasive cloth.

Wood edges should be cleaned with a solution of liquid dishwashing detergent and warm water. Dry with a clean, non-abrasive cloth. This should remove most stains from the surface.

METAL - INDOOR

Wipe surface with a mild soap or liquid dishwasher detergent and warm water solution. Disinfect the surface with a non-abrasive household cleaner like 409[®], Fantastik[®], Windex[®], or diluted Simple Green[®]. Wipe dry with a clean, soft cloth.

Never let cleaning or disinfecting products dry onto the furniture surface. This can weaken and damage the epoxy finish leading to chips and scratches.

HIGH-DENSITY POLYETHYLENE (HDPE) OUTDOOR TOPS

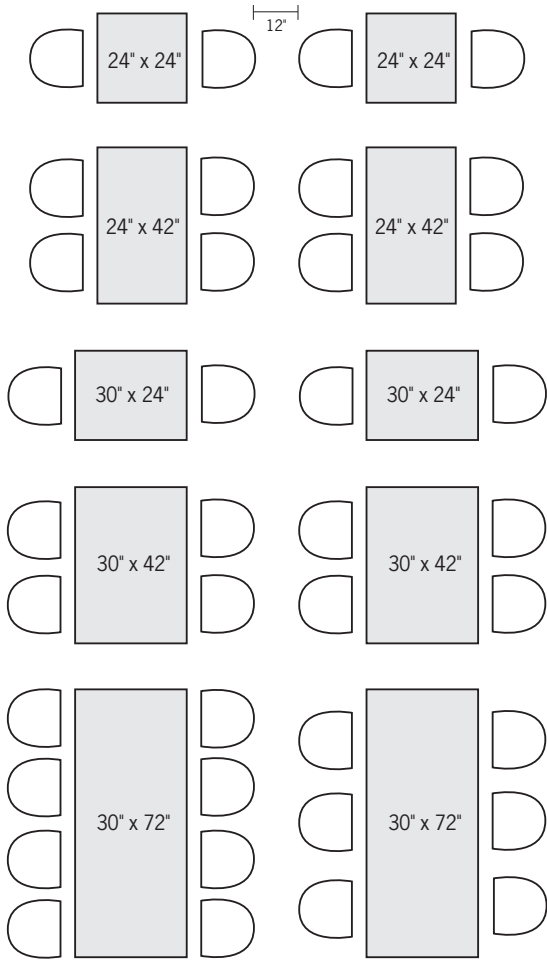
HDPE tops can be cleaned with a solution of warm, soapy water. A soft-bristled brush or foam eraser sponge can be used for stubborn stains and scuffs.

METAL - OUTDOOR

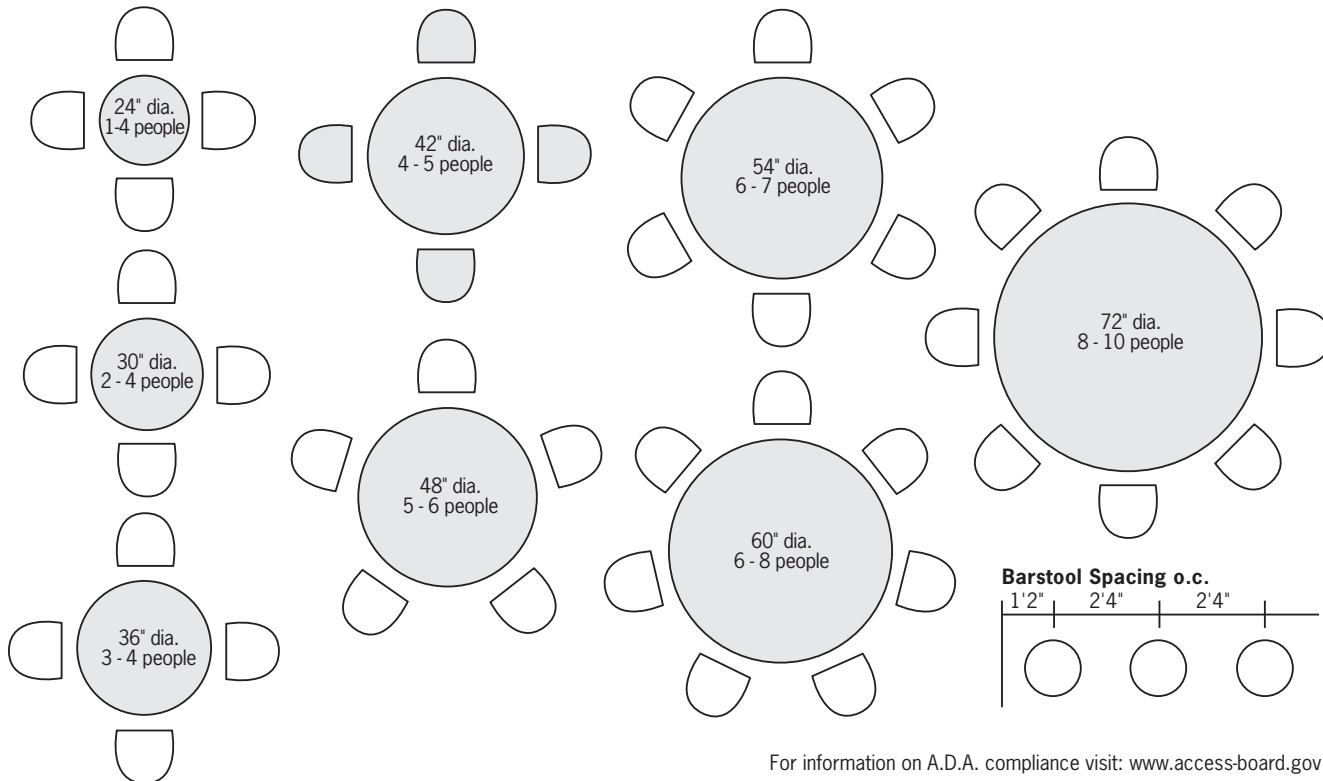
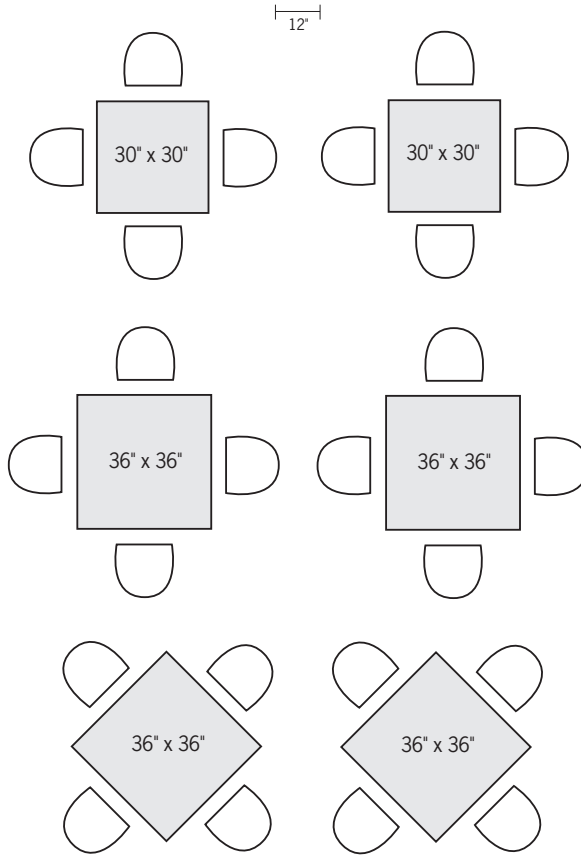
If products are kept near a marine environment or in areas with swimming pools, regular cleaning with biodegradable liquid soap and water will help protect the furniture from rapid deterioration that chlorine and salt may cause. Maintenance is recommended every 3 months in these aggressive environments. Never use a pressure/power washer on outdoor furniture.

Steel may develop small rust spots over time in places where damage has occurred - such as chipping, scratches, or abrasions. Warranty does not cover those parts of the products which are exposed to abrasion during use.

SEATING PLANNER



Minimum Back-to-Back Spacing - 12"
 Consult local fire codes for legal requirements.
 Spacing requirements will vary depending on selected chair width.



For information on A.D.A. compliance visit: www.access-board.gov

1. THE AGREEMENT

All sales by GRAND RAPIDS CHAIR COMPANY or its affiliates (the "Seller") shall be governed by the following terms and conditions of sale. The agreement between Seller and Buyer with respect to the sale of Goods described in the Seller's quote (the "Goods") shall consist only of the terms appearing herein and in the Seller's quote or proposal and any attachments, exhibits and supplements (together, the "Contract") together with any terms mutually agreed to in writing hereafter by Seller and Buyer. These terms and conditions of sale prevail over any of Buyer's general terms and conditions of purchase regardless whether or when Buyer has submitted its purchase order or such terms. Buyer's issuance of a purchase order constitutes its acknowledgment that Seller's quote is the first document exchanged, containing the essential elements of, and therefore constitutes an offer. Seller objects to and shall not otherwise be bound by any additional or different terms, whether printed or otherwise, in Buyer's purchase order or in any other communication from Buyer to Seller. The Contract shall be for the benefit of Seller and Buyer and not for the benefit of any other person. The Contract and these terms comprise the entire agreement between the parties, and supersede all prior or contemporaneous understandings, agreements, negotiations, representations and warranties, and communications, both written and oral. No statements, recommendations, or assistance by either party has been relied upon by either party or shall constitute a waiver by either party of the provisions hereof. Notwithstanding anything herein to the contrary, if a written Contract signed by both parties is in existence covering the sale of the Goods covered hereby, the terms and conditions of said Contract shall prevail to the extent they are inconsistent with these terms.

2. NO IMPLIED ACCEPTANCE

Notwithstanding any contrary provision in Buyer's purchase order, no action by Seller such as delivery of Goods, the rendering of services or the commencement of work on Goods to be specially manufactured for Buyer, will be deemed an acceptance by Seller of any purchase order from Buyer with terms in addition to or different than those contained in this Contract.

3. TERMINATION OR MODIFICATION

In addition to any remedies that may be provided under these terms, Seller may terminate the Contract with immediate effect upon written notice to Buyer, if Buyer: (i) fails to pay any amount when due under the Contract; (ii) has not otherwise performed or complied with any of these terms, in whole or in part; or (iii) becomes insolvent,

files a petition for bankruptcy or commences or has commenced against it proceedings relating to bankruptcy, receivership, reorganization or assignment for the benefit of creditors. The Contract may be modified only upon Seller's written consent. If all or part of the Contract is terminated, in the absence of a written agreement with Seller to the contrary, Buyer shall pay a termination charge equal to expenses and costs incurred by Seller in the production of the Goods to the date such termination is accepted by Seller, including work in process, raw materials not usable by Seller for other purposes, and reimbursement for any commitments to third parties made in order to satisfy Buyer's requirements, plus a reasonable profit. In addition, any Goods completed on or prior to Seller's acceptance of such termination shall be accepted and paid for in full by Buyer.

4. TERMS OF PAYMENT

Payment terms are determined on an individual company basis. Payments shall be made to Seller at the address specified in the invoice. Pro rata payments shall become due as shipments are made. If any shipment is delayed by Seller at the request of Buyer, payment shall become due on the date when Seller is prepared to make shipment. Prices are F.O.B. Seller's shipping point unless otherwise stated in the Contract. Product orders for non-standard items, and orders that exceed normal credit limits require 50% down payments with the order. When any payment is not paid on or before its due date, Buyer agrees to pay a late charge on the sum outstanding, from the due date for receipt of payment to the actual date of receipt of payment, at a rate of one and one half percent (1.5%) per month on the unpaid balance. If a payment is not paid on or before its due date, Buyer agrees that Seller may also cease performance under any and all of Buyer's purchase orders whether or not related to the late payment. Whenever, in the judgment of Seller, the financial condition of the Buyer does not justify the continuation of production or shipment on the specified terms of payment, the Seller may require full or partial payment in advance. Buyer hereby grants to Seller a security interest in all tools, molds, and dies and other property of Buyer which come into the possession of Seller, as security for all sums owing from Buyer to Seller from time to time. Buyer hereby authorizes Seller to file such financing statements with respect to such property as Seller shall deem appropriate and Buyer shall take whatever other actions are requested by Seller to perfect and continue Seller's security interest in such property.

5. DELIVERY

Delivery dates are not guaranteed but are estimated on the basis of immediate receipt by Seller of all information to be furnished by Buyer, and all shipments are subject to Seller's

TERMS & CONDITIONS

production schedule. Seller shall in good faith endeavor to meet estimated delivery dates. Seller shall not be responsible for claims for error in quantity, weight or number not made within ten (10) days after Buyer's receipt of Goods. Seller will not be liable for any delay in performance of this Contract or delivery of Goods when the delay is caused directly or indirectly by fire, flood, explosion, accident, riot, disease pandemics, acts of God, war, governmental interference, embargo, strikes or other labor difficulties, shortage of labor, fuel, power, materials or supplies, transportation delays, failure of tooling or the repair, maintenance or rehabilitation of the tooling, or any other cause or causes whatsoever beyond its control. In the event Seller is delayed in performance by Buyer or at Buyer's request, Buyer will be responsible for any resulting increase in cost, including handling, insurance and storage charges, and Seller may invoice Goods ready for shipment with payment to be made in accordance with the payment schedule as if the Goods had been shipped. In the event delay is caused by Buyer's failure to furnish information necessary for Seller's performance, Seller may extend the shipment date for a reasonable time in proportion to the period of Buyer's delay.

6. INSTALLMENT DELIVERIES AS SEPARATE SALES

Each installment of Goods to be delivered pursuant to this Contract is to be considered as a separate sale and Buyer shall be liable to pay the agreed price for each such installment without regard to any failure to deliver other installments, and Seller's breach or default in the delivery of any installment shall not give Buyer the right to refuse to receive any other installments.

7. TITLE AND RISK OF LOSS

Title and risk of loss passes to Buyer upon delivery of the Goods to a carrier. Buyer assumes all risk of loss of Goods upon such delivery by Seller to the carrier. Seller agrees to package the Goods, put them in the possession of a carrier, make appropriate arrangements for their transportation, and obtain and deliver documents necessary to enable Buyer to obtain possession of the Goods. Seller shall not be obligated to obtain insurance or to prepay transportation costs unless the Contract provides otherwise. Buyer agrees to pay all loading, unloading and other charges incidental to transportation. Seller will attempt to follow Buyer's shipping instructions but may make reasonable changes thereto. Whether or not Seller pays shipping charges, risk of loss shall pass to Buyer upon delivery of the Goods to a carrier. Breach of this Contract shall have no effect upon this provision controlling the risk of loss. Buyer hereby grants to Seller a lien on and security interest in and to all of the right, title and interest of Buyer in, to and under the Goods, wherever

located, and whether now existing or hereafter arising or acquired from time to time, and in all accessions thereto and replacements or modifications thereof, as well as all proceeds (including insurance proceeds) of the foregoing. The security interest granted under this provision constitutes a purchase money security interest under the Michigan Uniform Commercial Code. Buyer hereby authorizes Seller to file such financing statements with respect to such property as Seller shall deem appropriate and Buyer shall take whatever other actions are requested by Seller to perfect and continue Seller's security interest in such property.

8. LIMITED WARRANTIES

Seller's Limited Warranty, adopted February 1, 2019, is hereby incorporated herein by reference.

SELLER MAKES NO OTHER WARRANTIES OR REPRESENTATIONS, EXPRESS OR IMPLIED, BY OPERATION OF LAW OR OTHERWISE, INCLUDING WITHOUT LIMITATION ANY IMPLIED WARRANTY OF MERCHANTABILITY OR FITNESS FOR A PARTICULAR PURPOSE, ALL OF WHICH ARE HEREBY SPECIFICALLY DISCLAIMED. In particular, but without limiting the generality of the foregoing exclusion, (i) if the Goods are made according to buyer's specifications, Seller does not warrant adequacy of such specifications or that the Goods will perform in accordance with such specifications, (ii) if any goods furnished hereunder are made by any supplier other than Seller, Seller does not provide any warranty with respect to such Goods, (iii) Seller does not warrant that the Goods are in compliance with laws of any country, and (iv) if the Goods are modules or assemblies, Seller does not warrant design, design performance, durability or system integration of the modules, assemblies or any components thereof.

Seller's sole obligation under the warranties set forth in Seller's Limited Warranty will be limited to either, at Seller's option, replacing or repairing defective Goods or refunding the purchase price paid for such Goods previously paid by Buyer, and Buyer's exclusive remedy for breach of any of such warranties will be enforcement of such obligation of Seller. These warranties will not extend to ordinary wear and tear or Goods subjected to misuse, abuse, neglect, damage, improper transportation, improper storage, improper cleaning, accident or improper installation or maintenance or which have been altered or repaired by anyone other than Seller or its authorized representative. Seller shall not be liable on any claim for defective Goods, which is not made within thirty (30) days after discovery of defect.

9. REMEDIES AND LIMITATION OF LIABILITY

In the event Buyer claims Seller has breached any of its obligations under the Contract, whether of warranty or

otherwise, Seller may request the return of the Goods and tender to Buyer the purchase price previously paid by Buyer, and in such event, Seller shall have no further obligation under the Contract except to refund such purchase price upon redelivery of the Goods. No Goods may be returned without Seller's written request. If Seller requests the return of the Goods, the Goods will be returned by Buyer unless otherwise authorized in writing by Seller. Seller reserves the right to inspect any claimed defect, repair defective Goods or install replacement parts, and perform any adjustment incident to satisfactory operation of the Goods. In the event Buyer claims Seller has breached any of its obligations under the Contract, whether of warranty or otherwise, and Seller has not delivered any Goods to Buyer, Seller may tender to Buyer the purchase price previously paid by Buyer, and, in such event, Seller shall have no further obligation under the Contract except to refund such purchase price previously paid by Buyer. The remedies contained in this and the preceding paragraph shall constitute the sole recourse of Buyer against Seller for breach of any of Seller's obligations under the Contract, whether of warranty or otherwise. In no event shall Seller be liable for loss of time, inconvenience, commercial loss, incidental, consequential or special damages, including without limitation, lost revenues, profits or recall expenses, nor shall Seller's liability on any claim for damages arising out of or connected with the Contract or the manufacture, sale, delivery or use of the Goods exceed the purchase price of the Goods previously paid by Buyer to Seller. Any warranty rights which Seller may have relating to any Goods provided by other suppliers will be assigned to Buyer upon request. Seller shall not be liable for failure to perform its obligations under the Contract resulting directly or indirectly from circumstances beyond Seller's reasonable control.

10. INDEMNIFICATION

Buyer shall indemnify Seller against, and hold Seller harmless from, any and all claims and liabilities, including reasonable attorney's fees, arising out of, connected with, or resulting from the Goods, including but not limited to, the design, manufacturing, selection, delivery, possession, storage, use, operation or disposition of the Goods. Seller's entire liability for Goods is limited as set forth in paragraph 9 above.

11. PATENTS

Buyer shall indemnify Seller against liability, loss, damage or expense in any instance involving alleged violation of patent rights relating to Buyer's specifications and/or the Goods resulting from those specifications. Buyer shall bear the full burden for all liability, loss, damage or expense in any such instance. Such indemnification of Seller against all liability, loss, damage or expense pursuant to this provision shall

include, but is not limited to, litigation expenses, reasonable attorney's fees, and damages awarded under an adverse judgment or established by way of compromise settlement where both Buyer and Seller have notice of and consent to such compromise settlement.

12. CHANGES

Changes in the work to be performed under the Contract may be made only if Buyer submits written instructions for such changes and if Seller accepts those changes in writing. If any such approved changes in drawings, materials, quantities, dates of performance or design of the part, units, tools, or fixtures, in Seller's sole judgment, increase Seller's costs, Seller may condition approval of any such change on agreement by Buyer to a price increase to recoup such cost increase, plus a reasonable return.

13. CANCELLATION/RESCHEDULE OF PURCHASE ORDERS

- A. In the event of any cancellation of all or part of any purchase order by Buyer, Buyer agrees to pay Seller for all reasonable and allocable materials, material management, labor, overhead and general and administrative costs and expenses incurred as a result of any such cancellation, plus a reasonable profit hereby stipulated to be ten percent (10%) of such costs and expenses within thirty (30) days from the date of Seller's invoice setting forth such costs and expenses. By way of illustration and not limitation, Seller's costs incurred by reason of Buyer's cancellation may include the storage costs for the items to be purchased, and costs associated with relocating the production to an alternate source, as well as the costs of unreimbursed and/or unamortized research and development costs, capital equipment, and other property and supplies of Seller needed to produce and which are unique to the Goods.
- B. In the event of such cancellation and upon receipt of payment as described above, all completed Goods, assemblies in process, components and any tooling, and equipment owned by Buyer and furnished to Seller under this Contract shall be returned to Buyer in accordance with instructions specified by Buyer.
- C. In the event of any cancellation, inventory carrying charges will be assessed at a rate of \$20 per pallet/day on the inventory stored until the relevant inventory is disposed of and paid for by Buyer.
- D. In the event of any reschedule of delivery of Goods by Buyer the Buyer will be responsible for applicable storage fees for partially produced and fully finished goods. Grand Rapids Chair will hold an order at no

TERMS & CONDITIONS

charge for a maximum of 14 calendar days. Any order held more than 14 days after the original ship date will be subject to a charge of \$20 per pallet/day.

14. DISCLOSURE AND USE OF INFORMATION

All non-public, confidential or proprietary information of Seller, including but not limited to specifications, samples, patterns, designs, plans, drawings, documents, data, business operations, customer lists, pricing, discounts or rebates, disclosed by Seller to Buyer, whether disclosed orally or disclosed or accessed in written, electronic or other form or media, and whether or not marked, designated or otherwise identified as "confidential" in connection with the Contract is confidential and proprietary, solely for the use of performing the Contract and may not be disclosed or copied unless authorized in advance by Seller in writing. Upon Seller's request, Buyer shall promptly return all documents and other materials received from Seller. Seller shall be entitled to injunctive relief for any violation of this Section. Any information owned or developed by Seller, including but not limited to, patents, trademarks, copyrights, know-how and proprietary information, and used for the supply of Goods under this Contract shall remain the sole and exclusive property of Seller. Except as authorized in writing by and on terms acceptable to Seller, Buyer shall have no right to disclose any technical information to any third party or to have any third party make any Goods that use the technical information owned by Seller.

15. MATERIAL PRICE INCREASES

Seller's price quotation shall be subject to pricing of raw materials or other commodities used in the manufacture of Goods as described to Buyer. If any such price shall increase by more than five percent (5%) during the term of the Contract, then the quoted price shall be adjusted on the last day of each month thereafter to reflect the full amount of any such price increase.

16. GOVERNING LAW AND FORUM

The formation and performance of the Contract shall be governed by the Uniform Commercial Code, as adopted in the state of Michigan. Any action for breach of the Contract, including any breach of warranty, must be commenced within one (1) year after the cause of action has accrued. This Contract shall not be subject to or governed by the United Nations Convention on Contracts for the International Sale of Goods. Any legal or equitable actions arising out of or relating to this Contract or any other Contract between the parties, shall be brought only in the United States District Court for the Western District of Michigan, or in the district or circuit

courts of Kent County, Michigan. Seller and Buyer agree that such court shall have *in personam* jurisdiction over them.

17. TAXES

Unless the Contract provides otherwise, sales, use, occupation, excise and other taxes upon the production, sale or use of the Goods are not included in the price and such taxes or any costs in connection therewith, wherever levied and whether imposed before or after payment of invoice, shall be paid by Buyer.

18. MINIMUM PURCHASE REQUIREMENTS

Buyer hereby acknowledges and agrees that the prices set forth in this Contract are contingent upon Buyer's agreement to purchase the total quantities set forth in the Buyer's request for quote/proposal. If Buyer fails to purchase at least ninety percent (90%) of the quantities of Goods contained in its request for quote/proposal, Buyer agrees that the pricing on the Goods delivered to Buyer shall be adjusted retroactively to reflect the impact of lower volume on material pricing, labor efficiencies and other cost and expenses of Seller. Buyer hereby agrees to pay Seller such additional sums within thirty (30) days of the date of Seller's invoice for payment.

19. ASSIGNMENT AND DELEGATION

No right or interest in this Contract shall be delegated or assigned by Buyer without the prior written permission of Seller. Any attempt at assignment or delegation shall be void unless made in conformity with this paragraph. Buyer represents and warrants to Seller that any assignee of Buyer's rights under this Contract shall be in a financial condition and otherwise able to perform all of Buyer's obligations here under. No assignment of this Contract shall relieve Buyer of its liability under this Contract.

20. COMPLIANCE WITH LAW

Buyer shall comply with all applicable laws, regulations and ordinances. Buyer shall maintain in effect all the licenses, permissions, authorizations, consents and permits that it needs to carry out its obligations under the Contract.

21. WAIVER

No waiver by Seller of any of the provisions of the Contract is effective unless explicitly set forth in writing and signed by Seller. No failure to exercise, or delay in exercising, any right, remedy, power or privilege arising from the Contract operates, or may be construed, as a waiver thereof. No single or partial exercise of any right, remedy, power or privilege hereunder precludes any other or further exercise thereof or the exercise of any other right, remedy, power or privilege.

22. FORCE MAJEURE

The Seller shall not be liable or responsible to Buyer, nor be deemed to have defaulted or breached the Contract, for any failure or delay in fulfilling or performing any term of the Contract when and to the extent such failure or delay is caused by or results from acts or circumstances beyond the reasonable control of Seller including, without limitation, acts of God, flood, fire, earthquake, explosion, governmental actions, war, invasion or hostilities (whether war is declared or not), terrorist threats or acts, riot, or other civil unrest, national emergency, revolution, insurrection, epidemic, lockouts, strikes or other labor disputes (whether or not relating to either party's workforce), or restraints or delays affecting carriers or inability or delay in obtaining supplies of adequate or suitable materials, materials or telecommunication breakdown or power outage.

23. RELATIONSHIP OF THE PARTIES

The relationship between the parties is that of independent contractors. Nothing contained in the Contract shall be construed as creating any agency, partnership, joint venture or other form of joint enterprise, employment or fiduciary relationship between the parties, and neither party shall have authority to contract for or bind the other party in any manner whatsoever.

24. NO THIRD-PARTY BENEFICIARIES

The Contract is for the sole benefit of the parties hereto and their respective successors and permitted assigns and nothing herein, express or implied, is intended to or shall confer upon any other person or entity any legal or equitable right, benefit or remedy of any nature whatsoever under or by reason of these Terms.

25. SEVERABILITY

If any term or provision of the Contract is invalid, illegal or unenforceable in any jurisdiction, such invalidity, illegality or unenforceability shall not affect any other term or provision of the Contract or invalidate or render unenforceable such term or provision in any other jurisdiction.

26. SURVIVAL

Provisions of these terms which by their nature should apply beyond their terms will remain in force after any termination or expiration of the Contract.

GRAND RAPIDS CHAIR COMPANY LIMITED WARRANTY

I. DEFINITIONS

Defect: A product defect means an inadequacy in the materials or finish of the product that either existed at the time the product was received or causes a failure of the product to perform under ordinary use.

Workmanship: Workmanship is the degree of skill with which a product is made or a job done. Workmanship includes quality of paint or stain finish, top coat application, upholstery, and quality of weld joints.

Structural Integrity: : The structural integrity is the ability of the product to safely function when in use as it was originally intended.

Wrong Product: If we make an order entry or production error and send you the wrong product, we will replace with the correct item.

II. LIMITED WARRANTIES

Subject to the limitations and conditions set forth below, Grand Rapids Chair Company (Seller) provides the following limited warranties for its products:

INDOOR SEATING

- Steel Seating: 1 year free from finish defects and workmanship failures; 10 years structural integrity in the frame.
- Aluminum Seating: 1 year free from finish defects and workmanship failures; 10 years structural integrity in the frame.
- Wood Seating: 1 year free from finish defects and workmanship failures; 5 years structural integrity in the frame.

INDOOR TABLE BASES

- Steel Table Bases: 1 year free from finish defects and workmanship failures, 10 years structural warranty.
- Cast Iron Table Bases: 1 year free from finish defects and workmanship failures, 10 years structural warranty.
- Wood Table Bases: 1 year free from finish defects and workmanship failures, 10 years structural warranty.

INDOOR TABLE TOPS

- Solid Wood: 1 year free from finish defects and workmanship failures; 10 years structural integrity in the frame.
- Laminate: Subject to the warranty of the laminate supplier, if any, and to the extent assignable.
- Solid Surface: Subject to the warranty of the solid surface supplier, if any, and to the extent assignable.

OUTDOOR TABLE TOPS

- Metal: 1 year free from finish defects and workmanship failures; 3 years structural integrity in the frame.
- Steel may develop small rust spots over time in places where damage has occurred - such as chipping, scratches, or abrasions. Warranty does not cover those parts of the product which are exposed to abrasion during use.
- For aggressive environments with salt or chlorine exposure, regular cleaning every 3 months is recommended.

OUTDOOR TABLE BASES

- 1 year free from finish defects and workmanship failures; 3 years structural integrity in the frame.
- Steel may develop small rust spots over time in places where damage has occurred - such as chipping, scratches, or abrasions. Warranty does not cover those parts of the product which are exposed to abrasion during use.
- For aggressive environments with salt or chlorine exposure, regular cleaning every 3 months is recommended.

OUTDOOR SEATING

- 1 year free from finish defects and workmanship failures; 3 years structural integrity in the frame.
- Steel may develop small rust spots over time in places where damage has occurred - such as chipping, scratches, or abrasions. Warranty does not cover those parts of the product which are exposed to abrasion during use.
- For aggressive environments with salt or chlorine exposure, regular cleaning every 3 months is recommended.

UPHOLSTERY

- Customer's Own Material & Leather and Seller's Graded-in fabrics are subject to the warranty of the supplier, if any, and to the extent assignable.

COMPONENT PARTS & FITTINGS

- The following component parts not manufactured by Seller are covered under a 1 year warranty within normal use scenarios: screws, glides, casters, foot rests, plastic brackets, table hooks, Velcro, grommets, wire management, washers, stacking bumpers, purse shelf, foot rings, table-flip mechanisms, table-fold mechanisms, and table connectors.
- All other component parts not manufactured or supplied by Seller come without warranty.
- By way of example and not in limitation of the foregoing, electrical components are not covered under the Seller's warranty and are subject to the warranty of the electrical components supplier, if any and to the extent assignable.

SPECIALS/CUSTOM PRODUCTS

- If the goods are made according to the Buyer's specifications, Seller does not warrant adequacy of such specifications or that the goods will perform in accordance with such specifications.

III. PROVISIONS APPLICABLE TO ALL SELLER PRODUCTS AND SERVICES

WHAT IS NOT COVERED BY WARRANTY

- I. No warranty is made as to the selection, aesthetics, colorfastness, wear, or aging capability of fabrics, fabric treatments, finishes, or filling materials, including, but not limited to fillers such as foam/poly, cotton, and cardboard. Rusting of cast iron is not covered by warranty.
- II. Wood has a unique and naturally occurring pattern that can vary greatly. Due to the complex structure of wood, small knots, piths, pores, rings, etc. may appear and add decorative appeal. Variation in finish color due to organic variation in wood is not covered and is expected to occur.
- III. Flipping a chair on the top of a table will cause damage to the structural integrity and finish of both products and will accelerate the wear and tear of the table top finish and seat finish. Damage caused by flipping chairs on tables is not covered under the warranty.
- IV. "Stacking" items are susceptible to more wear and tear due to constant stacking; the warranty does not cover seat finish wear due to stacking or scratches/chips in powder coat finish where the legs meet during the stacking process.
- V. Solid wood and laminate table tops must be stored and used in indoor environments with relative humidity in the range of 35% to 50%. Exposure to relative humidity outside this range will cause the product to warp, check, or crack, resulting in loss of warranty coverage.
- VI. Charges for shipping, handling, installation, or disposal of defective units and/or replacement units unless approved in writing by Seller.
- VII. These warranties will not extend to ordinary wear and tear or goods subjected to misuse, abuse, neglect, damage, improper transportation, improper storage, improper cleaning, accident or improper installation or maintenance or which have been altered or repaired by anyone other than Seller or its authorized representative.

GRAND RAPIDS CHAIR COMPANY LIMITED WARRANTY

WHO BENEFITS FROM WARRANTY?

- I. If you purchase a product directly from the Seller or an authorized dealer (i.e. submit a purchase order, receive an acknowledgment for that order and pay the Seller for the goods received according to the terms of the invoice) for your own use, then you are the Buyer, and you will receive benefits of any applicable warranty described in this document. Only original buyers benefit from this warranty; the warranty is non-transferable.

ADDITIONAL INFORMATION

- I. Any warranty will begin on the date of shipment to the Buyer, subject to the conditions and limitations noted in this document.
- II. At the Buyer's request the Seller will attempt to match color during any repair or replacement, as long as a sample "product to match" has been shipped to the Seller at the expense of the Buyer. For various technical reasons related to color degradation in UV light and variations arising from the differences in lighting standards at different locations, the Seller does not guarantee that finishes will match.
- III. In the event a Buyer would like to match a previous order to a new order, the Buyer must send a physical sample to their Account Manager. Due to continual engineering improvements and modifications, we cannot guarantee each good will be an exact match to their previous order. Seller reserves the right to make changes in design and construction or discontinue products without prior notification.
- IV. In the event that a product or component is no longer available for any reasons or we have discontinued a particular material, part, or product, then the Seller will have no liability due to the inability to replace any unavailable part. The Seller's sole responsibility will be to offer an alternative part of reasonably similar performance or in its sole discretion refund the purchase price.
- V. Repairs and replacements do not extend any product warranty. In the event of any authorized repairs, the warranty term remains the order original day of shipment.
- VI. Due to the use of natural materials (wood, steel) and craftsmanship in our products, normal variations may occur from piece to piece. This warranty does not cover such differences, nor are variations from printed or digital images covered.

CLAIMS SUBMISSIONS

To file a warranty claim, email your account manager or customercare@grandrapidschair.com with the following information:

- Sales Order #
- Number of affected units
- Description of product failure
- Picture of damage
- Contact information
- Date damage was discovered

GRAND RAPIDS CHAIR COMPANY LIMITED WARRANTY

LIMITATIONS AND DISCLAIMERS

SELLER MAKES NO OTHER WARRANTIES OR REPRESENTATIONS, EXPRESS OR IMPLIED, BY OPERATION OF LAW OR OTHERWISE, INCLUDING WITHOUT LIMITATION ANY IMPLIED WARRANTY OF MERCHANTABILITY OR FITNESS FOR A PARTICULAR PURPOSE, ALL OF WHICH ARE HEREBY SPECIFICALLY DISCLAIMED. In particular, but without limiting the generality of the foregoing exclusion, (i) if the goods are made according to buyer's specifications, Seller does not warrant adequacy of such specifications or that the goods will perform in accordance with such specifications, (ii) if any goods furnished hereunder are made by any supplier other than Seller, Seller does not provide any warranty with respect to such goods, (iii) Seller does not warrant that the goods are in compliance with laws of any country, and (iv) if the goods are modules or assemblies, Seller does not warrant design, design performance, durability or system integration of the modules, assemblies or any components thereof. Limited warranty based on 12 hours, 360 day use. Seller's sole obligation under the foregoing warranties will be limited to either, at Seller's option, replacing or repairing defective goods or refunding the purchase price paid for such goods previously paid by Buyer, and Buyer's exclusive remedy for breach of any of such warranties will be enforcement of such obligation of Seller. These warranties will not extend to ordinary wear and tear or goods subjected to misuse, abuse, neglect, damage, improper transportation, improper storage, improper cleaning, accident or improper installation or maintenance or which have been altered or repaired by anyone other than Seller or its authorized representative. Seller shall not be liable on any claim for defective goods, which is not made within thirty (30) days after discovery of defect. The warranty is valid from the date of shipment to the original buyer and is non-transferable. Repair or replacement of goods will not extend the time of the original warranty. Misuse of goods includes without limitation (i) outdoor use of any goods intended for indoor use; and (ii) use of products in unsuitable environments or conditions. Where a product model is covered by a specific warranty for such model, the specific warranty shall govern and any more general warranty which might otherwise apply to the product type shall not apply. For all warranties, notwithstanding anything else in this warranty to the contrary: depending on the product's specific warranty, after the third or seventh anniversary of the date of shipment of the goods, Seller's sole obligation under the foregoing warranties will be limited to either, at Seller's option, replacing or repairing defective goods with Buyer responsible for the percentage of Seller's expense for such repair or replacement set forth below, or refunding the percentage set forth below of the purchase price paid for such goods previously paid by Buyer, and Buyer's exclusive remedy for breach of any of such warranties will be enforcement of such obligation of Seller.

Time frame	Percentage of purchase price credited to Buyer	
	5 Year Warranty Product	10 Year Warranty Product
On or after 3rd anniversary but prior to 4th anniversary	50%	100%
On or after 4th anniversary but prior to 5th anniversary	25%	100%
On or after 7th anniversary but prior to 8th anniversary	-	75%
On or after 8th anniversary but prior to 9th anniversary	-	50%
On or after 9th anniversary but prior to 10th anniversary	-	25%

GRAND RAPIDS CHAIR COMPANY LIMITED WARRANTY

REMEDIES AND LIMITATION OF LIABILITY

In the event Buyer claims Seller has breached any of its obligations under the contract, whether of warranty or otherwise, Seller may request the return of the goods and tender to Buyer the purchase price previously paid by Buyer, and in such event, Seller shall have no further obligation under the contract except to refund such purchase price upon redelivery of the goods. No goods may be returned without Seller's written request. If Seller requests the return of the goods, the goods will be returned by Buyer unless otherwise authorized in writing by Seller. Seller reserves the right to inspect any claimed defect, repair defective goods or install replacement parts, and perform any adjustment incident to satisfactory operation of the goods. In the event Buyer claims Seller has breached any of its obligations under the contract, whether of warranty or otherwise, and Seller has not delivered any goods to Buyer, Seller may tender to Buyer the purchase price previously paid by Buyer, and, in such event, Seller shall have no further obligation under the contract except to refund such purchase price previously paid by Buyer. The remedies contained in this and the preceding paragraph shall constitute the sole recourse of Buyer against Seller for breach of any of Seller's obligations under the contract, whether of warranty or otherwise. In no event shall Seller be liable for loss of time, inconvenience, commercial loss, incidental, consequential or special damages, including without limitation, lost revenues, profits or recall expenses, nor shall Seller's liability on any claim for damages arising out of or connected with the contract or the manufacture, sale, delivery or use of the goods exceed the purchase price of the goods previously paid by Buyer to Seller. Any warranty rights which Seller may have relating to any goods provided by other suppliers will be assigned to Buyer upon request. Seller shall not be liable for failure to perform its obligations under the contract resulting directly or indirectly from circumstances beyond Seller's reasonable control.

Effective Date: October 14, 2022

GRAPIDS 29983-1 528311v4

Model	Description	Page
105	Ladder Back Chair	77
105BS	Ladder Back Barstool	77
130-11	Sherman Chair	108
130BS-11	Sherman Barstool	108
130CH-11	Sherman Counter Stool	108
1400	Ava Chair Height Stool	47
1400BS-FR	Ava Bar Height Barstool	47
1400CH-FR	Ava Counter Height Stool	47
1401BS-FR	Ava Bar Height Barstool	47
1401	Ava Chair Height Stool	47
1401CH	Ava Counter Height Stool	47
1402	Ava Chair Height Stool	47
1402BS-FR	Ava Bar Height Barstool	47
1402CH-FR	Ava Counter Height Stool	47
1500	Mia Chair Height Barstool	89
1500BS-FR	Mia Bar Height Barstool	89
1500CH-FR	Mia Counter Height Barstool	89
1501	Mia Chair Height Barstool	89
1501BS-FR	Mia Bar Height Barstool	89
1501CH-FR	Mia Counter Height Barstool	89
1502	Mia Chair Height Barstool	89
1502BS-FR	Mia Bar Height Barstool	89
1502CH-FR	Mia Counter Height Barstool	89
190-33	Rita Lounge	98
191-33	Rita Lounge with HDPE arm caps	98
192-00	Rita lounge 10" Side Table Attachment	98
193-33	Rita Lounge with 10" HDPE side table attachment	98
196-33	Rita Loveseat	98
197-33	Rita LOVESEAT WITH HDPE ARM CAPS	98
225-10	Sally Core-Drilled Chair Height Stool	105
225BS-10	Sally Core-Drilled Barstool	105
225CH-10	Sally Core-Drilled Counter Height Stool	105
226-10	Sally Bolt Down Chair Height Stool	104
2261BS-10	Sally Bolt Down Barstool	104
2261CH-10	Sally Bolt Down Counter Height Stool	104
227-10	Sally Freestanding Chair Height Stool	106
2271BS-10	Sally Freestanding Barstool	106
2271CH-30	Sally Freestanding Counter Height Stool	106
250-11	Brady Chair	53
250BS-11	Brady Barstool	53
250CH-11	Brady Counter Stool	53
270BS	Harper Bar Height Stool — X-Base	67
270CH	Harper Counter Height Stool — X-Base	66
270	Harper Chair — X-Base	66
271	Harper Chair — 4-Leg	67
271BS	Harper Bar Height Stool — 4-Leg	68
271CH	Harper Counter Height Stool — 4-Leg	68
272	Harper Chair — Stacker	69
273	Harper Lounge Chair	69
280	Reece Chair	95
280BS	Reece Bar Height Stool	96
280CH	Reece Counter Height Stool	95
3001	Atlantis Chair Fixed Seating — Counter Height	114
3001	Siren Chair Fixed Seating — Counter Height	118
3002	Atlantis Chair Fixed Seating — Bar Height	115
3002	Siren Chair Fixed Seating — Bar Height	119
3003	Atlantis Chair Fixed Seating — Counter Height	114
3003	Siren Chair Fixed Seating — Counter Height	118
3004	Atlantis Chair Fixed Seating — Bar Height	115

SEATING INDEX

Model	Description	Page
330	Hurdle Stool	73
330BS	Hurdle Barstool	73
330CH	Hurdle Counter Stool	73
331	Half Hurdle Chair	73
331BS	Half Hurdle Barstool	73
331CH	Half Hurdle Counter Stool	73
332-10	Full Hurdle Chair	63
332BS-10	Full Hurdle Barstool	63
332CH-10	Full Hurdle Counter Stool	63
334	Hurdle Outdoor Stool	75
334BS	Hurdle Outdoor Barstool	75
334CH	Hurdle Outdoor Counter Stool	75
335	Half Hurdle Outdoor Chair	75
335BS	Half Hurdle Outdoor Barstool	75
335CH	Half Hurdle Outdoor Counter Stool	75
360BS-10	Sir Burly Barstool	110
360CH-10	Sir Burly Counter Stool	110
385-33	Alfred Chair	45
385BS-33	Alfred Barstool	45
385CH-33	Alfred Counter Stool	45
4001	Atlantis Chair Fixed Seating — Counter Height	114
4001	Siren Chair Fixed Seating — Counter Height	118
4002	Atlantis Chair Fixed Seating — Bar Height	115
4002	Siren Chair Fixed Seating — Bar Height	119
4003	Atlantis Chair Fixed Seating — Counter Height	114
4003	Siren Chair Fixed Seating — Bar Height	119
4003	Siren Chair Fixed Seating — Counter Height	118
4004	Atlantis Chair Fixed Seating — Bar Height	115
4004	Siren Chair Fixed Seating — Bar Height	119
501	Melissa Anne Chair	85
501BS	Melissa Anne Barstool	85
501CS-3000	Melissa Anne Chair Chair Height Fixed Seating	85
501CS-3001	Melissa Anne Chair Counter Height Fixed Seating	85
501CS-3002	Melissa Anne Chair Bar Height Fixed Seating	85
501CS-4000	Melissa Anne Chair Chair Height Fixed Seating	85
501CS-4001	Melissa Anne Chair Counter Height Fixed Seating	85
501CS-4002	Melissa Anne Chair Bar Height Fixed Seating	85
504	Melissa Anne Chair	87
504BS	Melissa Anne Barstool	87
571	Mama Melissa Chair	81
571BS	Mama Melissa Barstool	81
574	Mama Melissa Chair	83
574BS	Mama Melissa Barstool	83
6105BS	Ladder Back Swivel Barstool	77
6250BS-10	Brady Backless Barstool	53
6250CH-10	Brady Backless Counter Stool	53
6501BS	Melissa Anne Swivel Barstool	85
6504BS	Melissa Anne Swivel Barstool	87
725	Leo Chair	79
728-33	Ferdinand Chair	61
728BS-11	Ferdinand Barstool	61
728CH-11	Ferdinand Counter Stool	61
750	Atlantis Chair	113
750BS	Atlantis Barstool	113
750CS-3000	Atlantis Chair Fixed Seating — Chair Height	114
750CS-4000	Atlantis Chair Fixed Seating — Chair Height	114
827-11	Sadie II Chair	100
827BS-11	Sadie II Barstool	100
827CH-11	Sadie II Counter Stool	100

Model	Description	Page
828-66	Sadie II Outdoor Chair	102
828BS-66	Sadie II Outdoor Barstool	102
828CH-66	Sadie II Outdoor Counter Stool	102
840BS	Opla Barstool	91
840CH	Opla Counter Height Barstool	91
841	Removable Opla Seat Pad	92
842	Anti-Theft Opla Seat Pad	92
843	Opla Chair	91
843A	Opla Armchair	91
845-66	Hula Chair	71
845BS-66	Hula Barstool	71
845CH-66	Hula Counter Stool	71
850	Siren Chair	117
850BS	Siren Barstool	117
850CS-3000	Siren Chair Fixed Seating — Chair Height	118
850CS-4000	Siren Chair Fixed Seating — Chair Height	118
990	Felix Wood Chair	56
990BS	Felix Wood Barstool	56
991	Felix Laminate Chair	56
991BS	Felix Laminate Barstool	56
992	Felix Jr. Chair	59
992BS	Felix Jr. Barstool	59
993	Felix Jr. Chair	59
993BS	Felix Jr. Barstool	59
B014-UPH	No. 14 Chair	22
B014-VEN	No. 14 Chair	22
B018BS-UPH	No. 18 Barstool	23
B018BS-VEN	No. 18 Barstool	22
B018-UPH	No. 18 Chair	22
B018-VEN	No. 18 Chair	22
B030A-UPH	No. 30 Armchair	23
B030A-VEN	No. 30 Armchair	23
B033A-UPH-BK	No. 33 Armchair	23
B073BS-UPH	No. 73 Barstool	24
B073BS-VEN	No. 73 Barstool	23
B763-UPH	No. 763 Chair	24
BBN-16-41-RTR-18	Bowen Indoor Bench	49
BWB-16-41-RTR-18	Bowen Outdoor Bench	51
DYL-B	Dylan 22" Bench	29
DYL-B	Dylan 48" Bench	29
DYL-B	Dylan 54" Bench	29
DYL-B	Dylan 66" Bench	30
DYL-B	Dylan 78" Bench	30
DYL-B	Dylan 90" Bench	30
W2625	Andy Lounge	17
W2625A	Andy Lounge With Arms	17
W400AC	Merano Armchair	36
W400BS	Merano Barstool — 30" Barstool	36
W400CH	Merano Barstool — 24" Counter Height	36
W400SC	Merano Chair	36
W437	Leaf Chair	34
W437BS	Leaf Barstool	34
W437CH	Leaf Counter Stool	34
W504	Wood Melissa Chair	40
W504-V12	Wood Melissa Chair	40
W504-V15	Wood Melissa Chair	40
W504-V16	Wood Melissa Chair	40
W504-V21	Wood Melissa Chair	40
W504-V22	Wood Melissa Chair	40

SEATING INDEX

Model	Description	Page
W504-V25	Wood Melissa Chair	40
W504-V26	Wood Melissa Chair	40
W504A	Wood Melissa Armchair	41
W504A-V12	Wood Melissa Armchair	41
W504A-V15	Wood Melissa Armchair	41
W504A-V16	Wood Melissa Armchair	41
W504A-V21	Wood Melissa Armchair	41
W504A-V22	Wood Melissa Armchair	41
W504A-V25	Wood Melissa Armchair	41
W504A-V26	Wood Melissa Armchair	41
W504BS	Wood Melissa Barstool	42
W504BS-V12	Wood Melissa Barstool	42
W504BS-V15	Wood Melissa Barstool	42
W504BS-V16	Wood Melissa Barstool	42
W504BS-V21	Wood Melissa Barstool	42
W504BS-V22	Wood Melissa Barstool	42
W504BS-V25	Wood Melissa Barstool	42
W504BS-V26	Wood Melissa Barstool	42
W515	Hugh Chair	32
W520BS-11	Brooke Barstool	27
W520CH-11	Brooke Counter Height Stool	26
W522-11	Brooke Chair	26
W530	Wood Chair	38
W530BS	Wood Barstool	38
W530CH	Wood Counter Stool	38
W540-21	Wood Chair	19
W540BS-22	Wood Barstool	19
W540CH-22	Wood Counter Stool	19
W541	Wood Lounge	20
WN504	Wood Melissa Nesting Chair	40

Model	Description	Page
7000	24"-36" Cantilever Table Mount	179
7005	36"-54" Cantilever Table Mount	179
7010	14"-20" Cantilever Table Mount	179
ADR-30-60-RT-30	30" High, Solid Wood Andrea Communal Table	182
ADR-30-60-RT-36	36" High, Solid Wood Andrea Communal Table	182
ADR-30-60-RT-42	42" High, Solid Wood Andrea Communal Table	182
ADR-30-72-RT-30	30" High, Solid Wood Andrea Communal Table	182
ADR-30-72-RT-36	36" High, Solid Wood Andrea Communal Table	182
ADR-30-72-RT-42	42" High, Solid Wood Andrea Communal Table	182
ADR-30-84-RT-30	30" High, Solid Wood Andrea Communal Table	182
ADR-30-84-RT-36	36" High, Solid Wood Andrea Communal Table	182
ADR-30-84-RT-42	42" High, Solid Wood Andrea Communal Table	182
ADR-30-94-RT-30	30" High, Solid Wood Andrea Communal Table	182
ADR-30-94-RT-36	36" High, Solid Wood Andrea Communal Table	182
ADR-30-94-RT-42	42" High, Solid Wood Andrea Communal Table	182
ADR-36-60-RT-30	30" High, Solid Wood Andrea Communal Table	182
ADR-36-60-RT-36	36" High, Solid Wood Andrea Communal Table	182
ADR-36-60-RT-42	42" High, Solid Wood Andrea Communal Table	182
ADR-36-72-RT-30	30" High, Solid Wood Andrea Communal Table	182
ADR-36-72-RT-36	36" High, Solid Wood Andrea Communal Table	182
ADR-36-72-RT-42	42" High, Solid Wood Andrea Communal Table	182
ADR-36-84-RT-30	30" High, Solid Wood Andrea Communal Table	182
ADR-36-84-RT-36	36" High, Solid Wood Andrea Communal Table	182
ADR-36-84-RT-42	42" High, Solid Wood Andrea Communal Table	182
ADR-36-94-RT-30	30" High, Solid Wood Andrea Communal Table	182
ADR-36-94-RT-36	36" High, Solid Wood Andrea Communal Table	182
ADR-36-94-RT-42	42" High, Solid Wood Andrea Communal Table	182
AND-36-36-SQ-30	30" High, Andy Square Communal Table	184
AND-36-60-RT-30	30" High, Andy Rectangular Communal Table	184
AND-36-60-RT-36	36" High, Andy Rectangular Communal Table	184
AND-36-60-RT-42	42" High, Andy Rectangular Communal Table	184
AND-36-72-RT-30	30" High, Andy Rectangular Communal Table	184
AND-36-72-RT-36	36" High, Andy Rectangular Communal Table	184
AND-36-72-RT-42	42" High, Andy Rectangular Communal Table	184
AND-36-84-RT-30	30" High, Andy Rectangular Communal Table	184
AND-36-84-RT-36	36" High, Andy Rectangular Communal Table	184
AND-36-84-RT-42	42" High, Andy Rectangular Communal Table	184
AND-36-96-RT-30	30" High, Andy Rectangular Communal Table	184
AND-36-96-RT-36	36" High, Andy Rectangular Communal Table	184
AND-36-96-RT-42	42" High, Andy Rectangular Communal Table	184
AND-42-42-SQ-30	30" High, Andy Square Communal Table	184
AND-42-60-RT-30	30" High, Andy Rectangular Communal Table	184
AND-42-60-RT-36	36" High, Andy Rectangular Communal Table	184
AND-42-60-RT-42	42" High, Andy Rectangular Communal Table	184
AND-42-72-RT-30	30" High, Andy Rectangular Communal Table	184
AND-42-72-RT-36	36" High, Andy Rectangular Communal Table	184
AND-42-72-RT-42	42" High, Andy Rectangular Communal Table	184
AND-42-84-RT-30	30" High, Andy Rectangular Communal Table	184
AND-42-84-RT-36	36" High, Andy Rectangular Communal Table	184
AND-42-84-RT-42	42" High, Andy Rectangular Communal Table	184
AND-42-96-RT-30	30" High, Andy Rectangular Communal Table	184
AND-42-96-RT-36	36" High, Andy Rectangular Communal Table	184
AND-42-96-RT-42	42" High, Andy Rectangular Communal Table	184
AND-48-48-SQ-30	30" High, Andy Square Communal Table	184
AND-54-54-SQ-30	30" High, Andy Square Communal Table	184
BCN-36-59-RTR-30	30" High, Bowen Communal Table	186
BCN-36-59-RTR-36	36" High, Bowen Communal Table	186
BCN-36-59-RTR-42	42" High, Bowen Communal Table	186
BCN-36-71-RTR-30	30" High, Bowen Communal Table	186

TABLES INDEX

Model	Description	Page
BCN-36-71-RTR-36	36" High, Bowen Communal Table	186
BCN-36-71-RTR-42	42" High, Bowen Communal Table	186
BCN-36-82-RTR-30	30" High, Bowen Communal Table	186
BCN-36-82-RTR-36	36" High, Bowen Communal Table	186
BCN-36-82-RTR-42	42" High, Bowen Communal Table	186
BD4100-30	30" High, Bolt-Down Table Base	174
BD4100-36	36" High, Bolt-Down Table Base	174
BD4100-36-FR	36" High, Bolt-Down Table Base With Foot Ring	174
BD4100-42	42" High, Bolt-Down Table Base	174
BD4100-42-FR	42" High, Bolt-Down Table Base With Foot Ring	174
BRC-24-48-RT-30	30" High, Solid Wood Brady Communal Table	190
BRC-24-60-RT-30	30" High, Solid Wood Brady Communal Table	190
BRC-24-72-RT-30	30" High, Solid Wood Brady Communal Table	190
BRC-24-84-RT-30	30" High, Solid Wood Brady Communal Table	190
BRC-24-94-RT-30	30" High, Solid Wood Brady Communal Table	190
BRC-30-60-RT-30	30" High, Solid Wood Brady Communal Table	190
BRC-30-60-RT-36	36" High, Solid Wood Brady Communal Table	190
BRC-30-60-RT-42	42" High, Solid Wood Brady Communal Table	190
BRC-30-72-RT-30	30" High, Solid Wood Brady Communal Table	190
BRC-30-72-RT-36	36" High, Solid Wood Brady Communal Table	190
BRC-30-72-RT-42	42" High, Solid Wood Brady Communal Table	190
BRC-30-84-RT-30	30" High, Solid Wood Brady Communal Table	190
BRC-30-84-RT-36	36" High, Solid Wood Brady Communal Table	190
BRC-30-84-RT-42	42" High, Solid Wood Brady Communal Table	190
BRC-30-94-RT-30	30" High, Solid Wood Brady Communal Table	190
BRC-30-94-RT-36	36" High, Solid Wood Brady Communal Table	190
BRC-30-94-RT-42	42" High, Solid Wood Brady Communal Table	190
BRC-36-60-RT-30	30" High, Solid Wood Brady Communal Table	190
BRC-36-60-RT-36	36" High, Solid Wood Brady Communal Table	190
BRC-36-60-RT-42	42" High, Solid Wood Brady Communal Table	190
BRC-36-72-RT-30	30" High, Solid Wood Brady Communal Table	190
BRC-36-72-RT-36	36" High, Solid Wood Brady Communal Table	190
BRC-36-72-RT-42	42" High, Solid Wood Brady Communal Table	190
BRC-36-84-RT-30	30" High, Solid Wood Brady Communal Table	190
BRC-36-84-RT-36	36" High, Solid Wood Brady Communal Table	190
BRC-36-84-RT-42	42" High, Solid Wood Brady Communal Table	190
BRC-36-94-RT-30	30" High, Solid Wood Brady Communal Table	190
BRC-36-94-RT-36	36" High, Solid Wood Brady Communal Table	190
BRC-36-94-RT-42	42" High, Solid Wood Brady Communal Table	190
BRP-24-24-SQ-30	30" High, Square Brady Table	145
BRP-24-24-SQ-36	36" High, Square Brady Table	145
BRP-24-24-SQ-42	42" High, Square Brady Table	145
BRP-24-30-RT-30	30" High, Rectangular Brady Table	146
BRP-24-36-RT-30	30" High, Rectangular Brady Table	146
BRP-30-30-RD-30	30" High, Round Brady Table	144
BRP-30-30-RD-36	36" High, Round Brady Table	144
BRP-30-30-RD-42	42" High, Round Brady Table	144
BRP-30-30-SQ-30	30" High, Square Brady Table	145
BRP-30-30-SQ-36	36" High, Square Brady Table	145
BRP-30-30-SQ-42	42" High, Square Brady Table	145
BRP-30-36-RT-30	30" High, Rectangular Brady Table	146
BRP-36-36-RD-30	30" High, Round Brady Table	144
BRP-36-36-RD-36	36" High, Round Brady Table	144
BRP-36-36-RD-42	42" High, Round Brady Table	144
BRP-36-36-SQ-30	30" High, Square Brady Table	145
BRP-36-36-SQ-36	36" High, Square Brady Table	145
BRP-36-36-SQ-42	42" High, Square Brady Table	145
BWC-36-59-RT-30	30" High, Bowen Communal Table	188
BWC-36-59-RT-36	36" High, Bowen Communal Table	188

Model	Description	Page
BWC-36-59-RT-42	42" High, Bowen Communal Table	188
BWC-36-71-RT-30	30" High, Bowen Communal Table	188
BWC-36-71-RT-36	36" High, Bowen Communal Table	188
BWC-36-71-RT-42	42" High, Bowen Communal Table	188
BWC-36-82-RT-30	30" High, Bowen Communal Table	188
BWC-36-82-RT-36	36" High, Bowen Communal Table	188
BWC-36-82-RT-42	42" High, Bowen Communal Table	188
BWP-24-24-SQ-30	30" High, Bowen Table with round column	142
BWP-24-24-SQ-36	36" High, Bowen Table with round column	142
BWP-24-24-SQ-42	42" High, Bowen Table with round column	142
BWP-24-29-RT-30	30" High, Bowen Table with round column	142
BWP-24-29-RT-36	36" High, Bowen Table with round column	142
BWP-24-29-RT-42	42" High, Bowen Table with round column	142
BWP-24-35-RT-30	30" High, Bowen Table with round column	142
BWP-24-35-RT-36	30" High, Bowen Table with round column	142
BWP-24-35-RT-42	42" High, Bowen Table with round column	142
BWP-30-29-SQ-30	30" High, Bowen Table with round column	142
BWP-30-29-SQ-36	30" High, Bowen Table with round column	142
BWP-30-29-SQ-42	42" High, Bowen Table with round column	142
BWP-30-35-RT-30	30" High, Bowen Table with round column	142
BWP-30-35-RT-36	30" High, Bowen Table with round column	142
BWP-30-35-RT-42	42" High, Bowen Table with round column	142
BWP-36-35-SQ-30	30" High, Bowen Table with round column	142
BWP-36-35-SQ-36	30" High, Bowen Table with round column	142
BWP-36-35-SQ-42	42" High, Bowen Table with round column	142
CA-24-24-RD-30	30" High, Round Cassandra Table	148
CA-24-24-RD-36	36" High, Round Cassandra Table	148
CA-24-24-RD-36-FR	36" High, Round Cassandra Table With Foot Ring	148
CA-24-24-RD-42	42" High, Round Cassandra Table	148
CA-24-24-RD-42-FR	42" High, Round Cassandra Table With Foot Ring	149
CA-24-24-SQ-30	30" High, Square Cassandra Table	150
CA-24-24-SQ-36	36" High, Square Cassandra Table	150
CA-24-24-SQ-36-FR	36" High, Square Cassandra Table With Foot Ring	150
CA-24-24-SQ-42	42" High, Square Cassandra Table	150
CA-24-24-SQ-42-FR	42" High, Square Cassandra Table With Foot Ring	150
CA-24-30-RT-30	30" High, Rectangular Cassandra Table	151
CA-24-30-RT-36	36" High, Rectangular Cassandra Table	151
CA-24-30-RT-36-FR	36" High, Rectangular Cassandra Table With Foot Ring	151
CA-24-30-RT-42	42" High, Rectangular Cassandra Table	151
CA-24-30-RT-42-FR	42" High, Rectangular Cassandra Table With Foot Ring	151
CA-24-36-RT-30	30" High, Rectangular Cassandra Table	151
CA-24-36-RT-36	36" High, Rectangular Cassandra Table	151
CA-24-36-RT-36-FR	36" High, Rectangular Cassandra Table With Foot Ring	151
CA-24-36-RT-42	42" High, Rectangular Cassandra Table	151
CA-24-36-RT-42-FR	42" High, Rectangular Cassandra Table With Foot Ring	151
CA-24-42-RT-30	30" High, Rectangular Cassandra Table	151
CA-24-42-RT-36	36" High, Rectangular Cassandra Table	151
CA-24-42-RT-36-FR	36" High, Rectangular Cassandra Table With Foot Ring	151
CA-24-42-RT-42	42" High, Rectangular Cassandra Table	151
CA-24-42-RT-42-FR	42" High, Rectangular Cassandra Table With Foot Ring	151
CA-24-48-RT-30	30" High, Rectangular Cassandra Table With Four Columns	151
CA-24-48-RT-36	36" High, Rectangular Cassandra Table With Four Columns	151
CA-24-48-RT-42	42" High, Rectangular Cassandra Table With Four Columns	151
CA-24-60-RT-30	30" High, Rectangular Cassandra Table With T-Legs	152
CA-24-72-RT-30	30" High, Rectangular Cassandra Table With T-Legs	152
CA-30-30-RD-30	30" High, Round Cassandra Table	148
CA-30-30-RD-36	36" High, Round Cassandra Table	148
CA-30-30-RD-36-FR	36" High, Round Cassandra Table With Foot Ring	148
CA-30-30-RD-42	42" High, Round Cassandra Table	148

TABLES INDEX

Model	Description	Page
CA-30-30-SQ-30	30" High, Square Cassandra Table	150
CA-30-30-SQ-36	36" High, Square Cassandra Table	150
CA-30-30-SQ-36-FR	36" High, Square Cassandra Table With Foot Ring	150
CA-30-30-SQ-42	42" High, Square Cassandra Table	150
CA-30-30-SQ-42-FR	42" High, Square Cassandra Table With Foot Ring	150
CA-30-48-RT-30	30" High, Rectangular Cassandra Table With T-Legs	152
CA-30-60-RT-30	30" High, Rectangular Cassandra Table With T-Legs	152
CA-30-72-RT-30	30" High, Rectangular Cassandra Table With T-Legs	152
CA-36-36-RD-30	30" High, Round Cassandra Table	148
CA-36-36-RD-36	36" High, Round Cassandra Table	148
CA-36-36-RD-36-FR	36" High, Round Cassandra Table With Foot Ring	148
CA-36-36-RD-42	42" High, Round Cassandra Table	148
CA-36-36-SQ-30	30" High, Square Cassandra Table	150
CA-36-36-SQ-36	36" High, Square Cassandra Table	150
CA-36-36-SQ-36-FR	36" High, Square Cassandra Table With Foot Ring	150
CA-36-36-SQ-42	42" High, Square Cassandra Table	150
CA-36-36-SQ-42-FR	42" High, Square Cassandra Table With Foot Ring	150
CA-36-42-RT-30	30" High, Rectangular Cassandra Table With Four Columns	151
CA-36-42-RT-36	36" High, Rectangular Cassandra Table With Four Columns	151
CA-36-42-RT-42	42" High, Rectangular Cassandra Table With Four Columns	151
CA-36-48-RT-30	30" High, Rectangular Cassandra Table With Four Columns	152
CA-36-60-RT-30	30" High, Rectangular Cassandra Table With Double T-Legs	152
CA-36-72-RT-30	30" High, Rectangular Cassandra Table With Double T-Legs	152
CA-42-42-RD-30	30" High, Round Cassandra Table With Four Columns	149
CA-42-42-RD-36	36" High, Round Cassandra Table With Four Columns	149
CA-42-42-RD-42	42" High, Round Cassandra Table With Four Columns	149
CA-42-42-RD-42-FR	42" High, Round Cassandra Table With Foot Ring	149
CA-42-42-SQ-30	30" High, Square Cassandra Table With Four Columns	150
CA-42-48-RT-30	30" High, Rectangular Cassandra Table With Four Columns	152
CA-42-60-RT-30	30" High, Rectangular Cassandra Table With Double T-Legs	152
CA-48-48-RD-30	30" High, Round Cassandra Table With Four Columns	149
CA-48-48-SQ-30	30" High, Square Cassandra Table With Four Columns	150
CA-54-54-RD-30	30" High, Round Cassandra Table With Four Columns	149
CA-60-60-RD-30	30" High, Round Cassandra Table With Four Columns	149
CA-72-72-RD-30	30" High, Round Cassandra Table With Four Columns	149
CD3100-30	30" High, Core Drilled Table Base	173
CD3100-36	36" High, Core Drilled Table Base	173
CD3100-36-FR	36" High, Core Drilled Table Base With Foot Ring	173
CD3100-42	42" High, Core Drilled Table Base	173
CD3100-42-FR	42" High, Core Drilled Table Base With Foot Ring	173
DYL-T-LAM-246030	30" High, Laminate Dylan Communal Table	195
DYL-T-LAM-246036	36" High, Laminate Dylan Communal Table	195
DYL-T-LAM-246042	42" High, Laminate Dylan Communal Table	196
DYL-T-LAM-247230	30" High, Laminate Dylan Communal Table	195
DYL-T-LAM-247236	36" High, Laminate Dylan Communal Table	195
DYL-T-LAM-247242	42" High, Laminate Dylan Communal Table	196
DYL-T-LAM-248430	30" High, Laminate Dylan Communal Table	195
DYL-T-LAM-248436	36" High, Laminate Dylan Communal Table	195
DYL-T-LAM-248442	42" High, Laminate Dylan Communal Table	196
DYL-T-LAM-249430	30" High, Laminate Dylan Communal Table	195
DYL-T-LAM-249436	36" High, Laminate Dylan Communal Table	195
DYL-T-LAM-249442	42" High, Laminate Dylan Communal Table	196
DYL-T-LAM-306030	30" High, Laminate Dylan Communal Table	195
DYL-T-LAM-306036	36" High, Laminate Dylan Communal Table	195
DYL-T-LAM-306042	42" High, Laminate Dylan Communal Table	196
DYL-T-LAM-307230	30" High, Laminate Dylan Communal Table	195
DYL-T-LAM-307236	36" High, Laminate Dylan Communal Table	195
DYL-T-LAM-307242	42" High, Laminate Dylan Communal Table	196
DYL-T-LAM-308430	30" High, Laminate Dylan Communal Table	195

Model	Description	Page
DYL-T-LAM-308436	36" High, Laminate Dylan Communal Table	195
DYL-T-LAM-308442	42" High, Laminate Dylan Communal Table	196
DYL-T-LAM-309430	30" High, Laminate Dylan Communal Table	195
DYL-T-LAM-309436	36" High, Laminate Dylan Communal Table	195
DYL-T-LAM-309442	42" High, Laminate Dylan Communal Table	196
DYL-T-LAM-366030	30" High, Laminate Dylan Communal Table	195
DYL-T-LAM-366036	36" High, Laminate Dylan Communal Table	195
DYL-T-LAM-366042	42" High, Laminate Dylan Communal Table	196
DYL-T-LAM-367230	30" High, Laminate Dylan Communal Table	195
DYL-T-LAM-367236	36" High, Laminate Dylan Communal Table	195
DYL-T-LAM-367242	42" High, Laminate Dylan Communal Table	196
DYL-T-LAM-368430	30" High, Laminate Dylan Communal Table	195
DYL-T-LAM-368436	36" High, Laminate Dylan Communal Table	195
DYL-T-LAM-368442	42" High, Laminate Dylan Communal Table	196
DYL-T-LAM-369430	30" High, Laminate Dylan Communal Table	195
DYL-T-LAM-369436	36" High, Laminate Dylan Communal Table	195
DYL-T-LAM-369442	42" High, Laminate Dylan Communal Table	196
DYL-T-SW-246030	30" High, Solid Wood Dylan Communal Table	193
DYL-T-SW-246036	36" High, Solid Wood Dylan Communal Table	193
DYL-T-SW-246042	42" High, Solid Wood Dylan Communal Table	194
DYL-T-SW-247230	30" High, Solid Wood Dylan Communal Table	193
DYL-T-SW-247236	36" High, Solid Wood Dylan Communal Table	193
DYL-T-SW-247242	42" High, Solid Wood Dylan Communal Table	194
DYL-T-SW-248430	30" High, Solid Wood Dylan Communal Table	193
DYL-T-SW-248436	36" High, Solid Wood Dylan Communal Table	193
DYL-T-SW-248442	42" High, Solid Wood Dylan Communal Table	194
DYL-T-SW-249430	30" High, Solid Wood Dylan Communal Table	193
DYL-T-SW-249436	36" High, Solid Wood Dylan Communal Table	193
DYL-T-SW-249442	42" High, Solid Wood Dylan Communal Table	194
DYL-T-SW-306030	30" High, Solid Wood Dylan Communal Table	193
DYL-T-SW-306036	36" High, Solid Wood Dylan Communal Table	193
DYL-T-SW-306042	42" High, Solid Wood Dylan Communal Table	194
DYL-T-SW-307230	30" High, Solid Wood Dylan Communal Table	193
DYL-T-SW-307236	36" High, Solid Wood Dylan Communal Table	193
DYL-T-SW-307242	42" High, Solid Wood Dylan Communal Table	194
DYL-T-SW-308430	30" High, Solid Wood Dylan Communal Table	193
DYL-T-SW-308436	36" High, Solid Wood Dylan Communal Table	193
DYL-T-SW-308442	42" High, Solid Wood Dylan Communal Table	194
DYL-T-SW-309430	30" High, Solid Wood Dylan Communal Table	193
DYL-T-SW-309436	36" High, Solid Wood Dylan Communal Table	193
DYL-T-SW-309442	42" High, Solid Wood Dylan Communal Table	194
DYL-T-SW-366030	30" High, Solid Wood Dylan Communal Table	193
DYL-T-SW-366036	36" High, Solid Wood Dylan Communal Table	193
DYL-T-SW-366042	42" High, Solid Wood Dylan Communal Table	194
DYL-T-SW-367230	30" High, Solid Wood Dylan Communal Table	193
DYL-T-SW-367236	36" High, Solid Wood Dylan Communal Table	193
DYL-T-SW-367242	42" High, Solid Wood Dylan Communal Table	194
DYL-T-SW-368430	30" High, Solid Wood Dylan Communal Table	193
DYL-T-SW-368436	36" High, Solid Wood Dylan Communal Table	193
DYL-T-SW-368442	42" High, Solid Wood Dylan Communal Table	194
DYL-T-SW-369430	30" High, Solid Wood Dylan Communal Table	193
DYL-T-SW-369436	36" High, Solid Wood Dylan Communal Table	193
DYL-T-SW-369442	42" High, Solid Wood Dylan Communal Table	194
FNK-30-72-RT-30	30" High, Frankie Communal Table - Rectangular Top	198
FNK-30-72-RT-36	36" High, Frankie Communal Table - Rectangular Top	200
FNK-30-72-RT-42	42" High, Frankie Communal Table - Rectangular Top	200
FNK-30-72-RTK-36	36" High, Frankie Communal Table - Racetrack Top	201
FNK-30-72-RTK-42	42" High, Frankie Communal Table - Racetrack Top	201
FNK-30-72-RTR-30	30" High, Frankie Communal Table - 5" Radius Rectangular Top	198

TABLES INDEX

Model	Description	Page
FNK-30-72-RTR-36	36" High, Frankie Communal Table - Radius Rectangular Top	200
FNK-30-72-RTR-42	42" High, Frankie Communal Table - Radius Rectangular Top	200
FNK-30-84-RT-30	30" High, Frankie Communal Table - Rectangular Top	198
FNK-30-84-RT-36	36" High, Frankie Communal Table - Rectangular Top	200
FNK-30-84-RT-42	42" High, Frankie Communal Table - Rectangular Top	200
FNK-30-84-RTK-36	36" High, Frankie Communal Table - Racetrack Top	201
FNK-30-84-RTK-42	42" High, Frankie Communal Table - Racetrack Top	201
FNK-30-84-RTR-30	30" High, Frankie Communal Table - 5" Radius Rectangular Top	198
FNK-30-84-RTR-36	36" High, Frankie Communal Table - Radius Rectangular Top	200
FNK-30-84-RTR-42	42" High, Frankie Communal Table - Radius Rectangular Top	200
FNK-30-94-RT-30	30" High, Frankie Communal Table - Rectangular Top	198
FNK-30-94-RT-36	36" High, Frankie Communal Table - Rectangular Top	200
FNK-30-94-RT-42	42" High, Frankie Communal Table - Rectangular Top	200
FNK-30-94-RTK-36	36" High, Frankie Communal Table - Racetrack Top	201
FNK-30-94-RTK-42	42" High, Frankie Communal Table - Racetrack Top	201
FNK-30-94-RTR-30	30" High, Frankie Communal Table - 5" Radius Rectangular Top	198
FNK-30-94-RTR-36	30" High, Frankie Communal Table - Radius Rectangular Top	200
FNK-30-94-RTR-42	30" High, Frankie Communal Table - Radius Rectangular Top	200
FNK-36-72-RT-30	30" High, Frankie Communal Table - Rectangular Top	198
FNK-36-72-RT-36	36" High, Frankie Communal Table - Rectangular Top	200
FNK-36-72-RT-42	42" High, Frankie Communal Table - Rectangular Top	200
FNK-36-72-RTK-36	36" High, Frankie Communal Table - Racetrack Top	201
FNK-36-72-RTK-42	42" High, Frankie Communal Table - Racetrack Top	201
FNK-36-72-RTR-30	30" High, Frankie Communal Table - 5" Radius Rectangular Top	198
FNK-36-72-RTR-36	36" High, Frankie Communal Table - Radius Rectangular Top	200
FNK-36-72-RTR-42	42" High, Frankie Communal Table - Radius Rectangular Top	200
FNK-36-84-RT-30	30" High, Frankie Communal Table - Rectangular Top	198
FNK-36-84-RT-36	36" High, Frankie Communal Table - Rectangular Top	200
FNK-36-84-RT-42	42" High, Frankie Communal Table - Rectangular Top	200
FNK-36-84-RTK-36	36" High, Frankie Communal Table - Racetrack Top	201
FNK-36-84-RTK-42	42" High, Frankie Communal Table - Racetrack Top	201
FNK-36-84-RTR-30	30" High, Frankie Communal Table - 5" Radius Rectangular Top	198
FNK-36-84-RTR-36	36" High, Frankie Communal Table - Radius Rectangular Top	200
FNK-36-84-RTR-42	42" High, Frankie Communal Table - Radius Rectangular Top	200
FNK-36-94-RT-30	30" High, Frankie Communal Table - Rectangular Top	198
FNK-36-94-RT-36	36" High, Frankie Communal Table - Rectangular Top	200
FNK-36-94-RT-42	42" High, Frankie Communal Table - Rectangular Top	200
FNK-36-94-RTK-36	36" High, Frankie Communal Table - Racetrack Top	201
FNK-36-94-RTK-42	42" High, Frankie Communal Table - Racetrack Top	201
FNK-36-94-RTR-30	30" High, Frankie Communal Table - 5" Radius Rectangular Top	198
FNK-36-94-RTR-36	36" High, Frankie Communal Table - Radius Rectangular Top	200
FNK-36-94-RTR-42	42" High, Frankie Communal Table - Radius Rectangular Top	200
JE-24-24-RD-30	30" High, Round Jerome Table	154
JE-24-24-RD-36	36" High, Round Jerome Table	154
JE-24-24-RD-36-FR	36" High, Round Jerome Table With Foot Ring	154
JE-24-24-RD-42	42" High, Round Jerome Table	154
JE-24-24-RD-42-FR	42" High, Round Jerome Table With Foot Ring	155
JE-24-24-SQ-30	30" High, Square Jerome Table	156
JE-24-24-SQ-36	36" High, Square Jerome Table	156
JE-24-24-SQ-36-FR	36" High, Square Jerome Table With Foot Ring	156
JE-24-24-SQ-42	42" High, Square Jerome Table	156
JE-24-24-SQ-42-FR	42" High, Square Jerome Table With Foot Ring	156
JE-24-30-RT-30	30" High, Rectangular Jerome Table	157
JE-24-30-RT-36	36" High, Rectangular Jerome Table	157
JE-24-30-RT-36-FR	36" High, Rectangular Jerome Table With Foot Ring	157
JE-24-30-RT-42	42" High, Rectangular Jerome Table	157
JE-24-30-RT-42-FR	42" High, Rectangular Jerome Table With Foot Ring	157
JE-24-36-RT-30	30" High, Rectangular Jerome Table	157
JE-24-36-RT-36	36" High, Rectangular Jerome Table	157

Model	Description	Page
JE-24-36-RT-36-FR	36" High, Rectangular Jerome Table With Foot Ring	157
JE-24-36-RT-42	42" High, Rectangular Jerome Table	157
JE-24-36-RT-42-FR	42" High, Rectangular Jerome Table With Foot Ring	157
JE-24-42-RT-30	30" High, Rectangular Jerome Table With T-Legs	158
JE-24-42-RT-36	36" High, Rectangular Jerome Table With T-Legs	158
JE-24-42-RT-42	42" High, Rectangular Jerome Table With T-Legs	158
JE-24-48-RT-30	30" High, Rectangular Jerome Table With T-Legs	158
JE-24-48-RT-36	36" High, Rectangular Jerome Table With T-Legs	158
JE-24-48-RT-42	42" High, Rectangular Jerome Table With T-Legs	158
JE-24-60-RT-30	30" High, Rectangular Jerome Table With T-Legs	158
JE-24-72-RT-30	30" High, Rectangular Jerome Table With T-Legs	158
JE-30-30-RD-30	30" High, Round Jerome Table	154
JE-30-30-RD-36	36" High, Round Jerome Table	154
JE-30-30-RD-36-FR	36" High, Round Jerome Table With Foot Ring	154
JE-30-30-RD-42	42" High, Round Jerome Table	154
JE-30-30-RD-42-FR	42" High, Round Jerome Table With Foot Ring	155
JE-30-30-SQ-30	30" High, Square Jerome Table	156
JE-30-30-SQ-36	36" High, Square Jerome Table	156
JE-30-30-SQ-36-FR	36" High, Square Jerome Table With Foot Ring	156
JE-30-30-SQ-42	42" High, Square Jerome Table	156
JE-30-30-SQ-42-FR	42" High, Square Jerome Table With Foot Ring	156
JE-30-60-RT-30	30" High, Rectangular Jerome Table With T-Legs	158
JE-30-72-RT-30	30" High, Rectangular Jerome Table With T-Legs	158
JE-36-36-RD-30	30" High, Round Jerome Table	154
JE-36-36-RD-36	36" High, Round Jerome Table	154
JE-36-36-RD-36-FR	36" High, Round Jerome Table With Foot Ring	154
JE-36-36-RD-42	42" High, Round Jerome Table	154
JE-36-36-RD-42-FR	42" High, Round Jerome Table With Foot Ring	155
JE-36-36-SQ-30	30" High, Square Jerome Table	156
JE-36-36-SQ-36	36" High, Square Jerome Table	156
JE-36-36-SQ-36-FR	36" High, Square Jerome Table With Foot Ring	156
JE-36-36-SQ-42	42" High, Square Jerome Table	156
JE-36-36-SQ-42-FR	42" High, Square Jerome Table With Foot Ring	156
JE-36-42-RT-30	30" High, Rectangular Jerome Table With Double T-Legs	159
JE-36-42-RT-36	36" High, Rectangular Jerome Table With Double T-Legs	159
JE-36-42-RT-42	42" High, Rectangular Jerome Table With Double T-Legs	159
JE-36-60-RT-30	30" High, Rectangular Jerome Table With Double T-Legs	159
JE-36-72-RT-30	30" High, Rectangular Jerome Table With Double T-Legs	159
JE-42-42-RD-30	30" High, Round Jerome Table With Four Columns	155
JE-42-42-RD-36	36" High, Round Jerome Table With Four Columns	155
JE-42-42-RD-42	42" High, Round Jerome Table With Four Columns	155
JE-42-42-SQ-30	30" High, Square Jerome Table With Four Columns	156
JE-42-48-RT-30	30" High, Rectangular Jerome Table With Double T-Legs	159
JE-42-60-RT-30	30" High, Rectangular Jerome Table With Double T-Legs	159
JE-48-48-RD-30	30" High, Round Jerome Table With Four Columns	155
JE-48-48-SQ-30	30" High, Square Jerome Table With Four Columns	156
JE-54-54-RD-30	30" High, Round Jerome Table With Four Columns	155
JE-60-60-RD-30	30" High, Round Jerome Table With Four Columns	155
JE-72-72-RD-30	30" High, Round Jerome Table With Four Columns	155
LEW-430	18" High, Round Lewis Occasional Table	204
LEW-540	18" High, Round Lewis Occasional Table	204
LOU16	20" High, Louie End Table	206
LOU34	16" High, Louie Coffee Table	206
ONE-14-21-RTR-26	26" High, Onesima Personal Laptop Table	210
ONE-24-24-RD-30	30" High, Round Onesima Table	161
ONE-24-24-RD-36	36" High, Round Onesima Table	161
ONE-24-24-RD-42	42" High, Round Onesima Table	161
ONE-24-24-SSQ-30	30" High, Soft Square Onesima Table	162
ONE-24-24-SSQ-36	36" High, Soft Square Onesima Table	162

TABLES INDEX

Model	Description	Page
ONE-24-24-SSQ-42	42" High, Soft Square Onesima Table	162
ONE-24-24-SSR-30	30" High, Square Onesima Table	163
ONE-24-24-SSR-36	36" High, Square Onesima Table	163
ONE-24-24-SSR-42	42" High, Square Onesima Table	163
ONE-24-30-D-30	30" High, Rectangular Onesima Table — D-Shape	164
ONE-24-30-RTR-30	30" High, Rectangular Onesima Table	164
ONE-24-30-RTR-36	36" High, Rectangular Onesima Table	164
ONE-24-30-RTR-42	42" High, Rectangular Onesima Table	164
ONE-24-36-D-30	30" High, Rectangular Onesima Table — D-Shape	164
ONE-24-36-RTR-30	30" High, Rectangular Onesima Table	164
ONE-24-36-RTR-36	36" High, Rectangular Onesima Table	164
ONE-24-36-RTR-42	42" High, Rectangular Onesima Table	164
ONE-30-30-RD-18	18" High, Onesima Coffee Table	208
ONE-30-30-RD-30	30" High, Round Onesima Table	161
ONE-30-30-RD-36	36" High, Round Onesima Table	161
ONE-30-30-RD-42	42" High, Round Onesima Table	161
ONE-30-30-SSQ-30	30" High, Soft Square Onesima Table	162
ONE-30-30-SSQ-36	36" High, Soft Square Onesima Table	162
ONE-30-30-SSQ-42	42" High, Soft Square Onesima Table	162
ONE-30-30-SSR-30	30" High, Square Onesima Table	163
ONE-30-30-SSR-36	36" High, Square Onesima Table	163
ONE-30-30-SSR-42	42" High, Square Onesima Table	163
ONE-30-36-D-30	30" High, Rectangular Onesima Table — D-Shape	164
ONE-30-36-RTR-30	30" High, Rectangular Onesima Table	164
ONE-30-36-RTR-36	36" High, Rectangular Onesima Table	164
ONE-30-36-RTR-42	42" High, Rectangular Onesima Table	164
ONE-30-60-SRT-30	30" High, Rectangular Onesima Table	164
ONE-30-60-SRT-36	36" High, Rectangular Onesima Table with Two Bases	164
ONE-30-60-SRT-42	42" High, Rectangular Onesima Table with Two Bases	164
ONE-36-36-RD-18	18" High, Rectangular Onesima Table	208
ONE-36-36-RD-30	30" High, Round Onesima Table	161
ONE-36-36-RD-36	36" High, Round Onesima Table	161
ONE-36-36-RD-42	42" High, Round Onesima Table	161
ONE-36-36-SSQ-30	30" High, Soft Square Onesima Table	162
ONE-36-36-SSQ-36	36" High, Soft Square Onesima Table	162
ONE-36-36-SSQ-42	42" High, Soft Square Onesima Table	162
ONE-36-36-SSR-30	30" High, Square Onesima Table	163
ONE-36-36-SSR-36	36" High, Square Onesima Table	163
ONE-36-36-SSR-42	42" High, Square Onesima Table	163
ONE-36-72-SRT-30	30" High, Rectangular Onesima Table with Two Bases	164
ONE-36-72-SRT-36	36" High, Rectangular Onesima Table with Two Bases	164
ONE-36-72-SRT-42	42" High, Rectangular Onesima Table with Two Bases	164
ONE-42-42-RD-30	30" High, Round Onesima Table	161
ONE-42-42-RD-36	36" High, Round Onesima Table	161
ONE-42-42-RD-42	42" High, Round Onesima Table	161
ONE-42-42-SSQ-30	30" High, Soft Square Onesima Table	162
ONE-42-42-SSQ-36	36" High, Soft Square Onesima Table	162
ONE-42-42-SSQ-42	42" High, Soft Square Onesima Table	162
ONE-42-42-SSR-30	30" High, Square Onesima Table	163
ONE-42-42-SSR-36	36" High, Square Onesima Table	163
ONE-42-42-SSR-42	42" High, Square Onesima Table	163
ONE-48-48-RD-30	30" High, Round Onesima Table	161
ONE-48-48-RD-36	36" High, Round Onesima Table	161
ONE-48-48-RD-42	42" High, Round Onesima Table	161
ONE-60-60-RD-30	30" High, Round Onesima Table	161
OP30R	Round Opla Outdoor Table	176
OP30S	Square Opla Outdoor Table	176
OR-24-24-RD-30	30" High, Round Orbit Table	128
OR-24-24-RD-36	36" High, Round Orbit Table	128

Model	Description	Page
OR-24-24-RD-36-FR	36" High, Round Orbit Table With Foot Ring	128
OR-24-24-RD-42	42" High, Round Orbit Table	128
OR-24-24-RD-42-FR	42" High, Round Orbit Table With Foot Ring	128
OR-24-24-SQ-30	30" High, Square Orbit Table	129
OR-24-24-SQ-36	36" High, Square Orbit Table	129
OR-24-24-SQ-36-FR	36" High, Square Orbit Table With Foot Ring	129
OR-24-24-SQ-42	42" High, Square Orbit Table	129
OR-24-24-SQ-42-FR	42" High, Square Orbit Table With Foot Ring	129
OR-24-30-RT-30	30" High, Rectangular Orbit Table	130
OR-24-30-RT-36	36" High, Rectangular Orbit Table	130
OR-24-30-RT-36-FR	36" High, Rectangular Orbit Table With Foot Ring	130
OR-24-30-RT-42	42" High, Rectangular Orbit Table	130
OR-24-30-RT-42-FR	42" High, Rectangular Orbit Table With Foot Ring	130
OR-24-36-RT-30	30" High, Rectangular Orbit Table	130
OR-24-36-RT-36	36" High, Rectangular Orbit Table	130
OR-24-36-RT-36-FR	36" High, Rectangular Orbit Table With Foot Ring	130
OR-24-36-RT-42	42" High, Rectangular Orbit Table	130
OR-24-36-RT-42-FR	42" High, Rectangular Orbit Table With Foot Ring	130
OR-24-42-RT-30	30" High, Rectangular Orbit Table	131
OR-24-42-RT-36	36" High, Rectangular Orbit Table	131
OR-24-42-RT-42	42" High, Rectangular Orbit Table	132
OR-24-48-RT-30	30" High, Rectangular Orbit Table With Two Bases	131
OR-24-48-RT-36	36" High, Rectangular Orbit Table With Two Bases	131
OR-24-48-RT-42	42" High, Rectangular Orbit Table With Two Bases	132
OR-24-60-RT-30	30" High, Rectangular Orbit Table With Two Bases	131
OR-24-60-RT-36	36" High, Rectangular Orbit Table With Two Bases	131
OR-24-60-RT-36-FR	36" High, Rectangular Orbit Table With Two Bases and Foot Ring	131
OR-24-60-RT-42	42" High, Rectangular Orbit Table With Two Bases	132
OR-24-60-RT-42-FR	42" High, Rectangular Orbit Table With Two Bases and Foot Ring	132
OR-24-72-RT-30	30" High, Rectangular Orbit Table With Two Bases	131
OR-24-72-RT-36	36" High, Rectangular Orbit Table With Two Bases	131
OR-24-72-RT-36-FR	36" High, Rectangular Orbit Table With Two Bases and Foot Ring	131
OR-24-72-RT-42	42" High, Rectangular Orbit Table With Two Bases	132
OR-24-72-RT-42-FR	42" High, Rectangular Orbit Table With Two Bases and Foot Ring	132
OR-30-30-RD-30	30" High, Round Orbit Table	128
OR-30-30-RD-36	36" High, Round Orbit Table	128
OR-30-30-RD-36-FR	36" High, Round Orbit Table With Foot Ring	128
OR-30-30-RD-42	42" High, Round Orbit Table	128
OR-30-30-RD-42-FR	42" High, Round Orbit Table With Foot Ring	128
OR-30-30-SQ-30	30" High, Square Orbit Table	129
OR-30-30-SQ-36	36" High, Square Orbit Table	129
OR-30-30-SQ-36-FR	36" High, Square Orbit Table With Foot Ring	129
OR-30-30-SQ-42	42" High, Square Orbit Table	129
OR-30-30-SQ-42-FR	42" High, Square Orbit Table With Foot Ring	129
OR-30-36-RT-30	30" High, Rectangular Orbit Table With Two Bases	130
OR-30-36-RT-36	36" High, Rectangular Orbit Table With Two Bases	130
OR-30-36-RT-42	42" High, Rectangular Orbit Table With Two Bases	130
OR-30-42-RT-30	30" High, Rectangular Orbit Table With Two Bases	131
OR-30-42-RT-36	36" High, Rectangular Orbit Table With Two Bases	131
OR-30-42-RT-42	42" High, Rectangular Orbit Table With Two Bases	132
OR-30-48-RT-30	30" High, Rectangular Orbit Table With Two Bases	131
OR-30-48-RT-36	36" High, Rectangular Orbit Table With Two Bases	131
OR-30-48-RT-42	42" High, Rectangular Orbit Table With Two Bases	132
OR-30-60-RT-30	30" High, Rectangular Orbit Table With Two Bases	131
OR-30-60-RT-36	36" High, Rectangular Orbit Table With Two Bases	131
OR-30-60-RT-36-FR	36" High, Rectangular Orbit Table With Two Bases and Foot Ring	131
OR-30-60-RT-42	42" High, Rectangular Orbit Table With Two Bases	132
OR-30-60-RT-42-FR	42" High, Rectangular Orbit Table With Two Bases and Foot Ring	132
OR-30-72-RT-30	30" High, Rectangular Orbit Table With Two Bases	131

TABLES INDEX

Model	Description	Page
OR-30-72-RT-36	36" High, Rectangular Orbit Table With Two Bases	131
OR-30-72-RT-36-FR	36" High, Rectangular Orbit Table With Two Bases and Foot Ring	131
OR-30-72-RT-42	42" High, Rectangular Orbit Table With Two Bases	132
OR-30-72-RT-42-FR	42" High, Rectangular Orbit Table With Two Bases and Foot Ring	132
OR-36-36-RD-30	30" High, Round Orbit Table	128
OR-36-36-RD-36	36" High, Round Orbit Table	128
OR-36-36-RD-36-FR	36" High, Round Orbit Table With Foot Ring	128
OR-36-36-RD-42	42" High, Round Orbit Table	128
OR-36-36-RD-42-FR	42" High, Round Orbit Table With Foot Ring	128
OR-36-36-SQ-30	30" High, Square Orbit Table	129
OR-36-36-SQ-36	36" High, Square Orbit Table	129
OR-36-36-SQ-36-FR	36" High, Square Orbit Table With Foot Ring	129
OR-36-36-SQ-42	42" High, Square Orbit Table	129
OR-36-36-SQ-42-FR	42" High, Square Orbit Table With Foot Ring	129
OR-36-60-RT-30	30" High, Rectangular Orbit Table With Two Bases	131
OR-36-60-RT-36-FR	36" High, Rectangular Orbit Table With Two Bases and Foot Ring	131
OR-36-60-RT-42	42" High, Rectangular Orbit Table With Two Bases	132
OR-36-60-RT-42-FR	42" High, Rectangular Orbit Table With Two Bases and Foot Ring	132
OR-36-72-RT-30	30" High, Rectangular Orbit Table With Two Bases	131
OR-36-72-RT-36	36" High, Rectangular Orbit Table With Two Bases	131
OR-36-72-RT-36-FR	36" High, Rectangular Orbit Table With Two Bases and Foot Ring	131
OR-36-72-RT-42	42" High, Rectangular Orbit Table With Two Bases	132
OR-36-72-RT-42-FR	42" High, Rectangular Orbit Table With Two Bases and Foot Ring	132
OR-42-42-RD-30	30" High, Round Orbit Table	128
OR-42-42-RD-36	36" High, Round Orbit Table	128
OR-42-42-RD-36-FR	36" High, Round Orbit Table With Foot Ring	128
OR-42-42-RD-42	42" High, Round Orbit Table	128
OR-42-42-RD-42-FR	42" High, Round Orbit Table With Foot Ring	128
OR-42-42-SQ-30	30" High, Square Orbit Table	129
OR-42-42-SQ-36	36" High, Square Orbit Table	129
OR-42-42-SQ-36-FR	36" High, Square Orbit Table With Foot Ring	129
OR-42-42-SQ-42	42" High, Square Orbit Table	129
OR-42-42-SQ-42-FR	42" High, Square Orbit Table With Foot Ring	129
OR-48-48-RD-30	30" High, Round Orbit Table	128
OR-48-48-RD-36	36" High, Round Orbit Table	128
OR-48-48-RD-36-FR	36" High, Round Orbit Table With Foot Ring	128
OR-48-48-RD-42	42" High, Round Orbit Table	128
OR-48-48-RD-42-FR	42" High, Round Orbit Table With Foot Ring	128
RAM-24-24-RD-30	30" High, Round Rambo Table	166
RAM-24-24-RD-36	36" High, Round Rambo Table	166
RAM-24-24-RD-36-FR	36" High, Round Rambo Table With Foot Ring	166
RAM-24-24-RD-42	42" High, Round Rambo Table	166
RAM-24-24-RD-42-FR	42" High, Round Rambo Table With Foot Ring	166
RAM-24-24-SQ-30	30" High, Square Rambo Table	167
RAM-24-24-SQ-36	36" High, Square Rambo Table	167
RAM-24-24-SQ-36-FR	36" High, Square Rambo Table With Foot Ring	167
RAM-24-24-SQ-42	42" High, Square Rambo Table	167
RAM-24-24-SQ-42-FR	42" High, Square Rambo Table With Foot Ring	167
RAM-24-30-RT-30	30" High, Rectangular Rambo Table	168
RAM-24-30-RT-36	36" High, Rectangular Rambo Table	168
RAM-24-30-RT-36-FR	36" High, Rectangular Rambo Table With Foot Ring	168
RAM-24-30-RT-42	42" High, Rectangular Rambo Table	168
RAM-24-30-RT-42-FR	42" High, Rectangular Rambo Table With Foot Ring	168
RAM-24-36-RT-30	30" High, Rectangular Rambo Table	168
RAM-24-36-RT-36	36" High, Rectangular Rambo Table	168
RAM-24-36-RT-36-FR	36" High, Rectangular Rambo Table With Foot Ring	168
RAM-24-36-RT-42	42" High, Rectangular Rambo Table	168
RAM-24-36-RT-42-FR	42" High, Rectangular Rambo Table With Foot Ring	168

Model	Description	Page
RAM-30-30-RD-30	30" High, Round Rambo Table	166
RAM-30-30-RD-36	36" High, Round Rambo Table	166
RAM-30-30-RD-36-FR	36" High, Round Rambo Table With Foot Ring	166
RAM-30-30-RD-42	42" High, Round Rambo Table	166
RAM-30-30-RD-42-FR	42" High, Round Rambo Table With Foot Ring	166
RAM-30-30-SQ-30	30" High, Square Rambo Table	167
RAM-30-30-SQ-36	36" High, Square Rambo Table	167
RAM-30-30-SQ-36-FR	36" High, Square Rambo Table With Foot Ring	167
RAM-30-30-SQ-42	42" High, Square Rambo Table	167
RAM-30-30-SQ-42-FR	42" High, Square Rambo Table With Foot Ring	167
RAM-30-36-RT-30	30" High, Rectangular Rambo Table	168
RAM-30-36-RT-36	36" High, Rectangular Rambo Table	168
RAM-30-36-RT-36-FR	36" High, Rectangular Rambo Table With Foot Ring	168
RAM-30-36-RT-42	42" High, Rectangular Rambo Table	168
RAM-30-36-RT-42-FR	42" High, Rectangular Rambo Table With Foot Ring	168
RAM-30-42-RT-30	30" High, Rectangular Rambo Table	169
RAM-30-42-RT-36	36" High, Rectangular Rambo Table	169
RAM-30-42-RT-42	42" High, Rectangular Rambo Table	169
RAM-30-60-RT-30	30" High, Rectangular Rambo Table Two Square Bases	170
RAM-30-60-RT-36	36" High, Rectangular Rambo Table Two Square Bases	170
RAM-30-60-RT-36-FR	36" High, Rectangular Rambo Table Two Square Bases With Foot Ring	170
RAM-30-60-RT-42	42" High, Rectangular Rambo Table Two Square Bases	170
RAM-30-60-RT-42-FR	42" High, Rectangular Rambo Table Two Bases With Foot Ring	170
RAM-30-72-RT-30	30" High, Rectangular Rambo Table Two Square Bases	170
RAM-30-72-RT-36	36" High, Rectangular Rambo Table Two Square Bases	170
RAM-30-72-RT-36-FR	36" High, Rectangular Rambo Table Two Square Bases With Foot Ring	170
RAM-30-72-RT-42	42" High, Rectangular Rambo Table Two Square Bases	170
RAM-30-72-RT-42-FR	42" High, Rectangular Rambo Table Two Bases With Foot Ring	170
RAM-36-36-RD-30	30" High, Round Rambo Table	166
RAM-36-36-RD-36	36" High, Round Rambo Table	166
RAM-36-36-RD-36-FR	36" High, Round Rambo Table With Foot Ring	166
RAM-36-36-RD-42	42" High, Round Rambo Table	166
RAM-36-36-RD-42-FR	42" High, Round Rambo Table With Foot Ring	166
RAM-36-36-SQ-30	30" High, Square Rambo Table	167
RAM-36-36-SQ-36	36" High, Square Rambo Table	167
RAM-36-36-SQ-36-FR	36" High, Square Rambo Table With Foot Ring	167
RAM-36-36-SQ-42	42" High, Square Rambo Table	167
RAM-36-36-SQ-42-FR	42" High, Square Rambo Table With Foot Ring	167
RAM-36-42-RT-30	30" High, Rectangular Rambo Table	169
RAM-36-42-RT-36	36" High, Rectangular Rambo Table	169
RAM-36-42-RT-42	42" High, Rectangular Rambo Table	169
RAM-36-48-RT-30	30" High, Rectangular Rambo Table	169
RAM-36-48-RT-36	36" High, Rectangular Rambo Table	169
RAM-36-48-RT-42	42" High, Rectangular Rambo Table	169
RAM-36-60-RT-30	30" High, Rectangular Rambo Table Two Square Bases	170
RAM-36-60-RT-36	36" High, Rectangular Rambo Table Two Square Bases	170
RAM-36-60-RT-36-FR	36" High, Rectangular Rambo Table Two Square Bases With Foot Ring	170
RAM-36-60-RT-42	42" High, Rectangular Rambo Table Two Square Bases	170
RAM-36-60-RT-42-FR	42" High, Rectangular Rambo Table Two Bases With Foot Ring	170
RAM-36-72-RT-30	30" High, Rectangular Rambo Table Two Square Bases	170
RAM-36-72-RT-36	36" High, Rectangular Rambo Table Two Square Bases	170
RAM-36-72-RT-36-FR	36" High, Rectangular Rambo Table Two Square Bases With Foot Ring	170
RAM-36-72-RT-42	42" High, Rectangular Rambo Table Two Square Bases	170
RAM-36-72-RT-42-FR	42" High, Rectangular Rambo Table Two Bases With Foot Ring	170
ROY-22-22-RT-18	18" High, Square Roy Occasional Table	212
ROY-24-48-SQ-15	15" High, Rectangular Roy Occasional Table	212
ROY-36-36-SQ-15	15" High, Square Roy Occasional Table	212
SP-24-24-RD-30	30" High, Round Spartan Table	134
SP-24-24-RD-36	36" High, Round Spartan Table	134

TABLES INDEX

Model	Description	Page
SP-24-24-RD-36-FR	36" High, Round Spartan Table With Foot Ring	134
SP-24-24-RD-42	42" High, Round Spartan Table	134
SP-24-24-RD-42-FR	42" High, Round Spartan Table With Foot Ring	134
SP-24-24-SQ-30	30" High, Square Spartan Table	135
SP-24-24-SQ-36	36" High, Square Spartan Table	135
SP-24-24-SQ-36-FR	36" High, Square Spartan Table With Foot Ring	135
SP-24-24-SQ-42	42" High, Square Spartan Table	135
SP-24-24-SQ-42-FR	42" High, Square Spartan Table With Foot Ring	135
SP-24-30-RT-30	30" High, Rectangular Spartan Table	136
SP-24-30-RT-36	36" High, Rectangular Spartan Table	136
SP-24-30-RT-36-FR	36" High, Rectangular Spartan Table With Foot Ring	136
SP-24-30-RT-42	42" High, Rectangular Spartan Table	136
SP-24-30-RT-42-FR	42" High, Rectangular Spartan Table With Foot Ring	136
SP-24-36-RT-30	30" High, Rectangular Spartan Table	136
SP-24-36-RT-36	36" High, Rectangular Spartan Table	136
SP-24-36-RT-36-FR	36" High, Rectangular Spartan Table With Foot Ring	136
SP-24-36-RT-42	42" High, Rectangular Spartan Table	136
SP-24-36-RT-42-FR	42" High, Rectangular Spartan Table With Foot Ring	136
SP-24-42-RT-30	30" High, Rectangular Spartan Table	136
SP-24-42-RT-36	36" High, Rectangular Spartan Table	136
SP-24-42-RT-36-FR	36" High, Rectangular Spartan Table With Foot Ring	136
SP-24-42-RT-42	42" High, Rectangular Spartan Table	136
SP-24-42-RT-42-FR	42" High, Rectangular Spartan Table With Foot Ring	136
SP-24-48-RT-30	30" High, Rectangular Spartan Table With T-Bases	137
SP-24-48-RT-36	36" High, Rectangular Spartan Table With T-Bases	137
SP-24-48-RT-42	42" High, Rectangular Spartan Table With T-Bases	137
SP-24-60-RT-30	30" High, Rectangular Spartan Table With T-Bases	137
SP-24-60-RT-36	36" High, Rectangular Spartan Table With T-Bases	137
SP-24-60-RT-42	42" High, Rectangular Spartan Table With T-Bases	137
SP-24-72-RT-30	30" High, Rectangular Spartan Table With T-Bases	137
SP-24-72-RT-36	36" High, Rectangular Spartan Table With T-Bases	137
SP-24-72-RT-42	42" High, Rectangular Spartan Table With T-Bases	137
SP-30-30-RD-30	30" High, Round Spartan Table	134
SP-30-30-RD-36	36" High, Round Spartan Table	134
SP-30-30-RD-36-FR	36" High, Round Spartan Table With Foot Ring	134
SP-30-30-RD-42	42" High, Round Spartan Table	134
SP-30-30-RD-42-FR	42" High, Round Spartan Table With Foot Ring	134
SP-30-30-SQ-30	30" High, Square Spartan Table	135
SP-30-30-SQ-36	36" High, Square Spartan Table	135
SP-30-30-SQ-36-FR	36" High, Square Spartan Table With Foot Ring	135
SP-30-30-SQ-42	42" High, Square Spartan Table	135
SP-30-30-SQ-42-FR	42" High, Square Spartan Table With Foot Ring	135
SP-30-36-RT-30	30" High, Rectangular Spartan Table	136
SP-30-36-RT-36	36" High, Rectangular Spartan Table	136
SP-30-36-RT-36-FR	36" High, Rectangular Spartan Table With Foot Ring	136
SP-30-36-RT-42	42" High, Rectangular Spartan Table	136
SP-30-36-RT-42-FR	42" High, Rectangular Spartan Table With Foot Ring	136
SP-30-42-SQRD-30	30" High, Square-to-Round Spartan Table	139
SP-30-48-RT-30	30" High, Rectangular Spartan Table With T-Bases	137
SP-30-48-RT-36	36" High, Rectangular Spartan Table With T-Bases	137
SP-30-48-RT-42	42" High, Rectangular Spartan Table With T-Bases	137
SP-30-60-RT-30	30" High, Rectangular Spartan Table With T-Bases	137
SP-30-60-RT-36	36" High, Rectangular Spartan Table With T-Bases	137
SP-30-60-RT-42	42" High, Rectangular Spartan Table With T-Bases	137
SP-30-72-RT-30	30" High, Rectangular Spartan Table With T-Bases	137
SP-30-72-RT-36	36" High, Rectangular Spartan Table With T-Bases	137
SP-30-72-RT-42	42" High, Rectangular Spartan Table With T-Bases	137
SP-36-36-RD-30	30" High, Round Spartan Table	134
SP-36-36-RD-36	36" High, Round Spartan Table	134

<u>Model</u>	<u>Description</u>	<u>Page</u>
SP-36-36-RD-36-FR	36" High, Round Spartan Table With Foot Ring	134
SP-36-36-RD-42	42" High, Round Spartan Table	134
SP-36-36-RD-42-FR	42" High, Round Spartan Table With Foot Ring	134
SP-36-36-SQ-30	30" High, Square Spartan Table	135
SP-36-36-SQ-36	36" High, Square Spartan Table	135
SP-36-36-SQ-36-FR	36" High, Square Spartan Table With Foot Ring	135
SP-36-36-SQ-42-FR	42" High, Square Spartan Table With Foot Ring	135
SP-36-36-SQ-42	42" High, Square Spartan Table	135
SP-36-51-SQRD-30	30" High, Square-to-Round Spartan Table	139
SP-36-60-RT-30	30" High, Rectangular Spartan Table With Two X-Bases	138
SP-36-60-RT-36	36" High, Rectangular Spartan Table With Two X-Bases	138
SP-36-60-RT-36-FR	36" High, Rectangular Spartan Table With Two X-Bases With Foot Rings	138
SP-36-60-RT-42	42" High, Rectangular Spartan Table With Two X-Bases	138
SP-36-60-RT-42-FR	42" High, Rectangular Spartan Table With Two X-Bases With Foot Rings	138
SP-36-72-RT-30	30" High, Rectangular Spartan Table With Two X-Bases	138
SP-36-72-RT-36	36" High, Rectangular Spartan Table With Two X-Bases	138
SP-36-72-RT-36-FR	36" High, Rectangular Spartan Table With Two X-Bases With Foot Rings	138
SP-36-72-RT-42	42" High, Rectangular Spartan Table With Two X-Bases	138
SP-36-72-RT-42-FR	42" High, Rectangular Spartan Table With Two X-Bases With Foot Rings	138
SP-42-42-RD-30	30" High, Round Spartan Table With T-Bases	134
SP-42-42-SQ-30	30" High, Square Spartan Table With T-Bases	135

GRAND RAPIDS CHAIR CO

MAIN LOCATION
1250 84th Street SW
Grand Rapids, Michigan 49315

CONTACT US:
CUSTOMERCARE@GRANDRAPIDSCHAIR.COM

T 616 774 0561
GRANDRAPIDSCHAIR.COM