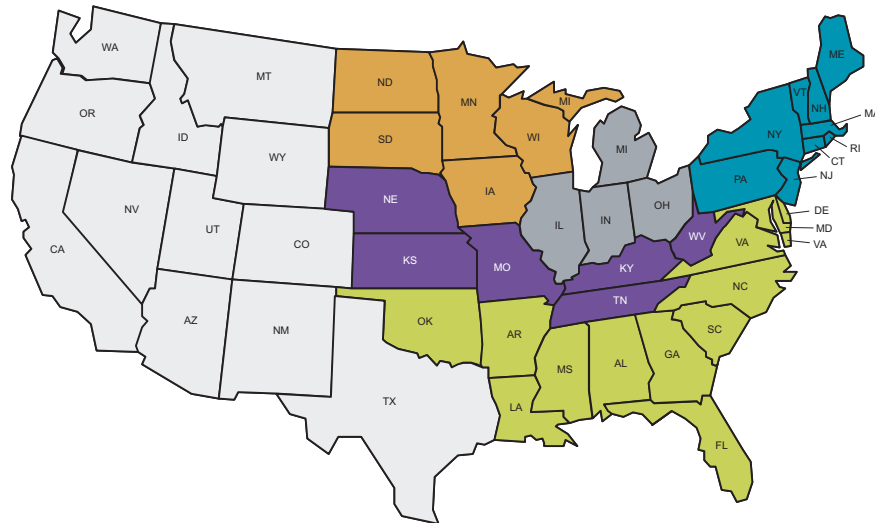


Price List

2025



FREIGHT CHARGES BY STATE



Freight Multiplier by State
Minimum freight charges apply, please contact your account manager for details.

| Freight Zone | 1 | 2 | 3 | 4 | 5 | 6 |
|--------------------------------|-------|-------|-------|-------|-------|-------|
| Freight Multiplier by Zone | 8.25% | 7.75% | 6.5% | 6% | 5% | 3% |
| Minimum Freight Charge by Zone | \$350 | \$300 | \$300 | \$300 | \$300 | \$180 |

OUR FREIGHT POLICY

Grand Rapids Chair will coordinate freight and apply freight charges based on the zones listed in the freight map. Freight charges are calculated as a percentage of total List Price (not net). If your order exceeds \$15,000 List Price, please contact customer service for a quote, as the map may not apply for larger orders. Minimum freight charges vary based on location, see explanation below.

Should the purchaser choose to provide their own transportation, a \$100 net per order handling fee will be applied. The purchase order must clearly state **THIRD PARTY with contact information**. Grand Rapids Chair will notify the customer when product is ready for pick up and the customer is required to arrange for pick up within 2 days. Failure to pick up goods within 2 days will result in additional daily warehousing fees.

HOW TO CALCULATE FREIGHT

Take your total List Price and multiply by the Freight Multiplier by the Zone the product is shipping into. This will give you the freight charge for your order. If this calculated rate does not meet the Minimum Freight Charge (shown above), charges will be applied. Please defer to Minimum Freight Multiplier by Zone for your freight charge.

For example, if a customer orders one chair and the List Price is \$400 and the product is shipping to Michigan, the calculated rate using the chart would be $(\$400 * 3\% \text{ or } 400 * .03)$. This equals \$12, which is below the minimum charge of \$180. The minimum charge of \$180 would then be added to the total order.

EXCEPTIONS & ASSISTANCE

For assistance or to submit a request for quote, please call 616.774.0561 or contact your account manager. The freight map calculator does not apply to communal-style tables and benches. These products include the Dylan Communal Tables and Dylan Benches. For these products, please call for freight quote.

ADDITIONAL SHIPPING SERVICES & CHARGES

Additional shipping services must be quoted by customer service in addition to standard freight charges. Any services added after the shipment leaves our dock will also be subject to additional fees. Some charges include:

- Blanket wrapping
- Cross border fee (into Canada, Mexico)
- Lift gate charge
- Limited access
- Residential delivery

HIGH COST DELIVERY MARKETS AND SURROUNDING AREAS RFQ (REQUEST FOR QUOTE)

- Boston, MA
- Brookline, MA
- Chicago, IL
- Houston, TX
- Los Angeles, CA
- New York City, NY
- Philadelphia, PA
- San Francisco, CA
- Seattle, WA
- Washington, D.C.
- Mexico
- Hawaii
- Alaska

| | |
|----------------------------------|--------------------|
| Freight Map | Inside Front Cover |
| About the Company | 3 |
| How to Order | 4 |
| Delivery & Freight | 5 |
| Upholstery Information | 6 |
| Wood Finishes | 7 |
| Outdoor Finishes | 8 |
| Metal Finishes | 9 |
| Standard Ton Fabrics | 10 |
| Seating: Personalization Options | 11-12 |
| Seating: Glides | 13 |

SEATING

Wood

| | |
|-------------------|-------|
| Andy Lounge | 16-17 |
| Bennett | 18-20 |
| Bentwood Classics | 21-24 |
| Brooke | 25-27 |
| Dylan Bench | 28-30 |
| Hugh | 31-32 |
| Leaf | 33-34 |
| Merano | 35-36 |
| Sigsbee | 37-38 |
| Wood Melissa | 39-42 |

Steel

| | |
|---------------------|---------|
| Alfred | 44-45 |
| Ava | 46-47 |
| Bowen Indoor Bench | 48-49 |
| Bowen Outdoor Bench | 50-51 |
| Brady | 52-53 |
| Felix Jr. | 54-56 |
| Ferdinand | 57-58 |
| Full Hurdle | 59-60 |
| Harper | 61-66 |
| Hula Outdoor | 67-68 |
| Hurdle | 69-70 |
| Hurdle Outdoor | 71-72 |
| Ladder Back | 73-74 |
| Leo | 75-76 |
| Mama Melissa | 77-80 |
| Melissa Anne | 81-84 |
| Mia | 85-86 |
| Nora | 87-88 |
| Opla Outdoor | 89-91 |
| Reece | 92-95 |
| Rita Outdoor | 96-97 |
| Sadie II | 98-99 |
| Sadie II Outdoor | 100-101 |
| Sally | 102-105 |
| Sherman | 106-107 |
| Sir Burlly | 108-109 |

Aluminum

| | |
|----------|---------|
| Atlantis | 111-114 |
| Siren | 115-119 |

TABLE OF CONTENTS

| | |
|---|---------|
| TABLES | |
| Tables Information | 121-122 |
| Tables: Accessories & Options | 123 |
| Table Edges | 124 |
| Pedestal Tables – Cast Iron Base | |
| Orbit | 126-131 |
| Spartan | 132-138 |
| Pedestal Tables – Steel Base | |
| Bowen Outdoor | 140-143 |
| Brady Pedestal | 144-147 |
| Cassandra | 148-153 |
| Jerome | 154-160 |
| Onesima | 161-165 |
| Rambo | 166-171 |
| Post Leg Tables | |
| Core-Drilled/Bolt-Down | 173-175 |
| Opla Outdoor | 176-177 |
| Cantilever Table | |
| Cantilever | 179-180 |
| Communal Tables | |
| Andrea | 182-183 |
| Andy | 184-185 |
| Bowen Indoor | 186-187 |
| Bowen Outdoor | 188-189 |
| Brady | 190-191 |
| Dylan | 192-197 |
| Frankie | 198-202 |
| Occasional Tables | |
| Lewis | 204-205 |
| Louie | 206-207 |
| Onesima Coffee | 208-209 |
| Onesima Personal Laptop | 210-211 |
| Roy | 212-213 |
| ADDITIONAL INFORMATION | |
| Care & Maintenance | 214 |
| Seating Planner | 215 |
| Terms & Conditions | 216-220 |
| Warranty | 221-225 |
| Seating Index | 227-230 |
| Tables Index | 231-243 |

YOUR COMMERCIAL FURNITURE PARTNER

Grand Rapids Chair is an American furniture manufacturer dedicated to creating high-quality, design-forward seating & table solutions for commercial spaces. From restaurants and hospitality spaces to education and hospital cafeterias, campus gathering places, and today's open offices, our furniture is designed to nourish connection and creativity for spaces that bring people together.

We are a second-generation family business that started in Grand Rapids, Michigan, and still call West Michigan home today. Currently, more than 150 employees work in our 147,000 square feet manufacturing facility, dedicated to delivering friendly service and fast lead-times.

OPERATIONALLY EXCELLENT

Our approach to creating quality and durable commercial furniture is unique; we are operationally excellent. Meaning, we balance cost, service requirements, and quality to meet the needs of each customer. In other words, it's not a one-size-fit all approach.

We also balance hand-crafted quality and aesthetics with fully automated machinery and processes. From working with designers on a custom product to producing large volumes with short lead times—our unique approach allows us to do both, and to do both well.

DURABILITY & QUALITY

We specialize in durable and quality products designed for high-traffic spaces. While many commercial furniture companies are racing overseas for products, we choose to build our products in Michigan, using high quality, local materials along with American engineering and manufacturing techniques. Products are tested to meet or exceed BIFMA standards and offer our Grand Rapids Chair warranty as outlined below:

- Chairs and Tables: One year free from defects and workmanship; 10 years structural integrity
- Outdoor Chairs and Tables: One year free from defects and workmanship; 3 years structural integrity
- Fabric: Subject to the warranty of the textile company
- Laminate Tables: Subject to the warranty of the laminate company

SALES & CUSTOMER SERVICE

Grand Rapids Chair Company

1250 84th Street SW

Byron Center, MI 49315

Phone: 616.774.0561

Website: www.grandrapidschair.com

For General Sales Inquiries, please contact orderentry@grandrapidschair.com

For literature and finish samples, please email literature@grandrapidschair.com

HOW TO ORDER

All orders must be submitted in writing and are subject to acceptance by Grand Rapids Chair Company. Orders cannot be processed until they contain all information required for production. Once all information is received and the order is approved, it will be scheduled into production.

It is the customer's responsibility to check the accuracy of each and every order acknowledgment sent by the factory. We will, of course, make every effort to find inadvertent errors, but will execute the order as approved and cannot accept responsibility for errors made on the customer's part.

Please note that all orders will be acknowledged with estimated lead times. Lead time begins once the order, along with custom stain matches and custom engineering prints have been approved, and C.O.M. fabric is received.

PLEASE SEND ORDERS TO:

Grand Rapids Chair Company

Phone: 616.774.0561

E-mail: orderentry@grandrapidschair.com

NEW ACCOUNTS

To expedite the credit approval process, please fill out a credit application that can be furnished to you by calling the sales office at 616.774.0561 or by email at arcashreceipts@grandrapidschair.com. Allow thirty (30) days to process a credit application.

CREDIT CARDS

We accept Visa, Master Card, Discover, and American Express. Additional charges may apply.

MINIMUM ORDERS

For orders less than \$250.00 net, a setup/handling fee of \$50.00 will be charged.

CANCELLATIONS/CHANGES

All orders are considered firm. Any cancellation or change is subject to our approval, and will result in an order cancellation fee including all applicable costs plus a reasonable profit of 10%.

RETURNS

Merchandise cannot be returned for credit without an approved return material authorization. The nature of our customized products inhibits most return requests, but for those items that can be returned, a restocking fee of 15% will be assessed for all items.

MATCHING GOODS

In the event a customer would like to match a previous order to a new order, the customer must send a physical sample to their Account Manager. Due to continual engineering improvements and modifications, we cannot guarantee each good will be an exact match to their previous order. In the event that we cannot offer a matching good, a suitable alternative (comparable in design, style, and durability) will be offered to the customer. The information contained in this price list was correct at the time of publishing. Grand Rapids Chair Company reserves the right to make changes in design and construction or discontinue products without prior notification.

A NOTE ABOUT PRICING

Please note, pricing is stated per each unit throughout the Price List. Some of our seating products ship with multiple units per carton and this is noted in the Price List.

DELIVERY

Orders will be shipped with normal shipping times. Special requests will be honored if possible. Once production has begun, orders cannot be held for extended delivery. It is the customer's responsibility to accept and store the furniture if there is an installation delay. Grand Rapids Chair Company will not be responsible or liable to purchaser for damages whether incidental, consequential, or otherwise for failure to fill orders, delays in delivery, or any error in filling the order.

FREIGHT

Risk of loss shall pass to the seller upon delivery of goods to a carrier. Grand Rapids Chair Company is not responsible for damage or delays in transit. It is the customer's responsibility to inspect product upon delivery for possible freight damage. It is also the responsibility of the customer to file freight claims for any damaged goods. Claims should be filed with the common carrier immediately upon discovery of such damage. Visible freight damage should be noted on the freight bill prior to taking receipt of the orders. Concealed damage claims must be filed within 5 days of receipt of shipment. C.O.D. shipments are subject to the freight carrier's fees for C.O.D. shipments.

FREIGHT CLASSIFICATIONS

Our products are shipped using the NMFC #80580 and classified by density per the general guidelines noted below:

| Category | Freight Classifications |
|-----------------------|-------------------------|
| Assembled Wood Chairs | Class #250 |
| Aluminum Chairs | Class #300 |
| Steel Chairs | Class #250 |
| Counter Seats | Class #250 |
| Tables and Bases | Class #70 |

Freight quotes are valid for 30 days and are subject to change prior to shipment.

HOLDING ORDERS

Grand Rapids Chair is a manufacturing facility, with limited storage space. If the customer requests to change the originally scheduled ship date, the customer will be responsible for applicable storage fees for partially produced and fully finished goods. Grand Rapids Chair will hold an order at no charge for a maximum of 14 calendar days. Any order held more than 14 days after the original ship date will be subject to a charge of \$20 per pallet/day.

UPHOLSTERY INFORMATION

UPHOLSTERY

Prices are based on a solid color 54" wide upholstery. Any upholstery with 3" or greater repeat, length or width, which requires pattern matching, add 10% to overall list price. Thread color will be chosen by factory to match the upholstery as closely as possible, unless otherwise specified.

GRADED-IN PRICING

We have partnered with some of the best fabric partners to offer you easy access and pricing of high-performance textiles. Visit our website at grandrapidschair.com to see our fabric partners and graded-in pricing program.

CUSTOMER'S OWN MATERIAL (C.O.M.) AND CUSTOMER'S OWN LEATHER (C.O.L.)

Please consult the factory prior to placing your C.O.M. or C.O.L. order. We may be able to supply materials at a lower cost due to our volume discounts with the textile mills. All C.O.M. materials should be sent in rolls only, folding can cause adverse and irreversible deformations to some materials, especially leather.

FABRIC APPROVAL PROCESS:

Fabrics for Harper and Full Hurdle must be tested and approved by Grand Rapids Chair prior to production to ensure it meets our high standards for quality. There is no charge for the fabric testing process. A sample swatch must be supplied with the order along with the name of the supplying textile company and a description of the material - including fabric name, number, color and any applied treatments (backing, etc.). We cannot accept responsibility for costs incurred for replacement material if the mill sends the incorrect fabric. Even after preliminary approval, we reserve the right to reject fabrics if necessary when the quality is not satisfactory.

FOR FABRIC APPROVAL, SEND TO:

Grand Rapids Chair Co
c/o Fabric Approval & Account Management Team
Attn: COM Testing Department
1250 84th Street SW
Byron Center, MI 49315
please tag with your purchase order/project ID

All C.O.M. yardage requirements in this price lists are based on 54" wide roll. Yardage is approximate. Add 10% to the yardage requirements if striped or patterned materials are specified, if pattern requires matching, or if width of material is less than 54" wide. For striped, patterned or unique designs, directions on upholstery application must be provided. If no directions are stated on the order or in a subsequent "confirmed and acknowledged" document, we will upholster the product in what we deem to be the most appropriate manner. We assume no responsibility thereafter.

Grand Rapids Chair Company assumes no liability as to the flame retardant qualities of a C.O.M.

For orders with C.O.L., add 10% to the list price of C.O.M. in our price list. Please consult your Account Manager for COL square footage requirements. Square footage requirements are based on an average hide size of 45-50 square feet of clean, usable leather. Irregularities in grain, natural marks or variations in color are to be expected and are normal characteristics of natural luxurious leather, making each piece unique.

Acknowledged ship dates are dependent on time receipt of COM or COL. To hold an acknowledged ship date, we must receive the COM/COL within 3 weeks of the scheduled ship date. Delays in receiving the material will result in the rescheduling of production. We maintain the right to refuse the use of any customer-supplied material or leather that is not suitable due to pattern, stretch, weight or workability.

All C.O.M. must be shipped prepaid and clearly marked with your company name and purchase order number.

CALIFORNIA TECHNICAL BULLETIN 133

Chairs can be constructed to meet California Technical Bulletin 133, call for quote. Testing, sampling and freight charges will apply as required.

SOLID WOOD

Wood is an organic material that undeniably adds warmth to any space. Each species of wood has a unique and naturally occurring pattern that can vary greatly. Due to the complex structure of wood, small knots, piths, pores, rings, etc. may appear and add decorative appeal.



Woodgrain - Maple



Knots



Mirrors

WOOD COLOR & SPECIES

Each species of wood has an innate base color, ranging from white to pinkish, yellow to brown and this impacts the way that stains and paints appear when applied. We primarily work with Beech and Maple wood species for our chairs and table tops. Wood is a natural material and variation will occur in color, grain characteristics and texture. Over time, wood will change in color from exposure to light. This color change is most noticeable with a Natural Finish.


STANDARD WOOD FINISHES

Available on seating and solid maple tables.

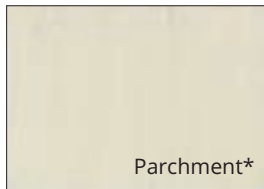
Black-No Grain and White-No Grain finishes are only available on seating products.

Hickory, White Oak, Walnut and Mixed Solid Wood table tops are only available with a natural, clear coat finish.


An asterisk (*) implies the finish is available on TON products (Bentwood, Merano and Leaf). TON's Black finish will show grain.



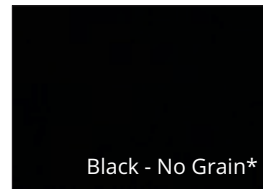
Natural*




Parchment*




White - No Grain*




Black - No Grain*




Aspen




Driftwood




Kona*



Storm




Canyon




Beetroot*




Dune




Nutmeg




Acorn*



Cocoa



Honey*



Almond

WOOD STAIN COLOR MATCHING

There is a \$200 net charge to match any wood stain. A physical sample chip must be sent to the Grand Rapids Chair factory for matching. Digital or paper copies will not be accepted. There is no minimum order. If there are any additional glazing operations, please contact Grand Rapids Chair company to be quoted by customer service.

OUTDOOR FINISHES


HDPE OUTDOOR FINISHES

Highly durable outdoor material choices for Bowen and Rita outdoor collections.


High-density polyethylene (HDPE) is a sustainable dimensional wood alternative made primarily from recycled and recyclable plastic. As a high-performance yet low-maintenance material, HDPE is color stable and can withstand the outdoor elements and will never splinter, crack or chip. HDPE is 100% recyclable.




Birchwood



Coastal Grey



Walnut



Black

STEEL & ALUMINUM

We hand-tailor, cope and braze all joints to add even more stability, exceeding strength and durability standards and customer expectations. Powder coating is a type of coating that is applied as a free-flowing, dry powder. The coating is applied electrostatically and is then cured under heat to allow it to flow and form a "skin." It is used to create a hard finish that is tougher than conventional paint.

STANDARD METAL FINISHES



Finishes marked with "*" implies that High Gloss Clear Coat is also applied to finish.

PREMIUM METAL FINISHES

Not finding the perfect color in our standard metal finishes? No problem. Through our Color Finder program, you can choose from over 150 RAL colors that can be applied to any of our metal chairs, barstools, or table bases. Pricing is based on quantity. Please allow an additional 5 business days to a product's standard published lead times at time of order. Get the details on this program by calling, emailing, or visiting our website.

- Call 1.616.774.0561
- Email orderentry@grandrapidschair.com

STANDARD TON FABRICS

Did you fall in love with our Merano, or Leaf Collections? Choose between the standard graded-in fabric options below or contact your Account Managers to learn about our C.O.M. program.

GRAIN

Soft and supple to the touch with proven durability.



| Composition | Abrasion Resistance | Sustainability |
|--|---------------------|----------------|
| Surface: 94% Polyurethane, 6% Silicone Underlay: 100% Polyester | 200,000 Double Rubs | REACH |

CURA

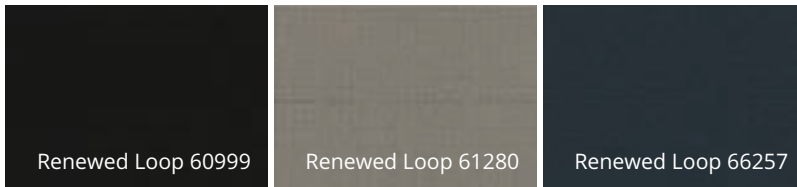
A two-colored melange upholstery fabric made from 100% post-consumer recycled polyester. It fuses modern performance with a warm, casual aesthetics and a soft, voluminous touch.



| Composition | Abrasion Resistance | Sustainability |
|-------------------------|---------------------|-------------------------|
| 100% Recycled Polyester | 100,000 Double Rubs | OEKO-TEX EU Ecolabel |

RENEWED LOOP

A game-changing innovation based on textile-to-textile recycling and carefully crafted from a blend of recycled textile waste and post-consumer recycled polyester. 100% recycled and fully recyclable, Renewed Loop closes the loop and creates a circular system in which textile waste is eliminated and materials are recycled again and again.




| Composition | Abrasion Resistance | Sustainability |
|--|---------------------|-------------------------|
| 100% post-consumer/post-industrial recycled polyester (contains 3-10% textile waste) | 100,000 Double Rubs | OEKO-TEX EU Ecolabel |

DISTRESSING

Giving chairs that lived-in look requires a little extra attention. We hand-distress each one, just to your liking in either light or heavy, using a mixture of both traditional and unconventional wood working techniques.



Light Distressing



Heavy Distressing

UPHOLSTERY DETAILS

Select models, can be complemented with decorative nails. Refer to individual product pages for upcharge.



Nailhead Colors:



Brass #12



Antique Bronze #37



Matte Silver #10



Antique Pewter #41

NAILHEAD COBBLER SEAT

Nailhead trim is applied to a wood seat leaving an irregular wood perimeter around the upholstery material.

NAILHEAD WATERFALL COBBLER SEAT

Nailhead trim is applied to a wood seat leaving a wood perimeter on the back and two sides of the seat. The upholstery material wraps over the front of the seat completing the waterfall appearance.

NAILHEAD SURROUND BACK

Nailhead trim is applied to the outside edges of the upholstery material located on the back side of the chair.

NAILHEAD TRIM SURROUNDING FRONT LEGS ON PULLMAN SEAT

Nailhead trim is applied around the front and side edges of the front legs on Pullman style applications.

WELTING

Welting, often referred to as piping, is a fabric-covered cord positioned on the corners and edges of upholstered pieces that restricts contact with the sewn seams, acting as a buffer to abrasions as the furniture is used.

BOXED SEAT

A sewn upholstery cover is pulled over thicker foam to produce a built up seat. Typically 2" tall. Boxed seats are not available on nesting chairs.

WEBBED SEAT

Commercial grade webbing is installed over custom plywood panels. This option adds additional comfort and longevity to any seat.

CALIFORNIA TECHNICAL BULLETIN 133

Chairs can be constructed to meet California Technical Bulletin 133, call for quote. Testing, sampling and freight charges will apply as required.

SEATING: PERSONALIZATION OPTIONS

HANDHOLD CUT-OUT

Many of our chairs and barstools can be customized with a handhold cut-out. Available on solid wood and upholstered options.

ENGRAVING & LASER CUT-OUTS



Laser Cut-Out - Wood



Laser Engraving - Wood



Laser Cut-Out - Metal

Custom laser cut-outs and engraving adds a personal touch to your space. From logos to unique designs, we can do it all. Pricing for custom work must be discussed with the factory and vary depending on graphics/designs and the size of the project. Cut-out back graphics and laser engraved projects require a minimum quantity order of 10 units. Add a graphic setup fee of \$150 net per image, per order on projects with proper artwork. Acceptable vectorized formats for artwork include: .cdr, .dwg, .pdf, or .stp files. Artwork and a copy of the image for reference should be emailed to your account manager.

Add \$30 list per side for each 6" x 6" or smaller engraving. Email your account manager to confirm pricing or to obtain pricing on larger images. The engraved image is back filled with customer's choice of black, silver, or gold. Other colors are available with small up-charge.

Add \$80 list per cut out, per chair/barstool. Email your account manager to confirm capabilities and pricing.

*The edges of the cut-out are colored in dark brown which remains visible especially when chairs are finished in some light colors.

Standard Back Fill Colors:



Black



Silver



Gold

REQUIRED TO ORDER:

Please be sure to provide all necessary information prior to submitting your order.

CARPET/SOFT FLOOR SURFACES

- A metal glide works well since it does not catch on the pile. If carpeted area is wet-cleaned frequently with furniture left in place, rusting could occur.
- A plastic/nylon glide works equally as well on soft or carpeted surfaces.

HARD RESILIENT FLOOR SURFACES

Concrete, ceramic or porcelain tile, traditional VCT (vinyl composite tile) and hardwood, etc.

- Plastic/nylon glides are recommended as the most versatile – across soft and hard floors. Over time, dirt can become embedded and therefore floors should be regularly cleaned.
- Felt will provide the easiest and most silent movement and works well on floors that are not wet cleaned. However, felt naturally hardens over time and this coupled with dirt than can embed itself into felt over time, will scratch floors.
- Metal is not recommended on vinyl floors that are waxed as they will leave streaking.

SOFTER RESILIENT FLOOR SURFACES

Most LVT (luxury vinyl tile) manufacturers have warnings against dragging furniture across the floor. While the surface does not scratch, the cushioned backing allows for indentations in the surface which will appear as scratches in certain angles/light. While plastic/nylon glides are preferred, it can still mar the surface of LVT. The LVT manufacturer's instructions for care and use must be followed.

STEEL SEATING

- Most steel seating solutions have plastic/nylon glides – suitable for both soft and hard surfaces.

ALUMINUM SEATING

- Standard with premium swivel metal glides that have noise dampening feature. Other material glide options can be quoted through specials.

WOOD SEATING

- Metal glides are standard and recommended for soft or carpeted surfaces.
- Premium metal glides have noise dampening feature and are recommended for soft or carpeted surfaces.
- Premium felt glides are recommended for hardwood and other delicate surfaces that are not wet cleaned.
- Premium plastic glides are recommended for both hard + soft surfaces.

WOOD SEATING

ANDY LOUNGE CHAIR



ABOUT THIS COLLECTION

The Andy Lounge Chair is available with or without arms.

STANDARD FEATURES

- Solid European Beech frame
- Upholstered seat features 2" of high resilience foam
- Metal carpet glides
- Technical Bulletin CAL 117 fire retardant upholstery

PERSONALIZATION OPTIONS

- The table to the right explains all of the available options for the Andy Collection.
- Metal glides are best for carpeted surfaces
- Premium Plastic Glides are universal and can work across most hard + soft surfaces
- Premium Felt Glides are suitable for wood surfaces that are not wet cleaned. Felt naturally hardens over time and dirt becomes embedded, reducing its benefits over time.

| OPTIONS | PAGE | ADD TO LIST PRICE |
|-----------------------------|------|-------------------|
| CAL 133 | 11 | Call for Quote |
| Premium Felt Glide | - | \$3 |
| Premium Plastic Glide | - | \$3 |
| Light Distressing on Chairs | 11 | \$38 |
| Heavy Distressing on Chairs | 11 | \$38 |



W2625

ANDY LOUNGE

| MODEL | COM | GRADE 1 | GRADE 2 | GRADE 3 | GRADE 4 | GRADE 5 |
|-------|------|---------|---------|---------|---------|---------|
| W2625 | 1587 | 1791 | 1842 | 1893 | 1944 | 1994 |

Overall Height: 29" Seat Height: 15" Overall Depth: 30" Overall Width: 26"
 C.O.M.: 3 yd Shipping Weight/Chair: 35# No. Per Carton: 1



W2625A

ANDY LOUNGE WITH ARMS

| MODEL | COM | GRADE 1 | GRADE 2 | GRADE 3 | GRADE 4 | GRADE 5 |
|--------|------|---------|---------|---------|---------|---------|
| W2625A | 1906 | 2110 | 2161 | 2212 | 2263 | 2313 |

Overall Height: 29" Seat Height: 15" Overall Depth: 30" Overall Width: 28"
 C.O.M.: 3 yd Shipping Weight/Chair: 35# No. Per Carton: 1



ABOUT THIS COLLECTION

Crafted from solid wood, Bennett's exaggerated angles convey strength and durability, while rounded details soften the edges — creating a harmonious silhouette that is never overpowering. This collection includes a chair, counter stool, barstool and lounge with multiple upholstery options.

STANDARD FEATURES

- Beech Frame
- Chair and stools available in all wood or multiple upholstery options.
- Partially upholstered seat and inner back options feature 1/2" foam and exposed wood edges
- Lounge is available with partially upholstered seat and inner back, with 3/4" foam and exposed wood edges.
- CAL 117 fire retardant upholstery materials
- Stainless steel footrest cover on stools
- Metal carpet glides

PERSONALIZATION OPTIONS

- The table to the right explains all of the available options for the Bennett Collection.
- Metal glides are best for carpeted surfaces
- Premium Plastic Glides are universal and can work across most hard + soft surfaces
- Premium Felt Glides are suitable for wood surfaces that are not wet cleaned. Felt naturally hardens over time and dirt becomes embedded, reducing its benefits over time.

OPTIONS

ADD TO LIST PRICE

| | |
|-----------------------------|------|
| Light Distressing on Chairs | \$38 |
| Heavy Distressing on Chairs | \$38 |
| Light Distressing on Stools | \$50 |
| Heavy Distressing on Stools | \$50 |
| Premium Plastic Glide | \$3 |
| Premium Felt Glide | \$3 |



W540-21

WOOD CHAIR

WOOD

| MODEL | WOOD |
|-------|------|
|-------|------|

| | |
|---------|-----|
| W540-11 | 755 |
|---------|-----|

WOOD WITH PARTIALLY UPHOLSTERED SEAT AND WOOD BACK

| MODEL | YARDAGE | COM | GRADE 1 | GRADE 2 | GRADE 3 | GRADE 4 | GRADE 5 |
|-------|---------|-----|---------|---------|---------|---------|---------|
|-------|---------|-----|---------|---------|---------|---------|---------|

| | | | | | | | |
|---------|-----|-----|-----|-----|-----|-----|-----|
| W540-21 | 0.6 | 875 | 926 | 939 | 951 | 964 | 977 |
|---------|-----|-----|-----|-----|-----|-----|-----|

WOOD WITH PARTIALLY UPHOLSTERED SEAT AND BACK

| MODEL | YARDAGE | COM | GRADE 1 | GRADE 2 | GRADE 3 | GRADE 4 | GRADE 5 |
|-------|---------|-----|---------|---------|---------|---------|---------|
|-------|---------|-----|---------|---------|---------|---------|---------|

| | | | | | | | |
|---------|-----|-----|------|------|------|------|------|
| W540-22 | 0.6 | 950 | 1001 | 1014 | 1026 | 1039 | 1052 |
|---------|-----|-----|------|------|------|------|------|

Overall Height: 31" Overall Depth: 21" Overall Width: 18.5" No. Per Carton: 1

Seat Height: 18.5"

Shipping Weight/Chair: 22.6#



W540CH-22

WOOD COUNTER STOOL

WOOD

| MODEL | WOOD |
|-------|------|
|-------|------|

| | |
|-----------|-----|
| W540CH-11 | 955 |
|-----------|-----|

WOOD WITH PARTIALLY UPHOLSTERED SEAT AND WOOD BACK

| MODEL | YARDAGE | COM | GRADE 1 | GRADE 2 | GRADE 3 | GRADE 4 | GRADE 5 |
|-------|---------|-----|---------|---------|---------|---------|---------|
|-------|---------|-----|---------|---------|---------|---------|---------|

| | | | | | | | |
|-----------|-----|------|------|------|------|------|------|
| W540CH-21 | 0.6 | 1075 | 1126 | 1139 | 1151 | 1164 | 1177 |
|-----------|-----|------|------|------|------|------|------|

WOOD WITH PARTIALLY UPHOLSTERED SEAT AND BACK

| MODEL | YARDAGE | COM | GRADE 1 | GRADE 2 | GRADE 3 | GRADE 4 | GRADE 5 |
|-------|---------|-----|---------|---------|---------|---------|---------|
|-------|---------|-----|---------|---------|---------|---------|---------|

| | | | | | | | |
|-----------|-----|------|------|------|------|------|------|
| W540CH-22 | 0.6 | 1150 | 1201 | 1214 | 1226 | 1239 | 1252 |
|-----------|-----|------|------|------|------|------|------|

Overall Height: 34.5" Overall Depth: 20" Overall Width: 18.5" No. Per Carton: 1

Seat Height: 24"

Shipping Weight/Chair: 23.9#



W540BS-22

WOOD BARSTOOL

WOOD

| MODEL | WOOD |
|-------|------|
|-------|------|

| | |
|-----------|-----|
| W540BS-11 | 930 |
|-----------|-----|

WOOD WITH PARTIALLY UPHOLSTERED SEAT AND WOOD BACK

| MODEL | YARDAGE | COM | GRADE 1 | GRADE 2 | GRADE 3 | GRADE 4 | GRADE 5 |
|-------|---------|-----|---------|---------|---------|---------|---------|
|-------|---------|-----|---------|---------|---------|---------|---------|

| | | | | | | | |
|-----------|-----|------|------|------|------|------|------|
| W540BS-21 | 0.6 | 1050 | 1101 | 1114 | 1126 | 1139 | 1152 |
|-----------|-----|------|------|------|------|------|------|

WOOD WITH PARTIALLY UPHOLSTERED SEAT AND BACK

| MODEL | YARDAGE | COM | GRADE 1 | GRADE 2 | GRADE 3 | GRADE 4 | GRADE 5 |
|-------|---------|-----|---------|---------|---------|---------|---------|
|-------|---------|-----|---------|---------|---------|---------|---------|

| | | | | | | | |
|-----------|-----|------|------|------|------|------|------|
| W540BS-22 | 0.6 | 1125 | 1176 | 1189 | 1201 | 1214 | 1227 |
|-----------|-----|------|------|------|------|------|------|

Overall Height: 40.5" Overall Depth: 20" Overall Width: 19.5" No. Per Carton: 1

Seat Height: 30.25"

Shipping Weight/Chair: 24.8#



W541

WOOD LOUNGE

WOOD WITH PARTIALLY UPHOLSTERED SEAT AND BACK

| MODEL | YARDAGE | COM | GRADE 1 | GRADE 2 | GRADE 3 | GRADE 4 | GRADE 5 |
|---------|---------|------|---------|---------|---------|---------|---------|
| W541-22 | 0.7 | 1400 | 1451 | 1464 | 1476 | 1489 | 1502 |

Overall Height: 27.5" Overall Depth: 25.5" Overall Width: 22" No. Per Carton: 1

Seat Height: 16.5"

Shipping Weight/Chair: 27.1#



ABOUT THIS COLLECTION

The Bentwood Classics Collection includes chairs, armchairs, counter height barstools, backless barstools, and barstools.

STANDARD FEATURES

- Solid European Beech frame
- Steam bent Beech wood
- Choose from our standard TON approved finishes
- Beech veneer seat or upholstered seats available
- Teflon glides

PERSONALIZATION OPTIONS

- The table to the right explains all of the available options for the Bentwood Classics Collection.

| OPTIONS | PAGE | ADD TO LIST PRICE |
|---|------|-------------------|
| Nailhead Seat Treatment on Upholstered Seat | 11 | \$60 |
| Premium Felt Glide | - | \$3 |
| Counter Height Option Available | - | \$25 |



B014-VEN

NO. 14 CHAIR

| MODEL | WOOD |
|----------|------|
| B014-VEN | 742 |

Overall Height: 33.25" Seat Height: 18.25" Overall Depth: 20.25" Overall Width: 16"
Shipping Weight/Chair: 20# No. Per Carton: 2



B014-UPH

NO. 14 CHAIR

| MODEL | SELECT VINYL | COM | GRADE 1 | GRADE 2 | GRADE 3 | GRADE 4 | GRADE 5 |
|----------|--------------|-----|---------|---------|---------|---------|---------|
| B014-UPH | 892 | 843 | 877 | 885 | 894 | 902 | 911 |

Overall Height: 33.25" Seat Height: 18.25" Overall Depth: 20.25" Overall Width: 16"
C.O.M.: .5 yd Shipping Weight/Chair: 20# No. Per Carton: 2



B018-VEN

NO. 18 CHAIR

| MODEL | WOOD |
|----------|------|
| B018-VEN | 760 |

Overall Height: 33.25" Seat Height: 18.25" Overall Depth: 20.25" Overall Width: 16"
Shipping Weight/Chair: 20# No. Per Carton: 2



B018-UPH

NO. 18 CHAIR

| MODEL | SELECT VINYL | COM | GRADE 1 | GRADE 2 | GRADE 3 | GRADE 4 | GRADE 5 |
|----------|--------------|-----|---------|---------|---------|---------|---------|
| B018-UPH | 940 | 886 | 920 | 928 | 937 | 945 | 954 |

Overall Height: 33.25" Seat Height: 18.25" Overall Depth: 20.25" Overall Width: 16"
C.O.M.: .5 yd Shipping Weight/Chair: 20# No. Per Carton: 2



B018BS-VEN

NO. 18 BARSTOOL

| MODEL | WOOD |
|------------|------|
| B018BS-VEN | 998 |

Overall Height: 43.5" Seat Height: 30" Overall Depth: 19.75" Overall Width: 16"
Shipping Weight/Chair: 25# No. Per Carton: 1



B018BS-UPH

NO. 18 BARSTOOL

| MODEL | SELECT VINYL | COM | GRADE 1 | GRADE 2 | GRADE 3 | GRADE 4 | GRADE 5 |
|------------|--------------|------|---------|---------|---------|---------|---------|
| B018BS-UPH | 1169 | 1118 | 1152 | 1160 | 1169 | 1177 | 1186 |

Overall Height: 43.5" Seat Height: 31" Overall Depth: 19.75" Overall Width: 16"
 C.O.M.: .5 yd Shipping Weight/Chair: 25# No. Per Carton: 1



B030A-VEN

NO. 30 ARMCHAIR

| MODEL | WOOD |
|-----------|------|
| B030A-VEN | 838 |

Overall Height: 31" Seat Height: 18.25" Overall Depth: 22.5" Overall Width: 19" Arm Height: 27.5"
 Arm Width: 21.5" Shipping Weight/Chair: 20# No. Per Carton: 1



B030A-UPH

NO. 30 ARMCHAIR

| MODEL | SELECT VINYL | COM | GRADE 1 | GRADE 2 | GRADE 3 | GRADE 4 | GRADE 5 |
|-----------|--------------|-----|---------|---------|---------|---------|---------|
| B030A-UPH | 1042 | 977 | 1028 | 1041 | 1053 | 1066 | 1079 |

Overall Height: 30" Seat Height: 18.25" Overall Depth: 22.5" Overall Width: 19" Arm Height: 26.75"
 Arm Width: 21.5" C.O.M.: .75 yd Shipping Weight/Chair: 20# No. Per Carton: 1



B033A-UPH-BK

NO. 33 ARMCHAIR

| MODEL | SELECT VINYL | COM | GRADE 1 | GRADE 2 | GRADE 3 | GRADE 4 | GRADE 5 |
|--------------|--------------|------|---------|---------|---------|---------|---------|
| B033A-UPH-BK | 1602 | 1490 | 1575 | 1596 | 1617 | 1639 | 1660 |

Overall Height: 31" Seat Height: 18.25" Overall Depth: 22.5" Overall Width: 19" Arm Height: 27.25"
 Arm Width: 21.5" C.O.M.: 1.25 yd Shipping Weight/Chair: 20# No. Per Carton: 1



B073BS-VEN

NO. 73 BARSTOOL

| MODEL | WOOD |
|------------|------|
| B073BS-VEN | 855 |

Overall Height: 31" Seat Height: 31" Overall Depth: 18.5" Overall Width: 18.5"
 Shipping Weight/Chair: 25# No. Per Carton: 1



B073BS-UPH

NO. 73 BARSTOOL

| MODEL | SELECT VINYL | COM | GRADE 1 | GRADE 2 | GRADE 3 | GRADE 4 | GRADE 5 |
|------------|--------------|-----|---------|---------|---------|---------|---------|
| B073BS-UPH | 1035 | 962 | 1013 | 1026 | 1038 | 1051 | 1064 |

Overall Height: 31" Seat Height: 31" Overall Depth: 18.5" Overall Width: 18.5"

C.O.M.: .75 yd Shipping Weight/Chair: 25# No. Per Carton: 1



B763-UPH

NO. 763 CHAIR

| MODEL | SELECT VINYL | COM | GRADE 1 | GRADE 2 | GRADE 3 | GRADE 4 | GRADE 5 |
|----------|--------------|-----|---------|---------|---------|---------|---------|
| B763-UPH | 895 | 818 | 869 | 882 | 894 | 907 | 920 |

Overall Height: 31" Seat Height: 18.25" Overall Depth: 18.75" Overall Width: 18"

C.O.M.: .75 yd Shipping Weight/Chair: 20# No. Per Carton: 2



ABOUT THIS COLLECTION

The Brooke Collection includes a chair, counter height stool, and a barstool. This wood seating collection features a simple slatted back and multiple upholstery options.

STANDARD FEATURES

- Beech frame
- Available as all wood chair or with multiple upholstery variations
- 21 Partially Upholstered Seat features 1/2" foam and exposed wood edges
- 31 Fully Upholstered Seat features 3/4" foam on seat
- 33 Fully Upholstered Seat and Back features 3/4" foam on seat and 1/2" foam on back
- Metal bracket on dining chair can be painted in any powder coat finish
- CAL 117 fire resistant upholstery materials
- Stainless steel footrest protector on counter and barstools
- Metal carpet glides

PERSONALIZATION OPTIONS

- The table to the right explains all of the available options for the Brooke Collection.
- Metal glides are best for carpeted surfaces
- Premium Plastic Glides are universal and can work across most hard + soft surfaces
- Premium Felt Glides are suitable for wood surfaces that are not wet cleaned. Felt naturally hardens over time and dirt becomes embedded, reducing its benefits over time.

OPTIONS

| | PAGE | ADD TO LIST PRICE |
|--------------------------------|------|-------------------|
| Premium Felt Glide | - | \$3 |
| Premium Plastic Glide | - | \$3 |
| CAL 133 | 11 | Call for Quote |
| Light Distressing on Chairs | 11 | \$38 |
| Heavy Distressing on Chairs | 11 | \$38 |
| Light Distressing on Barstools | 11 | \$50 |
| Heavy Distressing on Barstools | 11 | \$50 |

UPHOLSTERY OPTIONS



21 Partially Upholstered Seat



31 Fully Upholstered Seat



33 Fully Upholstered Seat and Back



W522-11

BROOKE CHAIR

WOOD SEAT

| MODEL | WOOD |
|---------|------|
| W522-11 | 806 |

PARTIALLY UPHOLSTERED SEAT

| MODEL | YARDAGE | COM | GRADE 1 | GRADE 2 | GRADE 3 | GRADE 4 | GRADE 5 |
|---------|---------|-----|---------|---------|---------|---------|---------|
| W522-21 | 0.4 | 885 | 912 | 919 | 926 | 933 | 939 |

FULLY UPHOLSTERED SEAT

| MODEL | YARDAGE | COM | GRADE 1 | GRADE 2 | GRADE 3 | GRADE 4 | GRADE 5 |
|---------|---------|-----|---------|---------|---------|---------|---------|
| W522-31 | 0.5 | 981 | 1015 | 1023 | 1032 | 1040 | 1049 |

FULLY UPHOLSTERED SEAT & BACK

| MODEL | YARDAGE | COM | GRADE 1 | GRADE 2 | GRADE 3 | GRADE 4 | GRADE 5 |
|---------|---------|-----|---------|---------|---------|---------|---------|
| W522-33 | 1.0 | 999 | 1067 | 1084 | 1101 | 1118 | 1135 |

Overall Height: 30.5" Overall Depth: 20.71" Overall Width: 19.1" No. Per Carton: 2

Seat Height: W520-11 19", W520-W-21 19.5", W520-W-31 19.5", W520-33 19.5"

Shipping Weight/Chair: 10#



W520CH-11

BROOKE COUNTER HEIGHT STOOL

WOOD SEAT

| MODEL | WOOD |
|-----------|------|
| W520CH-11 | 834 |

PARTIALLY UPHOLSTERED SEAT

| MODEL | YARDAGE | COM | GRADE 1 | GRADE 2 | GRADE 3 | GRADE 4 | GRADE 5 |
|-----------|---------|-----|---------|---------|---------|---------|---------|
| W520CH-21 | 0.4 | 931 | 959 | 966 | 973 | 980 | 987 |

FULLY UPHOLSTERED SEAT

| MODEL | YARDAGE | COM | GRADE 1 | GRADE 2 | GRADE 3 | GRADE 4 | GRADE 5 |
|-----------|---------|-----|---------|---------|---------|---------|---------|
| W520CH-31 | 0.5 | 945 | 979 | 988 | 997 | 1005 | 1014 |

FULLY UPHOLSTERED SEAT & BACK

| MODEL | YARDAGE | COM | GRADE 1 | GRADE 2 | GRADE 3 | GRADE 4 | GRADE 5 |
|-----------|---------|------|---------|---------|---------|---------|---------|
| W520CH-33 | 1.0 | 1029 | 1097 | 1114 | 1131 | 1148 | 1165 |

Overall Height: W520CH-11 34", W520CH-21 34", W520CH-31 34", W520CH-33 36"

Overall Depth: 19.6" Overall Width: 18.4" No. Per Carton: 1

Seat Height: W520CH-11 25.5", W520CH-21 26", W520CH-31 26", W520CH-33 26"

Shipping Weight/Chair: 12#



W520BS-11

BROOKE BARSTOOL

WOOD SEAT

| MODEL | WOOD |
|-----------|------|
| W520BS-11 | 818 |

PARTIALLY UPHOLSTERED SEAT

| MODEL | YARDAGE | COM | GRADE 1 | GRADE 2 | GRADE 3 | GRADE 4 | GRADE 5 |
|-----------|---------|-----|---------|---------|---------|---------|---------|
| W520BS-21 | 0.4 | 898 | 926 | 933 | 940 | 947 | 954 |

FULLY UPHOLSTERED SEAT

| MODEL | YARDAGE | COM | GRADE 1 | GRADE 2 | GRADE 3 | GRADE 4 | GRADE 5 |
|-----------|---------|-----|---------|---------|---------|---------|---------|
| W520BS-31 | 0.5 | 931 | 965 | 974 | 983 | 991 | 1000 |

FULLY UPHOLSTERED SEAT & BACK

| MODEL | YARDAGE | COM | GRADE 1 | GRADE 2 | GRADE 3 | GRADE 4 | GRADE 5 |
|-----------|---------|------|---------|---------|---------|---------|---------|
| W520BS-33 | 1.0 | 1014 | 1082 | 1099 | 1116 | 1133 | 1150 |

Overall Height: W520BS-11 40", W520BS-21 40", W520BS-31 40", W520BS-33 42"

Overall Depth: 20.6" Overall Width: 19.7" No. Per Carton: 1

Seat Height: W520BS-11 31.5", W520BS-21 32", W520BS-31 32", W520BS-33 32"

Shipping Weight/Chair: 13#

DYLAN BENCH



ABOUT THIS COLLECTION

Dylan Benches are offered in multiple sizes in solid wood or laminate construction.

STANDARD FEATURES

- 1.5" Solid Maple or laminate
- Metal mitered-corner bracket available in any standard powder coat color
- CAL 117 fire retardant upholstery materials
- Black height-adjustable, non-skid glide
- 1/2" Thick free state foam; grade 2580

PERSONALIZATION OPTIONS

- The table to the right explains all of the available options for the Dylan Collection.

| OPTIONS | PAGE | ADD TO LIST PRICE |
|-------------------|------|-------------------|
| Light Distressing | 11 | Call For Quote |
| Heavy Distressing | 11 | Call For Quote |



DYL-B

DYLAN 22" BENCH

| MODEL | WOOD | COM | GRADE 1 | GRADE 2 | GRADE 3 | GRADE 4 | GRADE 5 |
|-----------------|------|------|---------|---------|---------|---------|---------|
| DYL-B-SW-172217 | 2705 | 2880 | 2931 | 2944 | 2956 | 2969 | 2982 |

| MODEL | LAMINATE | COM | GRADE 1 | GRADE 2 | GRADE 3 | GRADE 4 | GRADE 5 |
|------------------|----------|------|---------|---------|---------|---------|---------|
| DYL-B-LAM-172217 | 2480 | 2649 | 2700 | 2713 | 2725 | 2738 | 2751 |

Overall Height: 17" Seat Height: 17" Overall Depth: 17" Overall Width: 22"
 C.O.M.: .75 yd Shipping Weight/Chair: 40# No. Per Carton: 1



DYL-B

DYLAN 48" BENCH

| MODEL | WOOD | COM | GRADE 1 | GRADE 2 | GRADE 3 | GRADE 4 | GRADE 5 |
|-----------------|------|------|---------|---------|---------|---------|---------|
| DYL-B-SW-174817 | 2884 | 3056 | 3124 | 3141 | 3158 | 3175 | 3192 |

| MODEL | LAMINATE | COM | GRADE 1 | GRADE 2 | GRADE 3 | GRADE 4 | GRADE 5 |
|------------------|----------|------|---------|---------|---------|---------|---------|
| DYL-B-LAM-174817 | 2777 | 2946 | 3014 | 3031 | 3048 | 3065 | 3082 |

Overall Height: 17" Seat Height: 17" Overall Depth: 17" Overall Width: 48"
 C.O.M.: 1 yd Shipping Weight/Chair: 55# No. Per Carton: 1



DYL-B

DYLAN 54" BENCH

| MODEL | WOOD | COM | GRADE 1 | GRADE 2 | GRADE 3 | GRADE 4 | GRADE 5 |
|-----------------|------|------|---------|---------|---------|---------|---------|
| DYL-B-SW-175417 | 3033 | 3178 | 3280 | 3305 | 3331 | 3356 | 3382 |

| MODEL | LAMINATE | COM | GRADE 1 | GRADE 2 | GRADE 3 | GRADE 4 | GRADE 5 |
|------------------|----------|------|---------|---------|---------|---------|---------|
| DYL-B-LAM-175417 | 2878 | 3047 | 3149 | 3174 | 3200 | 3225 | 3251 |

Overall Height: 17" Seat Height: 17" Overall Depth: 17" Overall Width: 54"
 C.O.M.: 1.5 yd Shipping Weight/Chair: 60# No. Per Carton: 1



DYL-B

DYLAN 66" BENCH

| MODEL | WOOD | COM | GRADE 1 | GRADE 2 | GRADE 3 | GRADE 4 | GRADE 5 |
|-----------------|------|------|---------|---------|---------|---------|---------|
| DYL-B-SW-176617 | 3119 | 3295 | 3414 | 3444 | 3473 | 3503 | 3533 |

| MODEL | LAMINATE | COM | GRADE 1 | GRADE 2 | GRADE 3 | GRADE 4 | GRADE 5 |
|------------------|----------|------|---------|---------|---------|---------|---------|
| DYL-B-LAM-176617 | 3056 | 3226 | 3345 | 3375 | 3404 | 3434 | 3464 |

Overall Height: 17" Seat Height: 17" Overall Depth: 17" Overall Width: 66"

C.O.M.: 1.75 yd Shipping Weight/Chair: 70# No. Per Carton: 1



DYL-B

DYLAN 78" BENCH

| MODEL | WOOD | COM | GRADE 1 | GRADE 2 | GRADE 3 | GRADE 4 | GRADE 5 |
|-----------------|------|------|---------|---------|---------|---------|---------|
| DYL-B-SW-177817 | 3234 | 3407 | 3543 | 3577 | 3611 | 3645 | 3679 |

| MODEL | LAMINATE | COM | GRADE 1 | GRADE 2 | GRADE 3 | GRADE 4 | GRADE 5 |
|------------------|----------|------|---------|---------|---------|---------|---------|
| DYL-B-LAM-177817 | 3177 | 3345 | 3481 | 3515 | 3549 | 3583 | 3617 |

Overall Height: 17" Seat Height: 17" Overall Depth: 17" Overall Width: 78"

C.O.M.: 2 yd Shipping Weight/Chair: 80# No. Per Carton: 1



DYL-B

DYLAN 90" BENCH

| MODEL | WOOD | COM | GRADE 1 | GRADE 2 | GRADE 3 | GRADE 4 | GRADE 5 |
|-----------------|------|------|---------|---------|---------|---------|---------|
| DYL-B-SW-179017 | 3456 | 3628 | 3781 | 3819 | 3857 | 3895 | 3934 |

| MODEL | LAMINATE | COM | GRADE 1 | GRADE 2 | GRADE 3 | GRADE 4 | GRADE 5 |
|------------------|----------|------|---------|---------|---------|---------|---------|
| DYL-B-LAM-179017 | 3368 | 3533 | 3686 | 3724 | 3762 | 3800 | 3839 |

Overall Height: 17" Seat Height: 17" Overall Depth: 17" Overall Width: 90"

C.O.M.: 2.25 yd Shipping Weight/Chair: 90# No. Per Carton: 1



ABOUT

Hugh is a wooden chair with a simple, Shaker-style design.

STANDARD FEATURES

- Solid European Beech frame
- Metal carpet glides

PERSONALIZATION OPTIONS

- The table to the right explains all of the available options for the Hugh Collection.
- Metal glides are best for carpeted surfaces
- Premium Plastic Glides are universal and can work across most hard + soft surfaces
- Premium Felt Glides are suitable for wood surfaces that are not wet cleaned. Felt naturally hardens over time and dirt becomes embedded, reducing its benefits over time.

OPTIONS

| OPTIONS | PAGE | ADD TO LIST PRICE |
|-----------------------------|------|-------------------|
| Light Distressing on Chairs | 11 | \$38 |
| Heavy Distressing on Chairs | 11 | \$38 |
| Premium Felt Glide | - | \$3 |
| Premium Plastic Glide | - | \$3 |



W515

HUGH CHAIR

| MODEL | WOOD |
|-------|------|
|-------|------|

| | |
|------|-----|
| W515 | 595 |
|------|-----|

Overall Height: 33" Seat Height: 18" Overall Depth: 23" Overall Width: 18"

Shipping Weight/Chair: 13# No. Per Carton: 2



ABOUT THIS COLLECTION

The Leaf collection includes chairs, counter height stools, and barstools.

STANDARD FEATURES

- Available in Beech with standard TON stains or available in European Oak in natural finish only
- CAL 117 fire retardant upholstery materials
- Available in all wood or with upholstered seat and back
- Teflon glides

PERSONALIZATION OPTIONS

- The table to the right explains all of the available options for the Leaf collection.
- COM is available with extended lead time.
- Please reference TON Fabrics for standard upholstery options.

| OPTIONS | PAGE | ADD TO LIST PRICE |
|--------------------|------|-------------------|
| Premium felt glide | - | \$3 |



W437

LEAF CHAIR

| MODEL | BEECH | EUROPEAN OAK |
|--|----------------|----------------|
| W437-11 – Wood Seat & Back | 1137 | 1597 |
| W437-22 – C.O.M. | Call for Quote | Call for Quote |
| W437-22 – Upholstered Seat & Back, Standard Upholstery | 1686 | 1976 |

Overall Height: 31.5" Seat Height: 18" Overall Depth: 20.5" Overall Width: 19.8"
 C.O.M.: .75 yd Shipping Weight/Chair: 18# No. Per Carton: 2



W439CH

LEAF COUNTER STOOL

| MODEL | BEECH | EUROPEAN OAK |
|--|----------------|----------------|
| W439CH-11 – Wood Seat & Back | 1700 | 2422 |
| W439CH-22 – C.O.M. | Call for Quote | Call for Quote |
| W439CH-22 – Upholstered Seat & Back, Standard Upholstery | 2349 | 2770 |

Overall Height: 36.5" Seat Height: 24" Overall Depth: 20.5" Overall Width: 19.8"
 C.O.M.: .75 yd Shipping Weight/Chair: 12# No. Per Carton: 1



W439BS

LEAF BARSTOOL

| MODEL | BEECH | EUROPEAN OAK |
|--|----------------|----------------|
| W439BS-11 – Wood Seat & Back | 1645 | 2354 |
| W439BS-22 – C.O.M. | Call for Quote | Call for Quote |
| W439BS-22 – Upholstered Seat & Back, Standard Upholstery | 2262 | 2684 |

Overall Height: 43.5" Seat Height: 30" Overall Depth: 20" Overall Width: 20.5"
 C.O.M.: .75 yd Shipping Weight/Chair: 14# No. Per Carton: 1



ABOUT THIS COLLECTION

The Merano By TON Collection includes chairs, armchairs, counter height barstools, and barstools.

STANDARD FEATURES

- Solid European Beech frame, available in any standard TON finishes
- Available in European Oak or American Walnut in natural finish only
- CAL 117 fire retardant upholstery materials
- Available in all wood or with upholstered seat and back
- Teflon glides
- Standard fabric program available for quicker lead times. Please see website for fabric detail.
- Merano Chairs stack four high
- Stools come with stainless steel footrest

PERSONALIZATION OPTIONS

- The table to the right explains all of the available options for the TON Collection.
- COM is available with extended lead time - call for quote.
- Please reference TON Fabrics for standard upholstery options on page 10.

| OPTIONS | PAGE | ADD TO LIST PRICE |
|--------------------|------|-------------------|
| Premium felt glide | - | \$3 |



W400SC

MERANO CHAIR

| MODEL | BEECH | EUROPEAN OAK | AMERICAN WALNUT |
|---|-------|--------------|-----------------|
| W400SC – Wood Seat & Back | 910 | 1155 | 2348 |
| W400SC – Upholstered Seat & Back, Standard Upholstery | 1220 | 1410 | 2585 |

Overall Height: 31" Seat Height: 18" Overall Depth: 17" Overall Width: 17"
 C.O.M.: 1 yd Shipping Weight/Chair: 26# No. Per Carton: 2



W400AC

MERANO ARMCHAIR

| MODEL | BEECH | EUROPEAN OAK | AMERICAN WALNUT |
|---|-------|--------------|-----------------|
| W400AC – Wood Seat & Back | 1108 | 1388 | 3050 |
| W400AC – Upholstered Seat & Back, Standard Upholstery | 1279 | 1643 | 3251 |

Overall Height: 31" Seat Height: 18" Overall Depth: 15" Overall Width: 19"
 C.O.M.: 1 yd Shipping Weight/Chair: 30# No. Per Carton: 1



W400CH

MERANO BARSTOOL — 24" COUNTER HEIGHT

| MODEL | BEECH | EUROPEAN OAK | AMERICAN WALNUT |
|---|-------|--------------|-----------------|
| W400CH – Wood Seat & Back | 1092 | 1437 | 3317 |
| W400CH – Upholstered Seat & Back, Standard Upholstery | 1387 | 1676 | 3301 |

Overall Height: 32" Seat Height: 24" Overall Depth: 14" Overall Width: 17"
 C.O.M.: 1 yd Shipping Weight/Chair: 26# No. Per Carton: 1



W400BS

MERANO BARSTOOL — 30" BARSTOOL

| MODEL | BEECH | EUROPEAN OAK | AMERICAN WALNUT |
|---|-------|--------------|-----------------|
| W400BS – Wood Seat & Back | 1092 | 1437 | 3317 |
| W400BS – Upholstered Seat & Back, Standard Upholstery | 1387 | 1676 | 3301 |

Overall Height: 39" Seat Height: 30" Overall Depth: 14" Overall Width: 17"
 C.O.M.: 1 yd Shipping Weight/Chair: 26# No. Per Carton: 1



ABOUT THIS COLLECTION

The Sigsbee Collection includes a chair, counter height stool, and a barstool. This wood seating collection features a simple slatted back and multiple upholstery options.

STANDARD FEATURES

- Beech Frame
- Available as all wood or with multiple upholstery variations
- Upholstered seat features 1/2" foam and exposed wood edges
- Upholstered back features 1/2" thick foam
- Nylon straps with metal buckles in brass or black
- CAL 117 fire resistant upholstery materials
- Stainless steel footrest protector on counter and barstools
- Metal carpet glides
- Nylon Straps come in Black, Olive Drab, Pacific Blue, and Khaki. Ask customer service to see samples.

PERSONALIZATION OPTIONS

- The table to the right explains all of the available options for the Sigsbee Collection.
- Leather straps are available in black, dark brown and brown as an option.
- Metal glides are best for carpeted surfaces
- Premium Plastic Glides are universal and can work across most hard + soft surfaces
- Premium Felt Glides are suitable for wood surfaces that are not wet cleaned. Felt naturally hardens over time and dirt becomes embedded, reducing its benefits over time.

OPTIONS

| OPTIONS | PAGE | ADD TO LIST PRICE |
|--------------------------------|------|-------------------|
| Light Distressing on Chairs | 11 | \$38 |
| Heavy Distressing on Chairs | 11 | \$38 |
| Light Distressing on Barstools | 11 | \$50 |
| Heavy Distressing on Barstools | 11 | \$50 |
| CAL 133 | 11 | Call for Quote |
| Premium Felt Glide | | \$3 |
| Premium Plastic Glide | | \$3 |
| Leather Straps | | \$175 |



W530

WOOD CHAIR

WOOD

| MODEL | WOOD |
|-------|------|
|-------|------|

| | |
|---------|-----|
| W530-11 | 705 |
|---------|-----|

WOOD WITH PARTIALLY UPHOLSTERED SEAT PAD

| MODEL | YARDAGE | COM | GRADE 1 | GRADE 2 | GRADE 3 | GRADE 4 | GRADE 5 |
|-------|---------|-----|---------|---------|---------|---------|---------|
|-------|---------|-----|---------|---------|---------|---------|---------|

| | | | | | | | |
|---------|-----|-----|-----|-----|-----|-----|-----|
| W530-21 | 0.7 | 849 | 897 | 908 | 920 | 932 | 944 |
|---------|-----|-----|-----|-----|-----|-----|-----|

WOOD WITH PARTIALLY UPHOLSTERED SEAT PAD AND BACK PAD

| MODEL | YARDAGE | COM | GRADE 1 | GRADE 2 | GRADE 3 | GRADE 4 | GRADE 5 |
|-------|---------|-----|---------|---------|---------|---------|---------|
|-------|---------|-----|---------|---------|---------|---------|---------|

| | | | | | | | |
|---------|-----|-----|------|------|------|------|------|
| W530-22 | 1.2 | 957 | 1040 | 1061 | 1081 | 1102 | 1123 |
|---------|-----|-----|------|------|------|------|------|

Overall Height: 32.7" Overall Depth: 19.5" Overall Width: 17.6" No. Per Carton: 2

Seat Height: 18"

Shipping Weight/Chair: 17#



W530CH

WOOD COUNTER STOOL

WOOD

| MODEL | WOOD |
|-------|------|
|-------|------|

| | |
|-----------|-----|
| W530CH-11 | 896 |
|-----------|-----|

WOOD WITH PARTIALLY UPHOLSTERED SEAT PAD

| MODEL | YARDAGE | COM | GRADE 1 | GRADE 2 | GRADE 3 | GRADE 4 | GRADE 5 |
|-------|---------|-----|---------|---------|---------|---------|---------|
|-------|---------|-----|---------|---------|---------|---------|---------|

| | | | | | | | |
|-----------|-----|------|------|------|------|------|------|
| W530CH-21 | 0.7 | 1039 | 1087 | 1098 | 1110 | 1122 | 1134 |
|-----------|-----|------|------|------|------|------|------|

WOOD WITH PARTIALLY UPHOLSTERED SEAT PAD AND BACK PAD

| MODEL | YARDAGE | COM | GRADE 1 | GRADE 2 | GRADE 3 | GRADE 4 | GRADE 5 |
|-------|---------|-----|---------|---------|---------|---------|---------|
|-------|---------|-----|---------|---------|---------|---------|---------|

| | | | | | | | |
|-----------|-----|------|------|------|------|------|------|
| W530CH-22 | 1.2 | 1151 | 1234 | 1255 | 1275 | 1296 | 1317 |
|-----------|-----|------|------|------|------|------|------|

Overall Height: 37.2" Overall Depth: 20.2" Overall Width: 17.6" No. Per Carton: 1

Seat Height: 24"

Shipping Weight/Chair: 33#



W530BS

WOOD BARSTOOL

WOOD

| MODEL | WOOD |
|-------|------|
|-------|------|

| | |
|-----------|-----|
| W530BS-11 | 882 |
|-----------|-----|

WOOD WITH PARTIALLY UPHOLSTERED SEAT PAD

| MODEL | YARDAGE | COM | GRADE 1 | GRADE 2 | GRADE 3 | GRADE 4 | GRADE 5 |
|-------|---------|-----|---------|---------|---------|---------|---------|
|-------|---------|-----|---------|---------|---------|---------|---------|

| | | | | | | | |
|-----------|-----|------|------|------|------|------|------|
| W530BS-21 | 0.7 | 1024 | 1072 | 1083 | 1095 | 1107 | 1119 |
|-----------|-----|------|------|------|------|------|------|

WOOD WITH PARTIALLY UPHOLSTERED SEAT PAD AND BACK PAD

| MODEL | YARDAGE | COM | GRADE 1 | GRADE 2 | GRADE 3 | GRADE 4 | GRADE 5 |
|-------|---------|-----|---------|---------|---------|---------|---------|
|-------|---------|-----|---------|---------|---------|---------|---------|

| | | | | | | | |
|-----------|-----|------|------|------|------|------|------|
| W530BS-22 | 1.2 | 1136 | 1219 | 1240 | 1260 | 1281 | 1302 |
|-----------|-----|------|------|------|------|------|------|

Overall Height: 43.2" Overall Depth: 21.2" Overall Width: 17.6" No. Per Carton: 1

Seat Height: 30.3"

Shipping Weight/Chair: 33#



ABOUT THIS COLLECTION

The Wood Melissa 504 Collection includes chairs, nesting chairs, armchairs, and barstools.

STANDARD FEATURES

- Solid European Beech frame
- Available in multiple upholstery variations
- Upholstered variations feature 2" of high resilience foam (seat treatment increases seat height by 1" but relaxes over a short period of time)
- Wood seats made of 1" saddle ply
- Webbed seat construction is standard for all upholstery variation seat treatments
- Technical Bulletin CAL 117 fire retardant upholstery
- Stainless steel footrest protector on barstools
- Metal carpet glides
- WN504 nests five high

PERSONALIZATION OPTIONS

- The table to the right explains all of the available options for the Wood Melissa 504 Collection.
 - Cut-out back graphics and laser engraved graphics should not exceed 6" x 6". Minimum quantity required of 10 units.
 - Nailhead Cobbler Seat only available on standard models or V12, V15, and V16 models.
 - Nailhead Waterfall Cobbler Seat only available on standard models or V12, V15, and V16 models.
 - Boxed seats are not available on nesting chairs.
 - Metal glides are best for carpeted surfaces
 - Premium Plastic Glides are universal and can work across most hard + soft surfaces
 - Premium Felt Glides are suitable for wood surfaces that are not wet cleaned. Felt naturally hardens over time and dirt becomes embedded, reducing its benefits over time.
- *Indicates the front and back of the chair back is upholstered.

| OPTIONS | PAGE | ADD TO LIST PRICE |
|---|------|----------------------|
| Cut-Out Design | 12 | \$80 |
| Engraved Back | 12 | \$30/Side |
| Nailhead Cobbler Seat | 11 | \$60 |
| Nailhead Waterfall Cobbler Seat | 11 | \$60 |
| Nailhead Surround Back | 11 | \$60 |
| Nailhead Trim Surrounding Front Legs on Pullman Seats | 11 | \$30 |
| Handhold | 12 | \$80 |
| Welting | 11 | \$15/Seat, \$15/Back |
| Boxed Seat | 11 | \$25 |
| Reduce Barstool Seat Height to 24" | - | \$25 |
| CAL 133 | 11 | Call for Quote |
| Premium Felt Glide | - | \$3 |
| Premium Plastic Glide | - | \$3 |
| Light Distressing on Chairs | 11 | \$38 |
| Heavy Distressing on Chairs | 11 | \$38 |
| Light Distressing on Barstools | 11 | \$50 |
| Heavy Distressing on Barstools | 11 | \$50 |



W504

WOOD MELISSA CHAIR

| MODEL | WOOD | COM | GRADE 1 | GRADE 2 | GRADE 3 | GRADE 4 | GRADE 5 |
|-------|------|-----|---------|---------|---------|---------|---------|
| W504 | 648 | 583 | 614 | 621 | 629 | 636 | 644 |

Overall Height: 35" Seat Height: 18" Overall Depth: 19.5" Overall Width: 17.5"
 C.O.M.: .45 yd Shipping Weight/Chair: 26# No. Per Carton: 2

WOOD MELISSA CHAIR — UPHOLSTERY OPTIONS

| MODEL | COM | GRADE 1 | GRADE 2 | GRADE 3 | GRADE 4 | GRADE 5 | TOTAL YARDAGE |
|-----------|-----|---------|---------|---------|---------|---------|---------------|
| W504-V21 | 784 | 835 | 848 | 860 | 873 | 886 | 0.75 |
| W504-V12 | 784 | 852 | 869 | 886 | 903 | 920 | 1 |
| W504-V15* | 798 | 883 | 904 | 925 | 947 | 968 | 1.25 |
| W504-V16* | 814 | 916 | 941 | 967 | 992 | 1018 | 1.5 |
| W504-V22 | 892 | 977 | 998 | 1019 | 1041 | 1062 | 1.25 |
| W504-V25* | 971 | 1073 | 1098 | 1124 | 1149 | 1175 | 1.5 |
| W504-V26* | 971 | 1073 | 1098 | 1124 | 1149 | 1175 | 1.5 |

Overall Height: 35" Seat Height: 18" Overall Depth: 19.5" Overall Width: 17.5"
 Shipping Weight/Chair: 26# No. Per Carton: 2



W504-V21
Seat Treatment



W504-V12
Back Treatment



W504-V15
Back Treatment



W504-V16
Back Treatment



W504-V22
Combo Treatment



W504-V25
Combo Treatment



W504-V26
Combo Treatment



WN504

WOOD MELISSA NESTING CHAIR

| MODEL | COM | GRADE 1 | GRADE 2 | GRADE 3 | GRADE 4 | GRADE 5 |
|-------|-----|---------|---------|---------|---------|---------|
| WN504 | 709 | 740 | 747 | 755 | 762 | 770 |

Overall Height: 35" Seat Height: 18" Overall Depth: 19.5" Overall Width: 17.5"
 C.O.M.: .45 yd Shipping Weight/Chair: 26# No. Per Carton: 2



W504A

WOOD MELISSA ARMCHAIR

| MODEL | WOOD | COM | GRADE 1 | GRADE 2 | GRADE 3 | GRADE 4 | GRADE 5 |
|-------|------|-----|---------|---------|---------|---------|---------|
| W504A | 747 | 680 | 711 | 718 | 726 | 733 | 741 |

Overall Height: 35" Seat Height: 18" Overall Depth: 19.5" Overall Width: 17.5" Arm Height: 26.5"
 C.O.M.: .45 yd Shipping Weight/Chair: 26# No. Per Carton: 1

WOOD MELISSA ARMCHAIR — UPHOLSTERY OPTIONS

| MODEL | COM | GRADE 1 | GRADE 2 | GRADE 3 | GRADE 4 | GRADE 5 | TOTAL YARDAGE |
|------------|------|---------|---------|---------|---------|---------|---------------|
| W504A-V21 | 885 | 936 | 949 | 961 | 974 | 987 | 0.75 |
| W504A-V12 | 885 | 953 | 970 | 987 | 1004 | 1021 | 1 |
| W504A-V15* | 896 | 981 | 1002 | 1023 | 1045 | 1066 | 1.25 |
| W504A-V16* | 915 | 1017 | 1042 | 1068 | 1093 | 1119 | 1.5 |
| W504A-V22 | 992 | 1077 | 1098 | 1119 | 1141 | 1162 | 1.25 |
| W504A-V25* | 1069 | 1171 | 1196 | 1222 | 1247 | 1273 | 1.5 |
| W504A-V26* | 1069 | 1171 | 1196 | 1222 | 1247 | 1273 | 1.5 |

Overall Height: 35" Seat Height: 18" Overall Depth: 19.5" Overall Width: 17.5" Arm Height: 26.5"
 Shipping Weight/Chair: 26# No. Per Carton: 1



W504A-V21
Seat Treatment



W504A-V12
Back Treatment



W504A-V15
Back Treatment



W504A-V16
Back Treatment



W504A-V22
Combo Treatment



W504A-V25
Combo Treatment



W504A-V26
Combo Treatment



W504BS

WOOD MELISSA BARSTOOL

| MODEL | WOOD | COM | GRADE 1 | GRADE 2 | GRADE 3 | GRADE 4 | GRADE 5 |
|--------|------|-----|---------|---------|---------|---------|---------|
| W504BS | 806 | 740 | 771 | 778 | 786 | 793 | 801 |

Overall Height: 44.25" Seat Height: 29.75" Overall Depth: 18.5" Overall Width: 17.5"
 C.O.M.: .45 yd Shipping Weight/Chair: 32# No. Per Carton: 1

WOOD MELISSA BARSTOOL — UPHOLSTERY OPTIONS

| MODEL | COM | GRADE 1 | GRADE 2 | GRADE 3 | GRADE 4 | GRADE 5 | TOTAL YARDAGE |
|-------------|------|---------|---------|---------|---------|---------|---------------|
| W504BS-V21 | 941 | 992 | 1005 | 1017 | 1030 | 1043 | 0.75 |
| W504BS-V12 | 941 | 1009 | 1026 | 1043 | 1060 | 1077 | 1 |
| W504BS-V15* | 956 | 1041 | 1062 | 1083 | 1105 | 1126 | 1.25 |
| W504BS-V16* | 915 | 1017 | 1042 | 1068 | 1093 | 1119 | 1.5 |
| W504BS-V22 | 1049 | 1134 | 1155 | 1176 | 1198 | 1219 | 1.25 |
| W504BS-V25* | 1069 | 1171 | 1196 | 1222 | 1247 | 1273 | 1.5 |
| W504BS-V26* | 1127 | 1229 | 1254 | 1280 | 1305 | 1331 | 1.5 |

Overall Height: 44.25" Seat Height: 29.75" Overall Depth: 18.5" Overall Width: 17.5"
 Shipping Weight/Chair: 32# No. Per Carton: 1



W504BS-V21
Seat Treatment



W504BS-V12
Back Treatment



W504BS-V15
Back Treatment



W504BS-V16
Back Treatment



W504BS-V22
Combo Treatment



W504BS-V25
Combo Treatment



W504BS-V26
Combo Treatment

STEEL SEATING

ALFRED COLLECTION



ABOUT THIS COLLECTION

The Alfred Collection includes a chair, counter height stool, and a barstool. This collection features a fully upholstered seat and back.

STANDARD FEATURES

- Steel tube frame
- Premium plastic glides
- Technical Bulletin CAL 117 fire retardant upholstery materials
- Seat, back pad, and outer back panel can be upholstered in up to 3 different fabrics
- Counter and barstool models come standard with stainless steel footrest

PERSONALIZATION OPTIONS

- Alfred can be specified in up to three different fabrics. Pricing will be based off the fabric with the highest grade. See below for upholstery options for fabric locations.

OPTIONS

CAL 133

PAGE

11

ADD TO LIST PRICE

Call for Quote

UPHOLSTERY OPTIONS



Outer Back Panel



Inner Panel



Seat



Full Upholstered -
One Fabric



385-33

ALFRED CHAIR

| MODEL | YARDAGE (1 FABRIC) | COM | GRADE 1 | GRADE 2 | GRADE 3 | GRADE 4 | GRADE 5 |
|--------|-----------------------|-----|---------|---------|---------|---------|---------|
| 385-33 | 2 | 813 | 949 | 983 | 1017 | 1051 | 1085 |

Overall Height: 32.2" Seat Height: 18.8" Overall Depth: 22.4" Overall Width: 20.4"
 Shipping Weight/Chair: 19# No. Per Carton: 1 Full Upholstery (one fabric) COM: 2 yds
 Seat Upholstery COM: .8 yds Inner Back Upholstery COM: .7 yds Outer Back Upholstery COM: .7 yds



385CH-33

ALFRED COUNTER STOOL

| MODEL | YARDAGE (1 FABRIC) | COM | GRADE 1 | GRADE 2 | GRADE 3 | GRADE 4 | GRADE 5 |
|----------|-----------------------|-----|---------|---------|---------|---------|---------|
| 385CH-33 | 2 | 899 | 1035 | 1069 | 1103 | 1137 | 1171 |

Overall Height: 35.5" Seat Height: 25" Overall Depth: 20.5" Overall Width: 19.9"
 Shipping Weight/Chair: 21.8# No. Per Carton: 1 Full Upholstery (one fabric) COM: 2 yds
 Seat Upholstery COM: .8 yds Inner Back Upholstery COM: .46 yds Outer Back Upholstery COM: .46 yds



385BS-33

ALFRED BARSTOOL

| MODEL | YARDAGE (1 FABRIC) | COM | GRADE 1 | GRADE 2 | GRADE 3 | GRADE 4 | GRADE 5 |
|----------|-----------------------|-----|---------|---------|---------|---------|---------|
| 385BS-33 | 2 | 885 | 1021 | 1055 | 1089 | 1123 | 1157 |

Overall Height: 41.45" Seat Height: 31" Overall Depth: 20.5" Overall Width: 19.9"
 Shipping Weight/Chair: 22.6# No. Per Carton: 1 Full Upholstery (one fabric) COM: 2 yds
 Seat Upholstery COM: .8 yds Inner Back Upholstery COM: .46 yds Outer Back Upholstery COM: .46 yds



ABOUT THIS COLLECTION

The Ava Collection includes chair height, counter height, and bar height upholstered stools available in freestanding, core-drilled, or bolt-down variations.

STANDARD FEATURES

- Webbed seat construction is standard
- 2" of high resilience foam on all models
- 3" round metal column with 1/4" steel base
- Felt glides
- Technical Bulletin CAL 117 fire retardant upholstery materials

PERSONALIZATION OPTIONS

- The table to the right explains all of the available options for the Ava Collection.
- A fabric width less than 54" will require either an additional vertical seam or a "railroaded" application of the material. Thread color will be chosen by the factory to match the upholstery as closely as possible, unless otherwise specified. Choose between white, black, beige, dark grey, or beaver.
- Foot ring standard on counter and bar height models. Subtract \$65 list for products without foot rings.
- Consult with your architect or general contractor for proper installation of bolt-down and core-drilled models, attachment varies by floor construction. Floor-mounting hardware and installation instructions are not included.

OPTIONS

| OPTIONS | PAGE | ADD TO LIST PRICE |
|-------------------------------|------|-------------------|
| CAL 133 | 11 | Call for Quote |
| Add Premium Adjustable Glides | - | \$30 |



1400 Free Standing/
1401 Bolt-down/
1402 Core-drilled

AVA CHAIR HEIGHT STOOL

| MODEL | COM | GRADE 1 | GRADE 2 | GRADE 3 | GRADE 4 | GRADE 5 |
|-------|-----|---------|---------|---------|---------|---------|
| 1400 | 744 | 829 | 850 | 871 | 893 | 914 |
| 1401 | 744 | 829 | 850 | 871 | 893 | 914 |
| 1402 | 744 | 829 | 850 | 871 | 893 | 914 |

Overall Height: 20" Seat Height: 20" Overall Depth: 18" Overall Width: 18"
C.O.M.: 1.25 yd Shipping Weight/Chair: 26# No. Per Carton: 1



1400CH-FR Free Standing/
1401CH Bolt-down/
1402CH-FR Core-drilled

AVA COUNTER HEIGHT STOOL

| MODEL | COM | GRADE 1 | GRADE 2 | GRADE 3 | GRADE 4 | GRADE 5 |
|-----------|-----|---------|---------|---------|---------|---------|
| 1400CH-FR | 964 | 1049 | 1070 | 1091 | 1113 | 1134 |
| 1401CH | 964 | 1049 | 1070 | 1091 | 1113 | 1134 |
| 1402CH-FR | 964 | 1049 | 1070 | 1091 | 1113 | 1134 |

Overall Height: 25" Seat Height: 25" Overall Depth: 19" Overall Width: 19"
C.O.M.: 1.25 yd Shipping Weight/Chair: 26# No. Per Carton: 1



1400BS-FR Free Standing/
1401BS-FR Bolt-down/
1402BS-FR Core-drilled

AVA BAR HEIGHT BARSTOOL

| MODEL | COM | GRADE 1 | GRADE 2 | GRADE 3 | GRADE 4 | GRADE 5 |
|-----------|-----|---------|---------|---------|---------|---------|
| 1400BS-FR | 998 | 1083 | 1104 | 1125 | 1147 | 1168 |
| 1401BS-FR | 998 | 1083 | 1104 | 1125 | 1147 | 1168 |
| 1402BS-FR | 998 | 1083 | 1104 | 1125 | 1147 | 1168 |

Overall Height: 30" Seat Height: 30" Overall Depth: 19" Overall Width: 19"
C.O.M.: 1.25 yd Shipping Weight/Chair: 26# No. Per Carton: 1

BOWEN INDOOR BENCH



ABOUT THIS COLLECTION

Designed for Indoor use, the Bowen Bench features power coated steel base with a solid wood or laminate seat. Designed to pair with Bowen Communal Tables and tuck under the table when not in use.

STANDARD FEATURES

- Seat surface has soft, 2.5" radius corners and available in solid wood or laminate with exposed ply edges
- Steel base in your choice of metal finish
- Seat height: 18"
- Plastic adjustable glides

Required to Order

1. Model Number and Description
2. Wood or Laminate Table Top Finish
3. If Laminate, a wood finish is required for
IPWFlat edge
4. Powder Coat Finish



BBN-16-41-RTR-18

BOWEN INDOOR BENCH

| MODEL | MAPLE | HICKORY, WHITE OAK | WALNUT, MIXED WOOD | LAMINATE OVERLAY |
|------------------|-------|--------------------------|--------------------------|---------------------|
| BBN-16-41-RTR-18 | 1400 | 2054 | 2300 | 1250 |
| BBN-16-53-RTR-18 | 1600 | 2347 | 2629 | 1450 |
| BBN-16-64-RTR-18 | 1800 | 2641 | 2957 | 1650 |

Overall Height: 18" Overall Depth: 16"

Overall Length: BBN-16-41-RTR-18 41", BBN-16-53-RTR-18 53", BBN-16-64-RTR-18 64"

Shipping Weight/Chair: BBN-16-41-RTR-18 53.65#, BBN-16-53-RTR-18 64.84#, BBN-16-64-RTR-18 76.85#

BOWEN OUTDOOR BENCH



ABOUT THIS COLLECTION

Bowen outdoor bench features a powder coated steel frame with slatted seat in durable materials for the outdoors. Designed to pair with Bowen communal tables and tuck under the table when not in use. The soft, radius corners and edge profile on the seat ensure it is comfortable to move around.

STANDARD FEATURES

- Seat surface available in HDPE materials suitable for the outdoors.
- HDPE is a sustainable dimensional wood alternative made primarily from recycled and recyclable plastic. It is a high-performance, low maintenance material that is color stable and will never splinter, crack nor chip.
- Seat height: 18"
- Soft, 2.5" radius corners on the seat
- Steel frame in your choice of metal finish
- Plastic glides

Required to Order

1. Model Number and Description
2. Seat Material and Finish
3. Metal Frame Finish

Example:

Example: BWB-16-53-18, Bowen Bench, 16x63x18, HDPE Walnut Seat, Olive Green Frame

Notes & Tips

- * Assembly required
- * High gloss or low gloss clear coat not available on Bowen Bench



BWB-16-41-RTR-18

BOWEN OUTDOOR BENCH

| MODEL | HDPE |
|------------------|------|
| BWB-16-41-RTR-18 | 1456 |
| BWB-16-53-RTR-18 | 1664 |
| BWB-16-64-RTR-18 | 1872 |

Overall Height: 18" Overall Depth: 16"

Overall Length: BWB-16-41-RTR-18 41", BWB-16-53-RTR-18 53", BWB-16-64-RTR-18 64"

Shipping Weight/Chair: BWB-16-41-RTR-18 38#, BWB-16-53-RTR-18 45#, BWB-16-64-RTR-18 52#

BRADY COLLECTION



ABOUT THIS COLLECTION

The Brady Collection includes chairs, barstools, and backless barstools in both bar and counter height varieties.

STANDARD FEATURES

- Brazed, coped and sanded welds
- 1.125" Solid European Beech seat and back
- Fully Upholstered Seat available
- Nylon glides
- Steel seat tabs
- CAL 117 fire retardant upholstery materials
- C.O.M. yardage is for upholstered seat option, upholstered back is not available

PERSONALIZATION OPTIONS

- The table to the right explains all of the available options for the Brady Collection.

| OPTIONS | PAGE | ADD TO LIST PRICE |
|-------------------------------------|------|-------------------|
| Premium Metal Glides | - | \$8 |
| Light Distressing on Wood Backs | 11 | \$18 |
| Heavy Distressing on Wood Backs | 11 | \$18 |
| Light Distressing on Wood Seats | 11 | \$18 |
| Heavy Distressing on Wood Seats | 11 | \$18 |
| Handhold Cut-Out in Backless Stools | 12 | \$80 |



250-11

BRADY CHAIR

WOOD SEAT & BACK

| MODEL | WOOD |
|--------|------|
| 250-11 | 616 |

FULLY UPHOLSTERED SEAT & WOOD BACK

| MODEL | COM | GRADE 1 | GRADE 2 | GRADE 3 | GRADE 4 | GRADE 5 |
|--------|-----|---------|---------|---------|---------|---------|
| 250-31 | 604 | 648 | 659 | 670 | 681 | 692 |

Overall Height: 34" Seat Height: 18" Overall Depth: 20" Overall Width: 17"
 C.O.M.: .5 yd Shipping Weight/Chair: 21# No. Per Carton: 2



250CH-11

BRADY COUNTER STOOL

WOOD SEAT & BACK

| MODEL | WOOD |
|----------|------|
| 250CH-11 | 710 |

FULLY UPHOLSTERED SEAT & WOOD BACK

| MODEL | COM | GRADE 1 | GRADE 2 | GRADE 3 | GRADE 4 | GRADE 5 |
|----------|-----|---------|---------|---------|---------|---------|
| 250CH-31 | 691 | 735 | 746 | 757 | 768 | 779 |

Overall Height: 37" Seat Height: 24" Overall Depth: 20" Overall Width: 17"
 C.O.M.: .5 yd Shipping Weight/Chair: 26# No. Per Carton: 1



250BS-11

BRADY BARSTOOL

WOOD SEAT & BACK

| MODEL | WOOD |
|----------|------|
| 250BS-11 | 724 |

FULLY UPHOLSTERED SEAT & WOOD BACK

| MODEL | COM | GRADE 1 | GRADE 2 | GRADE 3 | GRADE 4 | GRADE 5 |
|----------|-----|---------|---------|---------|---------|---------|
| 250BS-31 | 707 | 751 | 762 | 773 | 784 | 795 |

Overall Height: 44" Seat Height: 30" Overall Depth: 21.24" Overall Width: 17"
 C.O.M.: .5 yd Shipping Weight/Chair: 27# No. Per Carton: 1



6250CH-10

BRADY BACKLESS COUNTER STOOL

WOOD SEAT

| MODEL | WOOD |
|-----------|------|
| 6250CH-10 | 545 |

FULLY UPHOLSTERED SEAT

| MODEL | COM | GRADE 1 | GRADE 2 | GRADE 3 | GRADE 4 | GRADE 5 |
|-----------|-----|---------|---------|---------|---------|---------|
| 6250CH-30 | 528 | 552 | 558 | 564 | 570 | 576 |

Overall Height: 24" Seat Height: 24" Overall Depth: 16.2" Overall Width: 14"
 C.O.M.: .35 yd Shipping Weight/Chair: 18# No. Per Carton: 1



6250BS-10

BRADY BACKLESS BARSTOOL

WOOD SEAT

| MODEL | WOOD |
|-----------|------|
| 6250BS-10 | 560 |

FULLY UPHOLSTERED SEAT

| MODEL | COM | GRADE 1 | GRADE 2 | GRADE 3 | GRADE 4 | GRADE 5 |
|-----------|-----|---------|---------|---------|---------|---------|
| 6250BS-30 | 543 | 567 | 573 | 579 | 585 | 591 |

Overall Height: 30" Seat Height: 30" Overall Depth: 17" Overall Width: 14"
 C.O.M.: .35 yd Shipping Weight/Chair: 21# No. Per Carton: 1

FELIX JR. COLLECTION



ABOUT THIS COLLECTION

The Felix Jr. Collection is a slightly smaller, one-piece shell version of the original Felix Collection. Felix Jr. has a steel frame and legs and is available in both wood and laminate shells. The chairs stack five high.

STANDARD FEATURES

- One-piece formed plywood shell
- 14-gauge steel tube frame
- Upholstered options have 1.5" high resilience foam
- Available with wood or laminate shells
- Nylon glides
- Technical Bulletin CAL 117 fire retardant upholstery materials are standard
- Chairs stack five high

PERSONALIZATION OPTIONS

- The table to the right explains all of the available options for the Felix Jr. Collection.
- Special laminate orders under 50 pc. are subject to a one time, \$350 NET set-up fee. For orders over 50 pc., call for quote.
- Call factory for custom cut-outs and custom engraving.

OPTIONS

| OPTIONS | PAGE | ADD TO LIST PRICE |
|------------------------------------|------|-------------------|
| Reduce Barstool Seat Height to 24" | - | \$10 |
| Premium Metal Glides | - | \$3 |
| Signature Felix "Smile" | - | \$80 |
| Engraved Back | 12 | \$30/Side |

UPHOLSTERY OPTIONS



20 or 50: Upholstered Seat

LAMINATE OPTIONS

Laminate shell pricing includes select standard laminates from Formica and Wilsonart, listed on chart directly below. These select standard laminates are readily available and in stock by our supplier.

| Formica | Style Number | Wilsonart | Style Number |
|-----------------|---------------------|------------------|---------------------|
| White | 949-58 | Beige | 1530-60 |
| Antique White | 932-58 | Black | 1595-60 |
| Natural Birch | 7481-58 | Designer White | D354-60 |
| Fog | 961-58 | Dove Grey | D92-60 |
| Storm | 912-58 | Fashion Grey | D381-60 |
| Acajou Mahogany | 7008-43 | Natural Almond | D30-60 |
| Amber Maple | 7012-58 | Frosty White | 1573-60 |
| Natural Maple | 756-58 | Grey | 1500-60 |
| Natural Oak | 346-58 | Khaki Brown | D50-60 |
| Select Cherry | 7759-43 | Northsea | D90-60 |
| Wild Cherry | 5904-58 | Pepperdust | D327-60 |
| | | Slate Grey | D91-60 |
| | | Wallaby | D439-60 |
| | | Bannister Oak | 7806-60 |
| | | Kensington Maple | 10776-60 |
| | | Manitoba Maple | 7911-60 |
| | | Wild Cherry | 7054-60 |

Please note, orders for fewer than 10-like shells will have an \$85 NET set-up charge. We do accept special laminates. If laminates are chosen that are outside our selected standards, please keep these guidelines in mind:

- Pricing and lead times will vary depending on laminate chosen – call for quote
- Laminate needs to be vertical grade
- Sheets available in 5' x 12' size will have the best yield
- Cannot use High Gloss Laminates
- If you choose a patterned laminate, please note that the pattern consistency will vary from shell to shell



FELIX JR. CHAIR

| WOOD | | | | | | | |
|-------------------------|---------|-----|---------|---------|---------|---------|---------|
| MODEL | WOOD | | | | | | |
| 992-10 | 530 | | | | | | |
| WOOD – UPHOLSTERED SEAT | | | | | | | |
| MODEL | YARDAGE | COM | GRADE 1 | GRADE 2 | GRADE 3 | GRADE 4 | GRADE 5 |
| 992-20 | 0.45 | 674 | 705 | 712 | 720 | 727 | 735 |

Overall Height: 32" Seat Height: 19" Overall Depth: 21" Overall Width: 20"
 Shipping Weight/Chair: 14.5# No. Per Carton: 2



FELIX JR. BARSTOOL

| WOOD | | | | | | | |
|-------------------------|---------|-----|---------|---------|---------|---------|---------|
| MODEL | WOOD | | | | | | |
| 992BS-10 | 612 | | | | | | |
| WOOD – UPHOLSTERED SEAT | | | | | | | |
| MODEL | YARDAGE | COM | GRADE 1 | GRADE 2 | GRADE 3 | GRADE 4 | GRADE 5 |
| 992BS-20 | 0.45 | 752 | 783 | 790 | 798 | 805 | 813 |

Overall Height: 44" Seat Height: 30" Overall Depth: 21" Overall Width: 18"
 Shipping Weight/Chair: 18.5# No. Per Carton: 1



FELIX JR. CHAIR

| LAMINATE | | | | | | | |
|-----------------------------|----------|-----|---------|---------|---------|---------|---------|
| MODEL | LAMINATE | | | | | | |
| 993-44 | 638 | | | | | | |
| LAMINATE – UPHOLSTERED SEAT | | | | | | | |
| MODEL | YARDAGE | COM | GRADE 1 | GRADE 2 | GRADE 3 | GRADE 4 | GRADE 5 |
| 993-50 | 0.45 | 780 | 811 | 818 | 826 | 833 | 841 |

Overall Height: 32" Seat Height: 19" Overall Depth: 21" Overall Width: 20"
 Shipping Weight/Chair: 14.5# No. Per Carton: 2



FELIX JR. BARSTOOL

| LAMINATE | | | | | | | |
|-----------------------------|----------|-----|---------|---------|---------|---------|---------|
| MODEL | LAMINATE | | | | | | |
| 993BS-44 | 720 | | | | | | |
| LAMINATE – UPHOLSTERED SEAT | | | | | | | |
| MODEL | YARDAGE | COM | GRADE 1 | GRADE 2 | GRADE 3 | GRADE 4 | GRADE 5 |
| 993BS-50 | 0.45 | 860 | 891 | 898 | 906 | 913 | 921 |

Overall Height: 44" Seat Height: 30" Overall Depth: 21" Overall Width: 18"
 Shipping Weight/Chair: 18.5# No. Per Carton: 1



ABOUT THIS COLLECTION

The Ferdinand Collection includes a chair, counter height stool, and a barstool. This seating collection features a tubular steel frame with multiple upholstery options.

STANDARD FEATURES

- 1.125" tubular steel frame
- Available as all wood or with multiple upholstery variations
- Fully Upholstered seat features 1/2" foam (no wood edge is exposed)
- Fully Upholstered back features 1/2" foam (no wood edge is exposed)
- CAL 117 fire resistant upholstery materials
- Stainless steel footrest protector on counter and barstools
- Polyurethane half dome glides

PERSONALIZATION OPTIONS

- Upholstery options are available.

| OPTIONS | PAGE | ADD TO LIST PRICE |
|---------------------------------|------|-------------------|
| Light Distressing on Wood Backs | 11 | \$18 |
| Heavy Distressing on Wood Backs | 11 | \$18 |
| Light Distressing on Wood Seats | 11 | \$18 |
| Heavy Distressing on Wood Seats | 11 | \$18 |
| CAL 133 | 11 | Call for Quote |

UPHOLSTERY OPTIONS



Fully Upholstered Seat and Back



Fully Upholstered Seat and Wood Back



728-33

FERDINAND CHAIR

WOOD SEAT AND BACK

MODEL WOOD

728-11 661

UPHOLSTERED SEAT AND WOOD BACK

| MODEL | YARDAGE | COM | GRADE 1 | GRADE 2 | GRADE 3 | GRADE 4 | GRADE 5 |
|--------|---------|-----|---------|---------|---------|---------|---------|
| 728-31 | 0.75 | 724 | 775 | 788 | 800 | 813 | 826 |

UPHOLSTERED SEAT AND BACK

| MODEL | YARDAGE | COM | GRADE 1 | GRADE 2 | GRADE 3 | GRADE 4 | GRADE 5 |
|--------|---------|-----|---------|---------|---------|---------|---------|
| 728-33 | 1.75 | 848 | 967 | 997 | 1026 | 1056 | 1086 |

Overall Height: 30" Overall Depth: 21.5" Overall Width: 20" No. Per Carton: 2

Seat Height: 19"

Shipping Weight/Chair: 728-11 16.4#, 728-33 18.0#



728CH-11

FERDINAND COUNTER STOOL

WOOD SEAT AND BACK

MODEL WOOD

728CH-11 730

UPHOLSTERED SEAT AND WOOD BACK

| MODEL | YARDAGE | COM | GRADE 1 | GRADE 2 | GRADE 3 | GRADE 4 | GRADE 5 |
|----------|---------|-----|---------|---------|---------|---------|---------|
| 728CH-31 | 0.75 | 794 | 845 | 858 | 870 | 883 | 896 |

UPHOLSTERED SEAT AND BACK

| MODEL | YARDAGE | COM | GRADE 1 | GRADE 2 | GRADE 3 | GRADE 4 | GRADE 5 |
|----------|---------|-----|---------|---------|---------|---------|---------|
| 728CH-33 | 1.75 | 905 | 1024 | 1054 | 1083 | 1113 | 1143 |

Overall Height: 32.3" Overall Depth: 20.9" Overall Width: 19" No. Per Carton: 1

Seat Height: 24"

Shipping Weight/Chair: 728CH-11 18.4#, 728CH-33 20.0#



728BS-11

FERDINAND BARSTOOL

WOOD SEAT AND BACK

MODEL WOOD

728BS-11 718

UPHOLSTERED SEAT AND WOOD BACK

| MODEL | YARDAGE | COM | GRADE 1 | GRADE 2 | GRADE 3 | GRADE 4 | GRADE 5 |
|----------|---------|-----|---------|---------|---------|---------|---------|
| 728BS-31 | 0.75 | 780 | 831 | 844 | 856 | 869 | 882 |

UPHOLSTERED SEAT AND BACK

| MODEL | YARDAGE | COM | GRADE 1 | GRADE 2 | GRADE 3 | GRADE 4 | GRADE 5 |
|----------|---------|-----|---------|---------|---------|---------|---------|
| 728BS-33 | 1.75 | 891 | 1010 | 1040 | 1069 | 1099 | 1129 |

Overall Height: 38.25" Overall Depth: 21.8" Overall Width: 19" No. Per Carton: 1

Seat Height: 30"

Shipping Weight/Chair: 728BS-11 19.4#, 728BS-33 21.0#



ABOUT THIS COLLECTION

The Full Hurdle Collection includes a chair, a counter stool, and a barstool. This steel seating collection features steel frame and legs with a formed plywood shell seat.

STANDARD FEATURES

- Steel frame and legs
- Plywood shell
- Available as all wood chair or fully upholstered variation
- Upholstered model features .5" thick foam on seat
- Technical Bulletin CAL 117 fire retardant upholstery
- Stainless steel footrest protector on counter and barstools
- Plastic carpet glides

PERSONALIZATION OPTIONS

- The table to the right explains all of the available options for the Full Hurdle Collection.
- Fabrics must be approved by Grand Rapids Chair Co to ensure it will work with our products properly and meet quality standards.

| OPTIONS | PAGE | ADD TO LIST PRICE |
|---------|------|-------------------|
| CAL 133 | 11 | Call for Quote |



332-10

FULL HURDLE CHAIR

WOOD SHELL

| MODEL | WOOD |
|--------|------|
| 332-10 | 701 |

FULLY UPHOLSTERED SHELL

| MODEL | YARDAGE | COM | GRADE 1 | GRADE 2 | GRADE 3 | GRADE 4 | GRADE 5 |
|--------|---------|-----|---------|---------|---------|---------|---------|
| 332-30 | 1.25 | 782 | 867 | 888 | 909 | 930 | 951 |

Overall Height: 31.28" Overall Depth: 20.5" Overall Width: 20.5" No. Per Carton: 2
 Shell Height: 18" Width Between Arms: 17"
 Shipping Weight/Chair: 23#



332CH-10

FULL HURDLE COUNTER STOOL

WOOD SHELL

| MODEL | WOOD |
|----------|------|
| 332CH-10 | 826 |

FULLY UPHOLSTERED SHELL

| MODEL | YARDAGE | COM | GRADE 1 | GRADE 2 | GRADE 3 | GRADE 4 | GRADE 5 |
|----------|---------|-----|---------|---------|---------|---------|---------|
| 332CH-30 | 1.25 | 900 | 985 | 1006 | 1027 | 1049 | 1070 |

Overall Height: 38.28" Overall Depth: 20.5" Overall Width: 20.7" No. Per Carton: 1
 Shell Height: 24" Width Between Arms: 17"
 Shipping Weight/Chair: 22#



332BS-10

FULL HURDLE BARSTOOL

WOOD SHELL

| MODEL | WOOD |
|----------|------|
| 332BS-10 | 840 |

FULLY UPHOLSTERED SHELL

| MODEL | YARDAGE | COM | GRADE 1 | GRADE 2 | GRADE 3 | GRADE 4 | GRADE 5 |
|----------|---------|-----|---------|---------|---------|---------|---------|
| 332BS-30 | 1.25 | 914 | 999 | 1020 | 1041 | 1063 | 1084 |

Overall Height: 44.28" Overall Depth: 20.5" Overall Width: 20.7" No. Per Carton: 1
 Shell Height: 30" Width Between Arms: 17"
 Shipping Weight/Chair: 24#



ABOUT THIS COLLECTION

The Harper Collection includes a chair, counter height stool, barstool, and a lounge. Harper features multiple types of bases including an X-base, four-leg base and an A-frame stacker. This collection also features partially upholstered or fully wrapped upholstery, on either wood or laminate shells.

STANDARD FEATURES

- Steel tube frame
- Available in wood or laminate shells
- Technical Bulletin CAL 117 fire retardant upholstery materials
- Upholstered models feature 1/2" thick foam
- 272 models stack four high
- Premium plastic glides used on models 271, 272, 271CH, and 271BS
- Standard Nylon sled glides used on models 270, 273, 270CH, and 270BS

PERSONALIZATION OPTIONS

- The table to the right explains all of the available options for the Harper Collection.
- Textured finishes are not suggested for stacking chairs.
- Cut-out back graphics and laser engraved graphics should not exceed 6" x 6". Minimum quantity required of 10 units.
- Call for extended lead time on fully upholstered Harper models if order quantity is over 20 pcs. Options are available to offer Fully Upholstered (FU) or Partially Upholstered (PU). Please work with your Account Manager on pricing.
- Fabrics must be approved by Grand Rapids Chair Co to ensure it will work with our products properly and meet quality standards.

OPTIONS

| OPTIONS | PAGE | ADD TO LIST PRICE |
|----------------|------|-------------------|
| CAL 133 | 11 | Call for Quote |
| Cut-Out Design | 12 | \$80 |
| Engraved Back | 12 | \$30/Side |

UPHOLSTERY OPTIONS



20 or 50 Partially Upholstered



30 Fully Upholstered

LAMINATE OPTIONS

Laminate shell pricing includes select standard laminates from Formica and Wilsonart, listed on chart directly below. These select standard laminates are readily available and in stock by our supplier.

| Formica | Style Number | Wilsonart | Style Number |
|-----------------|---------------------|------------------|---------------------|
| White | 949-58 | Beige | 1530-60 |
| Antique White | 932-58 | Black | 1595-60 |
| Natural Birch | 7481-58 | Designer White | D354-60 |
| Fog | 961-58 | Dove Grey | D92-60 |
| Storm | 912-58 | Fashion Grey | D381-60 |
| Acajou Mahogany | 7008-43 | Natural Almond | D30-60 |
| Amber Maple | 7012-58 | Frosty White | 1573-60 |
| Natural Maple | 756-58 | Grey | 1500-60 |
| Natural Oak | 346-58 | Khaki Brown | D50-60 |
| Select Cherry | 7759-43 | Northsea | D90-60 |
| Wild Cherry | 5904-58 | Pepperdust | D327-60 |
| | | Slate Grey | D91-60 |
| | | Wallaby | D439-60 |
| | | Amber Cherry | 7919K-78 |
| | | Bannister Oak | 7806-60 |
| | | Kensington Maple | 10776-60 |
| | | Manitoba Maple | 7911-60 |
| | | Wild Cherry | 7054-60 |

Please note, orders for fewer than 10-like shells will have an \$85 NET set-up charge. We do accept special laminates. If laminates are chosen that are outside our selected standards, please keep these guidelines in mind:

- Pricing and lead times will vary depending on laminate chosen – call for quote
- Laminate needs to be vertical grade
- Sheets available in 5' x 12' size will have the best yield
- Cannot use High Gloss Laminates
- If you choose a patterned laminate, please note that the pattern consistency will vary from shell to shell



270

HARPER CHAIR — X-BASE

| WOOD | | | | | | | |
|----------------------------------|----------|-----|---------|---------|---------|---------|---------|
| MODEL | WOOD | | | | | | |
| 270-10 | 690 | | | | | | |
| WOOD – PARTIALLY UPHOLSTERED | | | | | | | |
| MODEL | YARDAGE | COM | GRADE 1 | GRADE 2 | GRADE 3 | GRADE 4 | GRADE 5 |
| 270-20 | 0.4 | 764 | 791 | 798 | 805 | 812 | 818 |
| FULLY UPHOLSTERED | | | | | | | |
| MODEL | YARDAGE | COM | GRADE 1 | GRADE 2 | GRADE 3 | GRADE 4 | GRADE 5 |
| 270-30 | 1.0 | 990 | 1058 | 1075 | 1092 | 1109 | 1126 |
| LAMINATE | | | | | | | |
| MODEL | LAMINATE | | | | | | |
| 270-40 | 779 | | | | | | |
| LAMINATE – PARTIALLY UPHOLSTERED | | | | | | | |
| MODEL | YARDAGE | COM | GRADE 1 | GRADE 2 | GRADE 3 | GRADE 4 | GRADE 5 |
| 270-50 | 0.4 | 854 | 881 | 888 | 895 | 902 | 908 |

Overall Height: 31.52" Overall Depth: 20.38" Overall Width: 17.33" No. Per Carton: 2
 Seat Height: 270-10 18.8", 270-20 19.5", 270-30 19.5", 270-40 18.8", 270-50 19.5"
 Shipping Weight/Chair: 270-10 32.64#, 270-20 35.4#, 270-30 37#, 270-40 32.64#, 270-50 35.4#



270CH

HARPER COUNTER HEIGHT STOOL — X-BASE

| WOOD | | | | | | | |
|----------------------------------|----------|------|---------|---------|---------|---------|---------|
| MODEL | WOOD | | | | | | |
| 270CH-10 | 750 | | | | | | |
| WOOD – PARTIALLY UPHOLSTERED | | | | | | | |
| MODEL | YARDAGE | COM | GRADE 1 | GRADE 2 | GRADE 3 | GRADE 4 | GRADE 5 |
| 270CH-20 | 0.4 | 825 | 852 | 859 | 866 | 873 | 879 |
| FULLY UPHOLSTERED | | | | | | | |
| MODEL | YARDAGE | COM | GRADE 1 | GRADE 2 | GRADE 3 | GRADE 4 | GRADE 5 |
| 270CH-30 | 0.8 | 1050 | 1104 | 1118 | 1131 | 1145 | 1159 |
| LAMINATE | | | | | | | |
| MODEL | LAMINATE | | | | | | |
| 270CH-40 | 840 | | | | | | |
| LAMINATE – PARTIALLY UPHOLSTERED | | | | | | | |
| MODEL | YARDAGE | COM | GRADE 1 | GRADE 2 | GRADE 3 | GRADE 4 | GRADE 5 |
| 270CH-50 | 0.4 | 929 | 956 | 963 | 970 | 977 | 983 |

Overall Height: 33.21" Overall Depth: 17.88" Overall Width: 16.07" No. Per Carton: 1
 Seat Height: 270CH-10 25.98", 270CH-20 26.62", 270CH-30 26.62", 270CH-40 25.89", 270CH-50 26.62"
 Shipping Weight/Chair: 270CH-10 18.4#, 270CH-20 19.35#, 270CH-30 20#, 270CH-40 18.4#, 270CH-50 19.35#



270BS

HARPER BAR HEIGHT STOOL — X-BASE

| WOOD | | | | | | | |
|----------------------------------|----------|------|---------|---------|---------|---------|---------|
| MODEL | WOOD | | | | | | |
| 270BS-10 | 764 | | | | | | |
| WOOD – PARTIALLY UPHOLSTERED | | | | | | | |
| MODEL | YARDAGE | COM | GRADE 1 | GRADE 2 | GRADE 3 | GRADE 4 | GRADE 5 |
| 270BS-20 | 0.4 | 840 | 867 | 874 | 881 | 888 | 894 |
| FULLY UPHOLSTERED | | | | | | | |
| MODEL | YARDAGE | COM | GRADE 1 | GRADE 2 | GRADE 3 | GRADE 4 | GRADE 5 |
| 270BS-30 | 0.8 | 1065 | 1119 | 1133 | 1146 | 1160 | 1174 |
| LAMINATE | | | | | | | |
| MODEL | LAMINATE | | | | | | |
| 270BS-40 | 854 | | | | | | |
| LAMINATE – PARTIALLY UPHOLSTERED | | | | | | | |
| MODEL | YARDAGE | COM | GRADE 1 | GRADE 2 | GRADE 3 | GRADE 4 | GRADE 5 |
| 270BS-50 | 0.4 | 929 | 956 | 963 | 970 | 977 | 983 |

Overall Height: 34.9" Overall Depth: 16.8" Overall Width: 16.02" No. Per Carton: 1

Seat Height: 270BS-10 30.2", 270BS-20 31.13", 270BS-30 31.13", 270BS-40 30.47", 270BS-50 31.13"

Shipping Weight/Chair: 270BS-10 18.22#, 270BS-20 20.58#, 270BS-30 21.5#, 270BS-40 18.22#, 270BS-50 20.58#



271

HARPER CHAIR — 4-LEG

| WOOD | | | | | | | |
|----------------------------------|----------|-----|---------|---------|---------|---------|---------|
| MODEL | WOOD | | | | | | |
| 271-10 | 615 | | | | | | |
| WOOD – PARTIALLY UPHOLSTERED | | | | | | | |
| MODEL | YARDAGE | COM | GRADE 1 | GRADE 2 | GRADE 3 | GRADE 4 | GRADE 5 |
| 271-20 | 0.4 | 690 | 717 | 724 | 731 | 738 | 744 |
| FULLY UPHOLSTERED | | | | | | | |
| MODEL | YARDAGE | COM | GRADE 1 | GRADE 2 | GRADE 3 | GRADE 4 | GRADE 5 |
| 271-30 | 1.0 | 915 | 983 | 1000 | 1017 | 1034 | 1051 |
| LAMINATE | | | | | | | |
| MODEL | LAMINATE | | | | | | |
| 271-40 | 704 | | | | | | |
| LAMINATE – PARTIALLY UPHOLSTERED | | | | | | | |
| MODEL | YARDAGE | COM | GRADE 1 | GRADE 2 | GRADE 3 | GRADE 4 | GRADE 5 |
| 271-50 | 0.4 | 779 | 806 | 813 | 820 | 827 | 833 |

Overall Height: 31.82" Overall Depth: 20.38" Overall Width: 17.29" No. Per Carton: 2

Seat Height: 271-10 19.09", 271-20 19.66", 271-30 19.66", 271-40 19.09", 271-50 19.66"

Shipping Weight/Chair: 271-10 31.58#, 271-20 34.14#, 271-30 36#, 271-40 31.58#, 271-50 34.14#



271CH

HARPER COUNTER HEIGHT STOOL — 4-LEG

| WOOD | | | | | | | |
|----------------------------------|----------|-----|---------|---------|---------|---------|---------|
| MODEL | WOOD | | | | | | |
| 271CH-10 | 675 | | | | | | |
| WOOD – PARTIALLY UPHOLSTERED | | | | | | | |
| MODEL | YARDAGE | COM | GRADE 1 | GRADE 2 | GRADE 3 | GRADE 4 | GRADE 5 |
| 271CH-20 | 0.4 | 750 | 777 | 784 | 791 | 798 | 804 |
| FULLY UPHOLSTERED | | | | | | | |
| MODEL | YARDAGE | COM | GRADE 1 | GRADE 2 | GRADE 3 | GRADE 4 | GRADE 5 |
| 271CH-30 | 0.8 | 976 | 1030 | 1044 | 1057 | 1071 | 1085 |
| LAMINATE | | | | | | | |
| MODEL | LAMINATE | | | | | | |
| 271CH-40 | 735 | | | | | | |
| LAMINATE – PARTIALLY UPHOLSTERED | | | | | | | |
| MODEL | YARDAGE | COM | GRADE 1 | GRADE 2 | GRADE 3 | GRADE 4 | GRADE 5 |
| 271CH-50 | 0.4 | 840 | 867 | 874 | 881 | 888 | 894 |

Overall Height: 33.45" Overall Depth: 17.27" Overall Width: 16.2" No. Per Carton: 1
 Seat Height: 271CH-10 26.12", 271CH-20 26.81", 271CH-30 26.81", 271CH-40 26.12", 271CH-50 26.81"
 Shipping Weight/Chair: 271CH-10 19.46#, 271CH-20 20.3#, 271CH-30 21#, 271CH-40 19.46#, 271CH-50 20.3#



271BS

HARPER BAR HEIGHT STOOL — 4-LEG

| WOOD | | | | | | | |
|----------------------------------|----------|-----|---------|---------|---------|---------|---------|
| MODEL | WOOD | | | | | | |
| 271BS-10 | 690 | | | | | | |
| WOOD – PARTIALLY UPHOLSTERED | | | | | | | |
| MODEL | YARDAGE | COM | GRADE 1 | GRADE 2 | GRADE 3 | GRADE 4 | GRADE 5 |
| 271BS-20 | 0.4 | 764 | 791 | 798 | 805 | 812 | 818 |
| FULLY UPHOLSTERED | | | | | | | |
| MODEL | YARDAGE | COM | GRADE 1 | GRADE 2 | GRADE 3 | GRADE 4 | GRADE 5 |
| 271BS-30 | 0.8 | 990 | 1044 | 1058 | 1071 | 1085 | 1099 |
| LAMINATE | | | | | | | |
| MODEL | LAMINATE | | | | | | |
| 271BS-40 | 779 | | | | | | |
| LAMINATE – PARTIALLY UPHOLSTERED | | | | | | | |
| MODEL | YARDAGE | COM | GRADE 1 | GRADE 2 | GRADE 3 | GRADE 4 | GRADE 5 |
| 271BS-50 | 0.4 | 854 | 881 | 888 | 895 | 902 | 908 |

Overall Height: 34.12" Overall Depth: 16.24" Overall Width: 16.52" No. Per Carton: 1
 Seat Height: 271BS-10 30.63", 271BS-20 31.11", 271BS-30 31.11", 271BS-40 30.63", 271BS-50 31.11"
 Shipping Weight/Chair: 271BS-10 18.77#, 271BS-20 20.96#, 271BS-30 21.5#, 271BS-40 18.77#, 271BS-50 20.96#



272

HARPER CHAIR — STACKER

| WOOD | | | | | | | |
|----------------------------------|----------|-----|---------|---------|---------|---------|---------|
| MODEL | WOOD | | | | | | |
| 272-10 | 584 | | | | | | |
| WOOD – PARTIALLY UPHOLSTERED | | | | | | | |
| MODEL | YARDAGE | COM | GRADE 1 | GRADE 2 | GRADE 3 | GRADE 4 | GRADE 5 |
| 272-20 | 0.4 | 658 | 685 | 692 | 699 | 706 | 712 |
| FULLY UPHOLSTERED | | | | | | | |
| MODEL | YARDAGE | COM | GRADE 1 | GRADE 2 | GRADE 3 | GRADE 4 | GRADE 5 |
| 272-30 | 1.0 | 886 | 954 | 971 | 988 | 1005 | 1022 |
| LAMINATE | | | | | | | |
| MODEL | LAMINATE | | | | | | |
| 272-40 | 675 | | | | | | |
| LAMINATE – PARTIALLY UPHOLSTERED | | | | | | | |
| MODEL | YARDAGE | COM | GRADE 1 | GRADE 2 | GRADE 3 | GRADE 4 | GRADE 5 |
| 272-50 | 0.4 | 750 | 777 | 784 | 791 | 798 | 804 |

Overall Height: 31.69" Overall Depth: 20.36" Overall Width: 22.38" No. Per Carton: 2

Seat Height: 272-10 18.84", 272-20 19.6", 272-30 19.6", 272-40 18.84", 272-50 19.6"

Shipping Weight/Chair: 272-10 36#, 272-20 38.48#, 272-30 40#, 272-40 36#, 272-50 38.48#



273

HARPER LOUNGE CHAIR

| WOOD | | | | | | | |
|----------------------------------|----------|------|---------|---------|---------|---------|---------|
| MODEL | WOOD | | | | | | |
| 273-10 | 840 | | | | | | |
| WOOD – PARTIALLY UPHOLSTERED | | | | | | | |
| MODEL | YARDAGE | COM | GRADE 1 | GRADE 2 | GRADE 3 | GRADE 4 | GRADE 5 |
| 273-20 | 0.5 | 1029 | 1063 | 1071 | 1080 | 1088 | 1097 |
| FULLY UPHOLSTERED | | | | | | | |
| MODEL | YARDAGE | COM | GRADE 1 | GRADE 2 | GRADE 3 | GRADE 4 | GRADE 5 |
| 273-30 | 2.3 | 1215 | 1371 | 1410 | 1449 | 1488 | 1527 |
| LAMINATE | | | | | | | |
| MODEL | LAMINATE | | | | | | |
| 273-40 | 929 | | | | | | |
| LAMINATE – PARTIALLY UPHOLSTERED | | | | | | | |
| MODEL | YARDAGE | COM | GRADE 1 | GRADE 2 | GRADE 3 | GRADE 4 | GRADE 5 |
| 273-50 | 0.5 | 1004 | 1038 | 1046 | 1055 | 1063 | 1072 |

Overall Height: 31.32" Overall Depth: 27.35" Overall Width: 25.58" No. Per Carton: 1

Seat Height: 273-10 15.62", 273-20 17", 273-30 17", 273-40 15.62", 273-50 17"

Shipping Weight/Chair: 273-10 23.22#, 273-20 25.77#, 273-30 26.5#, 273-40 23.22#, 273-50 25.77#



ABOUT THIS COLLECTION

The Hula Collection features an outdoor chair, counter stool, and barstool.

STANDARD FEATURES

- 5/8" round, 12-gauge steel tube frame
- Power coated perforated steel seat and back
- Plastic glides
- Chair stacks 4 high

PERSONALIZATION OPTIONS

- High gloss and low gloss clear coat not available on Hula Seating Collection.



845-66

HULA CHAIR

| MODEL | \$LIST PRICE |
|-------|--------------|
|-------|--------------|

| | |
|--------|-----|
| 845-66 | 523 |
|--------|-----|

Overall Height: 28.5" Seat Height: 18" Overall Depth: 20.9" Overall Width: 20.3"
Shipping Weight/Chair: 18.4# No. Per Carton: 4



845CH-66

HULA COUNTER STOOL

| MODEL | \$LIST PRICE |
|-------|--------------|
|-------|--------------|

| | |
|----------|-----|
| 845CH-66 | 718 |
|----------|-----|

Overall Height: 35" Seat Height: 24" Overall Depth: 20.2" Overall Width: 19.3"
Shipping Weight/Chair: 20# No. Per Carton: 1



845BS-66

HULA BARSTOOL

| MODEL | \$LIST PRICE |
|-------|--------------|
|-------|--------------|

| | |
|----------|-----|
| 845BS-66 | 707 |
|----------|-----|

Overall Height: 41" Seat Height: 30" Overall Depth: 20.2" Overall Width: 19.3"
Shipping Weight/Chair: 24# No. Per Carton: 1



ABOUT THIS COLLECTION

The Hurdle Collection includes a chair, a dining-height stool, a counter height stool and barstool. Designed by Dowel Jones.

STANDARD FEATURES

- 7/8" round tube, 14-gauge steel frame
- Flat seat made of 1" solid wood
- Species: White Oak in natural finish (other finishes not available)
- Plastic glides

PERSONALIZATION OPTIONS

- The table to the right explains all of the available options for the Hurdle Collection.



330

HURDLE STOOL

| MODEL | WOOD |
|--------|------|
| 330-10 | 479 |

Overall Height: 18.5" Seat Height: 18.5" Overall Depth: 15" Overall Width: 17"
 Shipping Weight/Chair: 13# No. Per Carton: 2



330CH

HURDLE COUNTER STOOL

| MODEL | WOOD |
|----------|------|
| 330CH-10 | 552 |

Overall Height: 24" Seat Height: 24" Overall Depth: 15" Overall Width: 17"
 Shipping Weight/Chair: 17# No. Per Carton: 1



330BS

HURDLE BARSTOOL

| MODEL | WOOD |
|----------|------|
| 330BS-10 | 561 |

Overall Height: 30" Seat Height: 30" Overall Depth: 17.5" Overall Width: 17"
 Shipping Weight/Chair: 18# No. Per Carton: 1



331

HALF HURDLE CHAIR

| MODEL | WOOD |
|--------|------|
| 331-10 | 523 |

Overall Height: 22.25" Seat Height: 18" Overall Depth: 20.5" Overall Width: 20.5"
 Shipping Weight/Chair: 23.5# No. Per Carton: 1



331CH

HALF HURDLE COUNTER STOOL

| MODEL | WOOD |
|----------|------|
| 331CH-10 | 735 |

Overall Height: 28.3" Seat Height: 24" Overall Depth: 20.5" Overall Width: 20.7"
 Shipping Weight/Chair: 20.3# No. Per Carton: 1



331BS

HALF HURDLE BARSTOOL

| MODEL | WOOD |
|----------|------|
| 331BS-10 | 701 |

Overall Height: 34.3" Seat Height: 30" Overall Depth: 20.5" Overall Width: 20.7"
 Shipping Weight/Chair: 22.3# No. Per Carton: 1



ABOUT THIS COLLECTION

The Hurdle Outdoor Collection includes dining height, counter and bar stools — in two styles, suitable for outdoor use. Designed by Dowel Jones.

STANDARD FEATURES

- 7/8" round tube, 14-gauge steel frame painted in any powder coat finish
- 3/4" flat seat made of HDPE for outdoor use
- HDPE is a sustainable dimensional wood alternative made primarily from recycled and recyclable plastic. It is a high-performance, low maintenance material that is color stable and will never splinter, crack nor chip.
- Plastic glides

Required to Order

1. Model Number and Description
2. HDPE seat material
3. Metal Finish

Example:

335-70, Half Hurdle Stool- Outdoor, Walnut HDPE, Ink Black Frame

HURDLE OUTDOOR



334

HURDLE OUTDOOR STOOL

| MODEL | HDPE |
|--------|------|
| 334-70 | 432 |

Overall Height: 18.5" Seat Height: 18.5" Overall Depth: 15" Overall Width: 17"
Shipping Weight/Chair: 13# No. Per Carton: 2



334CH

HURDLE OUTDOOR COUNTER STOOL

| MODEL | HDPE |
|----------|------|
| 334CH-70 | 494 |

Overall Height: 24" Seat Height: 24" Overall Depth: 15" Overall Width: 17"
Shipping Weight/Chair: 17# No. Per Carton: 1



334BS

HURDLE OUTDOOR BARSTOOL

| MODEL | HDPE |
|----------|------|
| 334BS-70 | 504 |

Overall Height: 30" Seat Height: 30" Overall Depth: 17.5" Overall Width: 17"
Shipping Weight/Chair: 18# No. Per Carton: 1



335

HALF HURDLE OUTDOOR CHAIR

| MODEL | HDPE |
|--------|------|
| 335-70 | 478 |

Overall Height: 22.25" Seat Height: 18" Overall Depth: 20.5" Overall Width: 20.5"
Shipping Weight/Chair: 23.5# No. Per Carton: 1



335CH

HALF HURDLE OUTDOOR COUNTER STOOL

| MODEL | HDPE |
|----------|------|
| 335CH-70 | 624 |

Overall Height: 28.3" Seat Height: 24" Overall Depth: 20.5" Overall Width: 20.7"
Shipping Weight/Chair: 20.3# No. Per Carton: 1



335BS

HALF HURDLE OUTDOOR BARSTOOL

| MODEL | HDPE |
|----------|------|
| 335BS-70 | 660 |

Overall Height: 34.3" Seat Height: 30" Overall Depth: 20.5" Overall Width: 20.7"
Shipping Weight/Chair: 22.3# No. Per Carton: 1



ABOUT THIS COLLECTION

The Ladder Back Collection includes chairs, barstools, and swivel barstools.

STANDARD FEATURES

- 1.25" round metal tube
- Upholstered or wood seats available
- Wood seats made of 1" saddled ply
- Upholstered models features 2" of high resilience foam
- Technical Bulletin CAL 117 fire retardant upholstery materials
- Nylon glides

PERSONALIZATION OPTIONS

- The table to the right explains all of the available options for the Ladder Back Collection.

| OPTIONS | PAGE | ADD TO LIST PRICE |
|--|------|-------------------|
| Webbed Seat Construction | 11 | \$8 |
| Reduce Barstool Seat Height to 24" | - | \$10 |
| CAL 133 | 11 | Call for Quote |
| Swivel Barstool Seat Height Available Up to 36" High | - | \$80 |
| Premium Metal Glides | - | \$3 |
| Light Distressing on Wood Seats | 11 | \$18 |
| Heavy Distressing on Wood Seats | 11 | \$18 |



105

LADDER BACK CHAIR

WOOD SEAT & STEEL BACK

MODEL WOOD

105-16 423

FULLY UPHOLSTERED SEAT & STEEL BACK

| MODEL | YARDAGE | COM | GRADE 1 | GRADE 2 | GRADE 3 | GRADE 4 | GRADE 5 |
|-------|---------|-----|---------|---------|---------|---------|---------|
|-------|---------|-----|---------|---------|---------|---------|---------|

| | | | | | | | |
|--------|------|-----|-----|-----|-----|-----|-----|
| 105-36 | 0.45 | 363 | 394 | 401 | 409 | 416 | 424 |
|--------|------|-----|-----|-----|-----|-----|-----|

Overall Height: 31.75" Seat Height: 17.75" Overall Depth: 19.25" Overall Width: 16.25"

C.O.M.: .45 yd Shipping Weight/Chair: 24# No. Per Carton: 2



105BS

LADDER BACK BARSTOOL

WOOD SEAT & STEEL BACK

MODEL WOOD

105BS-16 540

FULLY UPHOLSTERED SEAT & STEEL BACK

| MODEL | YARDAGE | COM | GRADE 1 | GRADE 2 | GRADE 3 | GRADE 4 | GRADE 5 |
|-------|---------|-----|---------|---------|---------|---------|---------|
|-------|---------|-----|---------|---------|---------|---------|---------|

| | | | | | | | |
|----------|------|-----|-----|-----|-----|-----|-----|
| 105BS-36 | 0.45 | 477 | 508 | 515 | 523 | 530 | 538 |
|----------|------|-----|-----|-----|-----|-----|-----|

Overall Height: 44" Seat Height: 29.75" Overall Depth: 18.75" Overall Width: 16.25"

C.O.M.: .45 yd Shipping Weight/Chair: 30# No. Per Carton: 1



6105BS

LADDER BACK SWIVEL BARSTOOL

WOOD SEAT & STEEL BACK

MODEL WOOD

6105BS-16 746

FULLY UPHOLSTERED SEAT & STEEL BACK

| MODEL | YARDAGE | COM | GRADE 1 | GRADE 2 | GRADE 3 | GRADE 4 | GRADE 5 |
|-------|---------|-----|---------|---------|---------|---------|---------|
|-------|---------|-----|---------|---------|---------|---------|---------|

| | | | | | | | |
|-----------|------|-----|-----|-----|-----|-----|-----|
| 6105BS-36 | 0.45 | 685 | 716 | 723 | 731 | 738 | 746 |
|-----------|------|-----|-----|-----|-----|-----|-----|

Overall Height: 45" Seat Height: 28.5" Overall Depth: 20" Overall Width: 16.25"

C.O.M.: .45 yd Shipping Weight/Chair: 46# No. Per Carton: 1



ABOUT THIS COLLECTION

The Leo Chair is made with steel tubing, featuring a slightly arched steel back, legs, and frame.

STANDARD FEATURES

- Steel dowel legs
- Armless
- Wood or upholstered seat available
- Metal glide

PERSONALIZATION OPTIONS

- The table to the right explains all of the available options for the Leo Collection.

| OPTIONS | PAGE | ADD TO LIST PRICE |
|---------|------|-------------------|
| CAL 133 | 11 | Call for Quote |



725

LEO CHAIR

| MODEL | WOOD | COM | GRADE 1 | GRADE 2 | GRADE 3 | GRADE 4 | GRADE 5 |
|-------|------|-----|---------|---------|---------|---------|---------|
| 725 | 667 | 721 | 789 | 806 | 823 | 840 | 857 |

Overall Height: 32" Seat Height: 18" Overall Depth: 20" Overall Width: 21"

C.O.M.: 1.0 yd Shipping Weight/Chair: 15# No. Per Carton: 2



ABOUT THIS COLLECTION

The Mama Melissa 571 Collection includes chairs, barstools, swivel barstools, and fixed seating that are slightly larger than our original Melissa Anne Collection.

STANDARD FEATURES

- Ladder back design
- 1.25" metal square tube frame
- Available with wood or upholstered seat
- Wood seats made of 1" saddled ply
- Upholstered models feature 2" high resilience foam
- Nylon glides
- Technical Bulletin CAL 117 fire retardant upholstery materials are standard

PERSONALIZATION OPTIONS

- The table to the right explains all of the available options for the Mama Melissa 571 Collection.
- Please note for counter seat, model numbers with 3000 denote core-drilled mounts and model numbers with 4000 denote bolt-down mounts. Floor-mounting hardware and installation instructions are not included.
- Series 3000/4000 comes with 120 degree return swivel.
- Core Drill Base – Base is inserted into a hole and cemented or grouted in permanently. Please consult your architect or general contractor about installation.
- Bolt Down Base – Base is secured to the floor with bolts (not included). Please consult your architect or general contractor about installation.

| OPTIONS | PAGE | ADD TO LIST PRICE |
|---|------|-------------------|
| Webbed Seat Construction | 11 | \$8 |
| CAL 133 | 11 | Call for Quote |
| Premium Metal Glides | - | \$3 |
| Reduce Barstool Seat Height to 24" | - | \$10 |
| Light Distressing on Wood Seats | 11 | \$18 |
| Heavy Distressing on Wood Seats | 11 | \$18 |
| Fixed Seating 19" Diameter Foot Ring on Counter Height Seat | - | \$65 |
| Fixed Seating 19" Diameter Foot Ring on Bar Height Seat | - | \$65 |



571

MAMA MELISSA CHAIR

| MODEL | WOOD | COM | GRADE 1 | GRADE 2 | GRADE 3 | GRADE 4 | GRADE 5 |
|-------|------|-----|---------|---------|---------|---------|---------|
| 571 | 486 | 423 | 471 | 482 | 494 | 506 | 518 |

Overall Height: 36" Seat Height: 19" Overall Depth: 22" Overall Width: 19"

C.O.M.: .7 yd Shipping Weight/Chair: 30# No. Per Carton: 2



571BS

MAMA MELISSA BARSTOOL

| MODEL | WOOD | COM | GRADE 1 | GRADE 2 | GRADE 3 | GRADE 4 | GRADE 5 |
|-------|------|-----|---------|---------|---------|---------|---------|
| 571BS | 606 | 546 | 594 | 605 | 617 | 629 | 641 |

Overall Height: 46.5" Seat Height: 30" Overall Depth: 20.25" Overall Width: 19.25"

C.O.M.: .7 yd Shipping Weight/Chair: 35# No. Per Carton: 1



ABOUT THIS COLLECTION

The Mama Melissa 574 Collection includes chairs, barstools, and swivel barstools that are slightly larger than our original Melissa Anne Collection.

STANDARD FEATURES

- Wood back design with space for custom engraving or cut-out available
- Upholstered back design also available
- 1.25" metal square tube frame
- Available with wood or upholstered seat
- Wood seats made of 1" saddled ply
- Upholstered models feature 2" high resilience foam
- Nylon glides
- Technical Bulletin CAL 117 fire retardant upholstery materials are standard

PERSONALIZATION OPTIONS

- The table to the right explains all of the available options for the Mama Melissa 574 Collection.
- Cut-out back graphics and laser engraved graphics should not exceed 6" x 6". Minimum quantity required of 10 units.

| OPTIONS | PAGE | ADD TO LIST PRICE |
|------------------------------------|------|-------------------|
| Webbed Seat Construction | 11 | \$8 |
| CAL 133 | 11 | Call for Quote |
| Premium Metal Glides | - | \$3 |
| Cut-Out Design | 12 | \$80 |
| Engraved Back | 12 | \$30/Side |
| Reduce Barstool Seat Height to 24" | - | \$10 |
| Light Distressing on Wood Seats | 11 | \$18 |
| Heavy Distressing on Wood Seats | 11 | \$18 |
| Light Distressing on Wood Backs | 11 | \$18 |
| Heavy Distressing on Wood Backs | 11 | \$18 |



574

MAMA MELISSA CHAIR

| MODEL | WOOD | COM | GRADE 1 | GRADE 2 | GRADE 3 | GRADE 4 | GRADE 5 |
|-------|------|-----|---------|---------|---------|---------|---------|
| 574 | 546 | 487 | 518 | 525 | 533 | 540 | 548 |

Overall Height: 36" Seat Height: 19" Overall Depth: 22" Overall Width: 19"
 C.O.M.: .7 yd Shipping Weight/Chair: 30# No. Per Carton: 2



574BS

MAMA MELISSA BARSTOOL

| MODEL | WOOD | COM | GRADE 1 | GRADE 2 | GRADE 3 | GRADE 4 | GRADE 5 |
|-------|------|-----|---------|---------|---------|---------|---------|
| 574BS | 694 | 632 | 663 | 670 | 678 | 685 | 693 |

Overall Height: 46.5" Seat Height: 30" Overall Depth: 20.25" Overall Width: 19.25"
 C.O.M.: .7 yd Shipping Weight/Chair: 35# No. Per Carton: 1



ABOUT THIS COLLECTION

The Melissa Anne 501 Collection includes chairs, barstools, swivel barstools, and fixed seating.

STANDARD FEATURES

- Ladder back design
- 1.25" metal square tube frame
- Available with wood or upholstered seat
- Wood seats made of 1" saddled ply
- Upholstered models feature 2" high resilience foam
- Nylon glides
- Technical Bulletin CAL 117 fire retardant upholstery material

PERSONALIZATION OPTIONS

- The table to the right explains all of the available options for the Melissa Anne 501 Collection.
- Please note for counter seat, model numbers with 3000 denote core-drilled mounts and model numbers with 4000 denote bolt-down mounts.
- Consult with your architect or general contractor for proper installation of bolt-down and core-drilled models, attachment varies by floor construction. Floor-mounting hardware and installation instructions are not included.

| OPTIONS | PAGE | ADD TO LIST PRICE |
|---|------|-------------------|
| Webbed Upholstery Seat | 11 | \$8 |
| CAL 133 | 11 | Call for Quote |
| Premium Metal Glides | - | \$3 |
| Reduce Barstool Seat Height to 24" | - | \$10 |
| Light Distressing on Wood Seats | 11 | \$18 |
| Heavy Distressing on Wood Seats | 11 | \$18 |
| Nailhead Cobbler Seat | 11 | \$40 |
| Fixed Seating 19" Diameter Foot Ring on Counter Height Seat | - | \$65 |
| Fixed Seating 19" Diameter Foot Ring on Bar Height Seat | - | \$65 |



501

MELISSA ANNE CHAIR

| MODEL | WOOD | COM | GRADE 1 | GRADE 2 | GRADE 3 | GRADE 4 | GRADE 5 |
|-------|------|-----|---------|---------|---------|---------|---------|
| 501 | 396 | 333 | 364 | 371 | 379 | 386 | 394 |

Overall Height: 32.5" Seat Height: 18" Overall Depth: 19" Overall Width: 17"
 C.O.M.: .45 yd Shipping Weight/Chair: 26# No. Per Carton: 2



501BS

MELISSA ANNE BARSTOOL

| MODEL | WOOD | COM | GRADE 1 | GRADE 2 | GRADE 3 | GRADE 4 | GRADE 5 |
|-------|------|-----|---------|---------|---------|---------|---------|
| 501BS | 508 | 447 | 478 | 485 | 493 | 500 | 508 |

Overall Height: 42.5" Seat Height: 30" Overall Depth: 19" Overall Width: 17"
 C.O.M.: .45 yd Shipping Weight/Chair: 35# No. Per Carton: 1



6501BS

MELISSA ANNE SWIVEL BARSTOOL

| MODEL | WOOD | COM | GRADE 1 | GRADE 2 | GRADE 3 | GRADE 4 | GRADE 5 |
|--------|------|-----|---------|---------|---------|---------|---------|
| 6501BS | 697 | 635 | 666 | 673 | 681 | 688 | 696 |

Overall Height: 45" Seat Height: 29.5" Overall Depth: 19" Overall Width: 17"
 C.O.M.: .45 yd Shipping Weight/Chair: 46# No. Per Carton: 1



501CS-3000 Core-drilled/
501CS-4000 Bolt-down

MELISSA ANNE CHAIR CHAIR HEIGHT FIXED SEATING

| MODEL | WOOD | COM | GRADE 1 | GRADE 2 | GRADE 3 | GRADE 4 | GRADE 5 |
|------------|------|-----|---------|---------|---------|---------|---------|
| 501CS-3000 | 864 | 804 | 852 | 863 | 875 | 887 | 899 |
| 501CS-4000 | 864 | 804 | 852 | 863 | 875 | 887 | 899 |

Overall Height: 36" Seat Height: 18" Overall Depth: 19" Overall Width: 17"
 C.O.M.: .45 yd Shipping Weight/Chair: 25# No. Per Carton: 2



501CS-3001 Core-drilled/
501CS-4001 Bolt-down

MELISSA ANNE CHAIR COUNTER HEIGHT FIXED SEATING

| MODEL | WOOD | COM | GRADE 1 | GRADE 2 | GRADE 3 | GRADE 4 | GRADE 5 |
|------------|------|-----|---------|---------|---------|---------|---------|
| 501CS-3001 | 889 | 828 | 876 | 887 | 899 | 911 | 923 |
| 501CS-4001 | 889 | 828 | 876 | 887 | 899 | 911 | 923 |

Overall Height: 40" Seat Height: 25" Overall Depth: 19" Overall Width: 17"
 C.O.M.: .45 yd Shipping Weight/Chair: 28# No. Per Carton: 2



501CS-3002 Core-drilled/
501CS-4002 Bolt-down

MELISSA ANNE CHAIR BAR HEIGHT FIXED SEATING

| MODEL | WOOD | COM | GRADE 1 | GRADE 2 | GRADE 3 | GRADE 4 | GRADE 5 |
|------------|------|-----|---------|---------|---------|---------|---------|
| 501CS-3002 | 911 | 849 | 897 | 908 | 920 | 932 | 944 |
| 501CS-4002 | 911 | 849 | 897 | 908 | 920 | 932 | 944 |

Overall Height: 46.5" Seat Height: 30" Overall Depth: 19" Overall Width: 17"
 C.O.M.: .7 yd Shipping Weight/Chair: 29# No. Per Carton: 2



ABOUT THIS COLLECTION

The Melissa Anne 504 Collection includes chairs, barstools, and swivel barstools.

STANDARD FEATURES

- Wood back design with space for custom engraving or cut-out available
- 1.25" metal square tube frame
- Available with wood or upholstered seat
- Wood seats made of 1" saddled ply
- Upholstered models feature 2" high resilience foam
- Nylon glides
- Technical Bulletin CAL 117 fire retardant upholstery material

PERSONALIZATION OPTIONS

- The table to the right explains all of the available options for the Melissa Anne 504 Collection.
- Cut-out back graphics and laser engraved graphics should not exceed 6" x 6". Minimum quantity required of 10 units.
- Consult with your architect or general contractor for proper installation of bolt-down and core-drilled models, attachment varies by floor construction. Floor-mounting hardware and installation instructions are not included.

| OPTIONS | PAGE | ADD TO LIST PRICE |
|------------------------------------|------|-------------------|
| Webbed Seat Construction | 11 | \$8 |
| CAL 133 | 11 | Call for Quote |
| Premium Metal Glides | - | \$3 |
| Cut-Out Design | 12 | \$80 |
| Engraved Back | 12 | \$30/Side |
| Reduce Barstool Seat Height to 24" | - | \$10 |
| Light Distressing on Wood Backs | 11 | \$18 |
| Heavy Distressing on Wood Backs | 11 | \$18 |
| Light Distressing on Wood Seats | 11 | \$18 |
| Heavy Distressing on Wood Seats | 11 | \$18 |
| Nailhead Cobbler Seat | 11 | \$40 |



504

MELISSA ANNE CHAIR

| MODEL | WOOD | COM | GRADE 1 | GRADE 2 | GRADE 3 | GRADE 4 | GRADE 5 |
|-------|------|-----|---------|---------|---------|---------|---------|
| 504 | 453 | 392 | 423 | 430 | 438 | 445 | 453 |

Overall Height: 32.5" Seat Height: 18" Overall Depth: 19" Overall Width: 17"
 C.O.M.: .45 yd Shipping Weight/Chair: 26# No. Per Carton: 2



504BS

MELISSA ANNE BARSTOOL

| MODEL | WOOD | COM | GRADE 1 | GRADE 2 | GRADE 3 | GRADE 4 | GRADE 5 |
|-------|------|-----|---------|---------|---------|---------|---------|
| 504BS | 555 | 492 | 523 | 530 | 538 | 545 | 553 |

Overall Height: 42.5" Seat Height: 30" Overall Depth: 19" Overall Width: 17"
 C.O.M.: .45 yd Shipping Weight/Chair: 35# No. Per Carton: 1



6504BS

MELISSA ANNE SWIVEL BARSTOOL

| MODEL | WOOD | COM | GRADE 1 | GRADE 2 | GRADE 3 | GRADE 4 | GRADE 5 |
|--------|------|-----|---------|---------|---------|---------|---------|
| 6504BS | 737 | 676 | 707 | 714 | 722 | 729 | 737 |

Overall Height: 45" Seat Height: 29.5" Overall Depth: 19" Overall Width: 17"
 C.O.M.: .45 yd Shipping Weight/Chair: 46# No. Per Carton: 1



ABOUT THIS COLLECTION

The Mia Collection includes chair height, counter height and bar height upholstered stools available in freestanding, bolt-down, or core-drilled variations.

STANDARD FEATURES

- Webbed seat construction
- 2" of high resilience foam on all models
- 3" round metal column with 1/4" steel base
- Felt glides
- Technical Bulletin CAL 117 fire retardant upholstery materials
- Foot ring standard on counter and bar height models

PERSONALIZATION OPTIONS

- The table to the right explains all of the available options for the Mia Collection.
- A fabric width less than 54" will require either an additional vertical seam or a "railroaded" application of the material. Thread color will be chosen by the factory to match the upholstery as closely as possible, unless otherwise specified. Choose between white, black, beige, dark grey, or beaver.
- Foot ring standard on counter and bar height models. Subtract \$65 list for products without foot rings.
- Consult with your architect or general contractor for proper installation of bolt-down and core-drilled models, attachment varies by floor construction. Floor-mounting hardware and installation instructions are not included.

| OPTIONS | PAGE | ADD TO LIST PRICE |
|-------------------------------|------|-------------------|
| CAL 133 | 11 | Call for Quote |
| Add Premium Adjustable Glides | - | \$30 |



1500 Free Standing/
1501 Bolt-down/
1502 Core-drilled

MIA CHAIR HEIGHT BARSTOOL

| MODEL | COM | GRADE 1 | GRADE 2 | GRADE 3 | GRADE 4 | GRADE 5 |
|-------|-----|---------|---------|---------|---------|---------|
| 1500 | 784 | 869 | 890 | 911 | 933 | 954 |
| 1501 | 784 | 869 | 890 | 911 | 933 | 954 |
| 1502 | 784 | 869 | 890 | 911 | 933 | 954 |

Overall Height: 20" Seat Height: 20" Overall Depth: 18" Overall Width: 18"
C.O.M.: 1.25 yd Shipping Weight/Chair: 26# No. Per Carton: 1



1500CH-FR Free Standing/
1501CH-FR Bolt-down/
1502CH-FR Core-drilled

MIA COUNTER HEIGHT BARSTOOL

| MODEL | COM | GRADE 1 | GRADE 2 | GRADE 3 | GRADE 4 | GRADE 5 |
|-----------|------|---------|---------|---------|---------|---------|
| 1500CH-FR | 1005 | 1090 | 1111 | 1132 | 1154 | 1175 |
| 1501CH-FR | 1005 | 1090 | 1111 | 1132 | 1154 | 1175 |
| 1502CH-FR | 1005 | 1090 | 1111 | 1132 | 1154 | 1175 |

Overall Height: 25" Seat Height: 25" Overall Depth: 19" Overall Width: 19"
C.O.M.: 1.25 yd Shipping Weight/Chair: 26# No. Per Carton: 1



1500BS-FR Free Standing/
1501BS-FR Bolt-down/
1502BS-FR Core-drilled

MIA BAR HEIGHT BARSTOOL

| MODEL | COM | GRADE 1 | GRADE 2 | GRADE 3 | GRADE 4 | GRADE 5 |
|-----------|------|---------|---------|---------|---------|---------|
| 1500BS-FR | 1042 | 1127 | 1148 | 1169 | 1191 | 1212 |
| 1501BS-FR | 1042 | 1127 | 1148 | 1169 | 1191 | 1212 |
| 1502BS-FR | 1042 | 1127 | 1148 | 1169 | 1191 | 1212 |

Overall Height: 30" Seat Height: 30" Overall Depth: 19" Overall Width: 19"
C.O.M.: 1.25 yd Shipping Weight/Chair: 26# No. Per Carton: 1



ABOUT THIS COLLECTION

Nora combines mixed materials with sleek tubular design and soft curves for a unique look that feels both modern and inviting. This collection includes a chair, counter stool and barstool with multiple upholstery options.

STANDARD FEATURES

- Tubular steel frame
- Plyform beech wood seat & back
- Fully upholstered seat and back options available
- Plastic glides
- Stainless steel footrest protector on counter and barstools
- Stacks to 3 high on floor
- Technical Bulletin CAL 117 fire retardant upholstery

| OPTIONS | PAGE | ADD TO LIST PRICE |
|---------------------------------|------|-------------------|
| Light Distressing on Wood Backs | 11 | \$18 |
| Heavy Distressing on Wood Backs | 11 | \$18 |
| Light Distressing on Wood Seats | 11 | \$18 |
| Heavy Distressing on Wood Seats | 11 | \$18 |

UPHOLSTERY OPTIONS



31 Fully Upholstered Seat



33 Fully Upholstered Seat & Back



170-31

NORA CHAIR

WOOD

| MODEL | WOOD |
|-------|------|
|-------|------|

| | |
|--------|-----|
| 170-11 | 560 |
|--------|-----|

WOOD – FULLY UPHOLSTERED SEAT

| MODEL | YARDAGE | COM | GRADE 1 | GRADE 2 | GRADE 3 | GRADE 4 | GRADE 5 |
|-------|---------|-----|---------|---------|---------|---------|---------|
|-------|---------|-----|---------|---------|---------|---------|---------|

| | | | | | | | |
|--------|------|-----|-----|-----|-----|-----|-----|
| 170-31 | 0.75 | 640 | 691 | 703 | 715 | 727 | 739 |
|--------|------|-----|-----|-----|-----|-----|-----|

WOOD – FULLY UPHOLSTERED SEAT & BACK

| MODEL | YARDAGE | COM | GRADE 1 | GRADE 2 | GRADE 3 | GRADE 4 | GRADE 5 |
|-------|---------|-----|---------|---------|---------|---------|---------|
|-------|---------|-----|---------|---------|---------|---------|---------|

| | | | | | | | |
|--------|------|-----|-----|-----|-----|-----|-----|
| 170-33 | 1.00 | 700 | 768 | 785 | 802 | 819 | 836 |
|--------|------|-----|-----|-----|-----|-----|-----|

Overall Height: 29.7" Seat Height: 17.8" Overall Depth: 18.5" Overall Width: 20.2"

Shipping Weight/Chair: 21.7#



170CH-11

NORA COUNTER HEIGHT STOOL

WOOD

| MODEL | WOOD |
|-------|------|
|-------|------|

| | |
|----------|-----|
| 170CH-11 | 685 |
|----------|-----|

WOOD – FULLY UPHOLSTERED SEAT

| MODEL | YARDAGE | COM | GRADE 1 | GRADE 2 | GRADE 3 | GRADE 4 | GRADE 5 |
|-------|---------|-----|---------|---------|---------|---------|---------|
|-------|---------|-----|---------|---------|---------|---------|---------|

| | | | | | | | |
|----------|------|-----|-----|-----|-----|-----|-----|
| 170CH-31 | 0.75 | 765 | 816 | 828 | 840 | 852 | 864 |
|----------|------|-----|-----|-----|-----|-----|-----|

WOOD – FULLY UPHOLSTERED SEAT & BACK

| MODEL | YARDAGE | COM | GRADE 1 | GRADE 2 | GRADE 3 | GRADE 4 | GRADE 5 |
|-------|---------|-----|---------|---------|---------|---------|---------|
|-------|---------|-----|---------|---------|---------|---------|---------|

| | | | | | | | |
|----------|------|-----|-----|-----|-----|-----|-----|
| 170CH-33 | 1.00 | 825 | 893 | 910 | 927 | 944 | 961 |
|----------|------|-----|-----|-----|-----|-----|-----|

Overall Height: 35.4" Seat Height: 23.5" Overall Depth: 18.6" Overall Width: 20.6"

Shipping Weight/Chair: 23.8#



170BS-33

NORA BARSTOOL

WOOD

| MODEL | WOOD |
|-------|------|
|-------|------|

| | |
|----------|-----|
| 170BS-11 | 710 |
|----------|-----|

WOOD – FULLY UPHOLSTERED SEAT

| MODEL | YARDAGE | COM | GRADE 1 | GRADE 2 | GRADE 3 | GRADE 4 | GRADE 5 |
|-------|---------|-----|---------|---------|---------|---------|---------|
|-------|---------|-----|---------|---------|---------|---------|---------|

| | | | | | | | |
|----------|------|-----|-----|-----|-----|-----|-----|
| 170BS-31 | 0.75 | 790 | 841 | 853 | 865 | 877 | 889 |
|----------|------|-----|-----|-----|-----|-----|-----|

WOOD – FULLY UPHOLSTERED SEAT & BACK

| MODEL | YARDAGE | COM | GRADE 1 | GRADE 2 | GRADE 3 | GRADE 4 | GRADE 5 |
|-------|---------|-----|---------|---------|---------|---------|---------|
|-------|---------|-----|---------|---------|---------|---------|---------|

| | | | | | | | |
|----------|------|-----|-----|-----|-----|-----|-----|
| 170BS-33 | 1.00 | 850 | 918 | 935 | 952 | 969 | 986 |
|----------|------|-----|-----|-----|-----|-----|-----|

Overall Height: 42.1" Seat Height: 30.1" Overall Depth: 18.8" Overall Width: 21.0"

Shipping Weight/Chair: 25.3#



ABOUT THIS COLLECTION

The Opla Collection features an outdoor chair, armchair, and barstool.

STANDARD FEATURES

- 5/8" round, 12-gauge steel tube frame
- Powder coated steel wire mesh seat and back
- Plastic glides
- Counter and barstool heights include an aluminum cover on footrest

OPTIONAL SEAT PAD

- Removable Opla Seat Pad uses a Velcro strap to attach to seat
- Anti-Theft Opla Seat Pad uses a Velcro strap and plastic security tie with D-ring to attach to seat
- Both seat pad options feature 1" thick foam on seat

PERSONALIZATION OPTIONS

- High gloss and low gloss clear coat not available on Opla Seating Collection.



843

OPLA CHAIR

| MODEL | \$LIST PRICE |
|-------|--------------|
| 843 | 562 |

Overall Height: 28.5" Seat Height: 18.63" Overall Depth: 23" Overall Width: 18.5"
 Shipping Weight/Chair: 22# No. Per Carton: 2



843A

OPLA ARMCHAIR

| MODEL | \$LIST PRICE |
|-------|--------------|
| 843A | 621 |

Overall Height: 28.5" Seat Height: 18.63" Overall Depth: 23" Overall Width: 23.5"
 Shipping Weight/Chair: 22# No. Per Carton: 2



840CH

OPLA COUNTER HEIGHT BARSTOOL

| MODEL | \$LIST PRICE |
|-------|--------------|
| 840CH | 762 |

Overall Height: 39" Seat Height: 24" Overall Depth: 22.5" Overall Width: 20.5"
 Shipping Weight/Chair: 21.5# No. Per Carton: 1



840BS

OPLA BARSTOOL

| MODEL | \$LIST PRICE |
|-------|--------------|
| 840BS | 804 |

Overall Height: 45" Seat Height: 30" Overall Depth: 22.5" Overall Width: 20.5"
 Shipping Weight/Chair: 22.5# No. Per Carton: 1



841

REMOVABLE OPLA SEAT PAD

| MODEL | COM | GRADE 1 | GRADE 2 | GRADE 3 | GRADE 4 | GRADE 5 |
|-------|-----|---------|---------|---------|---------|---------|
| 841 | 86 | 120 | 128 | 137 | 145 | 154 |

Overall Depth: 13" Overall Width: 17.5" Foam Thickness: 1"
 C.O.M.: .5 yd Shipping Weight: 5# No. Per Carton: 15



842

ANTI-THEFT OPLA SEAT PAD

| MODEL | COM | GRADE 1 | GRADE 2 | GRADE 3 | GRADE 4 | GRADE 5 |
|-------|-----|---------|---------|---------|---------|---------|
| 842 | 94 | 128 | 136 | 145 | 153 | 162 |

Overall Depth: 13" Overall Width: 17.5" Foam Thickness: 1"
 C.O.M.: .5 yd Shipping Weight: 5# No. Per Carton: 15

REECE COLLECTION



ABOUT THIS COLLECTION

The Reece Collection includes a chair, counter height stool, and a barstool. All models are available with upholstery options.

STANDARD FEATURES

- Steel tube frame
- Available in wood or laminate shells
- Upholstered models feature 1" foam
- Premium plastic glides
- Technical Bulletin CAL 117 fire retardant upholstery materials
- 280 models stack four high
- Legs and back bracket can be powder coated separate colors

PERSONALIZATION OPTIONS

- The table to the right explains all of the available options for the Reece Collection.

OPTIONS

CAL 133

PAGE

11

ADD TO LIST PRICE

Call for Quote

UPHOLSTERY OPTIONS



21 or 54, Partially Upholstered Seat



22 or 55, Partially Upholstered Seat and Back

LAMINATE OPTIONS

Laminate shell pricing includes select standard laminates from Formica and Wilsonart, listed on chart directly below. These select standard laminates are readily available and in stock by our supplier.

| Formica | Style Number | Wilsonart | Style Number |
|-----------------|---------------------|------------------|---------------------|
| White | 949-58 | Beige | 1530-60 |
| Antique White | 932-58 | Black | 1595-60 |
| Natural Birch | 7481-58 | Designer White | D354-60 |
| Fog | 961-58 | Dove Grey | D92-60 |
| Storm | 912-58 | Fashion Grey | D381-60 |
| Acajou Mahogany | 7008-43 | Natural Almond | D30-60 |
| Amber Maple | 7012-58 | Frosty White | 1573-60 |
| Natural Maple | 756-58 | Grey | 1500-60 |
| Natural Oak | 346-58 | Khaki Brown | D50-60 |
| Select Cherry | 7759-43 | Northsea | D90-60 |
| Wild Cherry | 5904-58 | Pepperdust | D327-60 |
| | | Slate Grey | D91-60 |
| | | Wallaby | D439-60 |
| | | Amber Cherry | 7919K-78 |
| | | Bannister Oak | 7806-60 |
| | | Kensington Maple | 10776-60 |
| | | Manitoba Maple | 7911-60 |
| | | Wild Cherry | 7054-60 |

Please note, orders for fewer than 10-like shells will have an \$85 NET set-up charge. We do accept special laminates. If laminates are chosen that are outside our selected standards, please keep these guidelines in mind:

- Pricing and lead times will vary depending on laminate chosen – call for quote
- Laminate needs to be vertical grade
- Sheets available in 5' x 12' size will have the best yield
- Cannot use High Gloss Laminates
- If you choose a patterned laminate, please note that the pattern consistency will vary from shell to shell



280

REECE CHAIR

| WOOD | | | | | | | |
|------------------------------------|----------|-----|---------|---------|---------|---------|---------|
| MODEL | WOOD | | | | | | |
| 280-11 | 617 | | | | | | |
| WOOD – UPHOLSTERED SEAT | | | | | | | |
| MODEL | YARDAGE | COM | GRADE 1 | GRADE 2 | GRADE 3 | GRADE 4 | GRADE 5 |
| 280-21 | 0.35 | 692 | 716 | 722 | 728 | 734 | 740 |
| WOOD – UPHOLSTERED SEAT & BACK | | | | | | | |
| MODEL | YARDAGE | COM | GRADE 1 | GRADE 2 | GRADE 3 | GRADE 4 | GRADE 5 |
| 280-22 | 0.50 | 731 | 765 | 773 | 782 | 790 | 799 |
| LAMINATE | | | | | | | |
| MODEL | LAMINATE | | | | | | |
| 280-44 | 706 | | | | | | |
| LAMINATE – UPHOLSTERED SEAT | | | | | | | |
| MODEL | YARDAGE | COM | GRADE 1 | GRADE 2 | GRADE 3 | GRADE 4 | GRADE 5 |
| 280-54 | 0.35 | 782 | 806 | 812 | 818 | 824 | 830 |
| LAMINATE – UPHOLSTERED SEAT & BACK | | | | | | | |
| MODEL | YARDAGE | COM | GRADE 1 | GRADE 2 | GRADE 3 | GRADE 4 | GRADE 5 |
| 280-55 | 0.50 | 821 | 855 | 863 | 872 | 880 | 889 |

Overall Height: 31.7" Overall Depth: 18.21" Overall Width: 18.75" No. Per Carton: 2
 Seat Height: 280-11 17.6", 280-21 19.01", 280-12 19.01", 280-44 17.6", 280-54 19.01" 280-55 19.01"
 Shipping Weight/Chair: 280-11 28.42#, 280-21 31.74#, 280-12 30#, 280-44 28.42#, 280-54 30#, 280-55 31.74#



280CH

REECE COUNTER HEIGHT STOOL

| WOOD | | | | | | | |
|------------------------------------|----------|-----|---------|---------|---------|---------|---------|
| MODEL | WOOD | | | | | | |
| 280CH-11 | 706 | | | | | | |
| WOOD – UPHOLSTERED SEAT | | | | | | | |
| MODEL | YARDAGE | COM | GRADE 1 | GRADE 2 | GRADE 3 | GRADE 4 | GRADE 5 |
| 280CH-21 | 0.35 | 782 | 806 | 812 | 818 | 824 | 830 |
| WOOD – UPHOLSTERED SEAT & BACK | | | | | | | |
| MODEL | YARDAGE | COM | GRADE 1 | GRADE 2 | GRADE 3 | GRADE 4 | GRADE 5 |
| 280CH-22 | 0.50 | 821 | 855 | 863 | 872 | 880 | 889 |
| LAMINATE | | | | | | | |
| MODEL | LAMINATE | | | | | | |
| 280CH-44 | 797 | | | | | | |
| LAMINATE – UPHOLSTERED SEAT | | | | | | | |
| MODEL | YARDAGE | COM | GRADE 1 | GRADE 2 | GRADE 3 | GRADE 4 | GRADE 5 |
| 280CH-54 | 0.35 | 873 | 897 | 903 | 909 | 915 | 921 |
| LAMINATE – UPHOLSTERED SEAT & BACK | | | | | | | |
| MODEL | YARDAGE | COM | GRADE 1 | GRADE 2 | GRADE 3 | GRADE 4 | GRADE 5 |
| 280CH-55 | 0.50 | 912 | 946 | 954 | 963 | 971 | 980 |

Overall Height: 38.34" Overall Depth: 18.67" Overall Width: 18.75" No. Per Carton: 1
 Seat Height: 280CH-11 24.35", 280CH-21 25.74", 280CH-12 25.74", 280CH-44 24.35", 280CH-54 25.74",
 280CH-55 25.74"
 Shipping Weight/Chair: 280CH-11 19.76#, 280CH-21 20.95#, 280CH-12 21.48#, 280CH-44 19.76#,
 280CH-54 20.95#, 280CH-55 21.48#



280BS

REECE BAR HEIGHT STOOL

WOOD

| MODEL | WOOD |
|----------|------|
| 280BS-11 | 724 |

WOOD – UPHOLSTERED SEAT

| MODEL | YARDAGE | COM | GRADE 1 | GRADE 2 | GRADE 3 | GRADE 4 | GRADE 5 |
|----------|---------|-----|---------|---------|---------|---------|---------|
| 280BS-21 | 0.35 | 797 | 821 | 827 | 833 | 839 | 845 |

WOOD – UPHOLSTERED SEAT & BACK

| MODEL | YARDAGE | COM | GRADE 1 | GRADE 2 | GRADE 3 | GRADE 4 | GRADE 5 |
|----------|---------|-----|---------|---------|---------|---------|---------|
| 280BS-22 | 0.50 | 836 | 870 | 878 | 887 | 895 | 904 |

LAMINATE

| MODEL | LAMINATE |
|----------|----------|
| 280BS-44 | 812 |

LAMINATE – UPHOLSTERED SEAT

| MODEL | YARDAGE | COM | GRADE 1 | GRADE 2 | GRADE 3 | GRADE 4 | GRADE 5 |
|----------|---------|-----|---------|---------|---------|---------|---------|
| 280BS-54 | 0.35 | 890 | 914 | 920 | 926 | 932 | 938 |

LAMINATE – UPHOLSTERED SEAT & BACK

| MODEL | YARDAGE | COM | GRADE 1 | GRADE 2 | GRADE 3 | GRADE 4 | GRADE 5 |
|----------|---------|-----|---------|---------|---------|---------|---------|
| 280BS-55 | 0.50 | 926 | 960 | 968 | 977 | 985 | 994 |

Overall Height: 44.34" Overall Depth: 18.68" Overall Width: 18.75" No. Per Carton: 1
 Seat Height: 280BS-11 30.35", 280BS-21 31.71", 280BS-12 31.71", 280BS-44 30.35", 280BS-54 31.71",
 280BS-55 31.71"
 Shipping Weight/Chair: 280BS-11 21.65#, 280BS-21 22.85#, 280BS-12 23.37#, 280BS-44 21.65#,
 280BS-54 22.85#, 280BS-55 23.37#

RITA OUTDOOR COLLECTION



ABOUT THIS COLLECTION

The Rita Outdoor Collection includes an upholstered lounge chair and loveseat available with or without arm caps. A side table is available for the lounge chair, only. Rita Outdoor is designed for the outdoors and can be used indoors.

STANDARD FEATURES

- Powder coated steel frame
- Upholstered cushions feature 4" of Dri-fast foam
- Suitable for indoor/outdoor applications
- Black nylon glides
- Velcro straps keep seat cushions attached to the frame
- High-density polyethylene (HDPE) arm caps and side table. HDPE is a sustainable wood alternative made from recycled and recyclable plastic.
- HDPE is a high-performance, low maintenance material that is color stable and will never splinter, crack nor chip.

PERSONALIZATION OPTIONS

- The table to the right explains all of the available options for the Rita Outdoor Collection.
- Select outdoor grade fabrics when specifying for outdoor use.

OPTIONS

| | PAGE | ADD TO LIST PRICE |
|---|------|-------------------|
| CAL 133 | 11 | Call for Quote |
| Velcro Straps on Loveseat Back Cushions | - | \$25 |



190-33

RITA LOUNGE

| MODEL | COM | GRADE 1 | GRADE 2 | GRADE 3 | GRADE 4 | GRADE 5 |
|--------|------|---------|---------|---------|---------|---------|
| 190-33 | 2489 | 2666 | 2710 | 2754 | 2798 | 2842 |

Overall Height: 28.6" Seat Height: 18" Overall Depth: 29.7" Overall Width: 26"
 Arm Rest Height: 23" C.O.M.: 2.6 yd Shipping Weight/Chair: 36#
 No. Per Carton: 1



191-33

RITA LOUNGE WITH HDPE ARM CAPS

| MODEL | COM | GRADE 1 | GRADE 2 | GRADE 3 | GRADE 4 | GRADE 5 |
|--------|------|---------|---------|---------|---------|---------|
| 191-33 | 2783 | 2960 | 3004 | 3048 | 3092 | 3136 |

Overall Height: 28.6" Seat Height: 18" Overall Depth: 29.7" Overall Width: 26"
 Arm Rest Height: 23" C.O.M.: 2.6 yd Shipping Weight/Chair: 46#
 No. Per Carton: 1



193-33

RITA LOUNGE WITH 10" HDPE SIDE TABLE ATTACHMENT

| MODEL | COM | GRADE 1 | GRADE 2 | GRADE 3 | GRADE 4 | GRADE 5 |
|--------|------|---------|---------|---------|---------|---------|
| 193-33 | 3113 | 3290 | 3334 | 3378 | 3422 | 3466 |

Overall Height: 28.6" Seat Height: 18" Overall Depth: 29.7" Overall Width: 26"
 Arm Rest Height: 23" C.O.M.: 2.6 yd Shipping Weight/Chair: 46#
 No. Per Carton: 1



192-00

RITA LOUNGE 10" SIDE TABLE ATTACHMENT

| MODEL | HDPE |
|--------|------|
| 192-00 | 624 |

Surface Dia.: 10" Surface Thickness: .75" Shipping Weight/Chair: 5#
 No. Per Carton: 1

- Side table attachment only compatible with model #190-33
- Some assembly required
- Can be installed on left or right side



196-33

RITA LOVESEAT

| MODEL | COM | GRADE 1 | GRADE 2 | GRADE 3 | GRADE 4 | GRADE 5 |
|--------|------|---------|---------|---------|---------|---------|
| 196-33 | 3744 | 3999 | 4062 | 4126 | 4190 | 4253 |

Overall Height: 28.6" Seat Height: 18" Overall Depth: 29.7" Overall Width: 49"
 Arm Rest Height: 23" C.O.M.: 3.75 yd Shipping Weight/Chair: #
 No. Per Carton: 1



197-33

RITA LOVESEAT WITH HDPE ARM CAPS

| MODEL | COM | GRADE 1 | GRADE 2 | GRADE 3 | GRADE 4 | GRADE 5 |
|--------|------|---------|---------|---------|---------|---------|
| 197-33 | 4039 | 4294 | 4357 | 4421 | 4485 | 4548 |

Overall Height: 28.6" Seat Height: 18" Overall Depth: 29.7" Overall Width: 54"
 Arm Rest Height: 23" C.O.M.: 3.75 yd Shipping Weight/Chair: #
 No. Per Carton: 1

SADIE II COLLECTION



ABOUT THIS COLLECTION

The Sadie II Collection includes indoor chairs and barstools. Designed by Joey Ruiter.

STANDARD FEATURES

- 18-gauge steel frame
- Wood or upholstered seats available
- Upholstered models feature 1" of high resilience foam
- Plastic glides
- Technical Bulletin CAL 117 fire retardant upholstery materials

PERSONALIZATION OPTIONS

- The table to the right explains all of the available options for the Sadie II Collection.

| OPTIONS | PAGE | ADD TO LIST PRICE |
|---------|------|-------------------|
| CAL 133 | 11 | Call for Quote |



827-11

SADIE II CHAIR

WOOD SEAT & BACK

| MODEL | WOOD |
|--------|------|
| 827-11 | 545 |

FULLY UPHOLSTERED SEAT & WOOD BACK

| MODEL | COM | GRADE 1 | GRADE 2 | GRADE 3 | GRADE 4 | GRADE 5 |
|--------|-----|---------|---------|---------|---------|---------|
| 827-31 | 629 | 663 | 671 | 680 | 688 | 697 |

Overall Height: 31.3" Seat Height: 17.79" Overall Depth: 22.06" Overall Width: 19.57"
 Seat C.O.M.: .5 yd Shipping Weight/Chair: 24# No. Per Carton: 2



827CH-11

SADIE II COUNTER STOOL

WOOD SEAT & BACK

| MODEL | WOOD |
|----------|------|
| 827CH-11 | 787 |

FULLY UPHOLSTERED SEAT & WOOD BACK

| MODEL | COM | GRADE 1 | GRADE 2 | GRADE 3 | GRADE 4 | GRADE 5 |
|----------|-----|---------|---------|---------|---------|---------|
| 827CH-31 | 869 | 903 | 911 | 920 | 928 | 937 |

Overall Height: 36.76" Seat Height: 23.24" Overall Depth: 22.79" Overall Width: 20.56"
 Seat C.O.M.: .5 yd Shipping Weight/Chair: 28# No. Per Carton: 1



827BS-11

SADIE II BARSTOOL

WOOD SEAT & BACK

| MODEL | WOOD |
|----------|------|
| 827BS-11 | 750 |

FULLY UPHOLSTERED SEAT & WOOD BACK

| MODEL | COM | GRADE 1 | GRADE 2 | GRADE 3 | GRADE 4 | GRADE 5 |
|----------|-----|---------|---------|---------|---------|---------|
| 827BS-31 | 832 | 866 | 874 | 883 | 891 | 900 |

Overall Height: 42.83" Seat Height: 30" Overall Depth: 22.57" Overall Width: 21.6"
 Seat C.O.M.: .5 yd Shipping Weight/Chair: 30# No. Per Carton: 1

SADIE II OUTDOOR COLLECTION



ABOUT THIS COLLECTION

The Sadie II Outdoor Collection includes outdoor chairs and barstools. Designed by Joey Ruiter.

STANDARD FEATURES

- 18-gauge steel frame
- Stainless steel seat and carbon steel back and frame
- Plastic glides
- Counter and barstool heights include a brushed stainless steel cover on footrest

PERSONALIZATION OPTIONS

- Not available in high gloss or low gloss clear coat.



828-66

SADIE II OUTDOOR CHAIR

| | |
|--------|-------|
| | ALL |
| MODEL | METAL |
| 828-66 | 745 |

Overall Height: 33" Seat Height: 17.25" Overall Depth: 20.7" Overall Width: 20"
 Shipping Weight/Chair: 26# No. Per Carton: 2



828CH-66

SADIE II OUTDOOR COUNTER STOOL

| | |
|----------|-------|
| | ALL |
| MODEL | METAL |
| 828CH-66 | 951 |

Overall Height: 36.27" Seat Height: 23.07" Overall Depth: 22.54" Overall Width: 20.16"
 Shipping Weight/Chair: 32# No. Per Carton: 1



828BS-66

SADIE II OUTDOOR BARSTOOL

| | |
|----------|-------|
| | ALL |
| MODEL | METAL |
| 828BS-66 | 924 |

Overall Height: 42" Seat Height: 29" Overall Depth: 22.7" Overall Width: 22.5"
 Shipping Weight/Chair: 35# No. Per Carton: 1

SALLY COLLECTION



ABOUT THIS COLLECTION

The Sally Collection includes fixed chair height, counter height, and bar height wood seat or upholstered stools available in core-drilled or bolt-down variations with or without foot rest.

STANDARD FEATURES

- 3" round tube, steel frame
- Seat made of 1.5" solid wood
- Species: Maple, White Oak, Hickory, Walnut, Mixed Wood
- Upholstered Seat, available with or without top welt
- Bolt-down, core-drilled or freestanding options available
- Optional foot rest on counter height and bar height models only

PERSONALIZATION OPTIONS

- The table to the right explains all of the available options for the Sally Collection.
- Consult with your architect or general contractor for proper installation of bolt-down and core-drilled models, attachment varies by floor construction. Floor-mounting hardware and installation instructions are not included.
- Core Drill Base – Base is inserted into a hole and cemented or grouted in permanently. Please consult your architect or general contractor about installation.
- Bolt Down Base – Base is secured to the floor with bolts (not included). Please consult your architect or general contractor about installation.

OPTIONS

| OPTIONS | PAGE | ADD TO LIST PRICE |
|---------------------------|------|-------------------|
| Welt COM | 11 | \$25/Seat |
| Contrasting Welt | - | Call for Quote |
| Heavy Distressing On Seat | 11 | \$18 |
| Light Distressing on Seat | 11 | \$18 |
| CAL 133 | 11 | Call for Quote |

SEAT OPTIONS



Fully Upholstered Seat
(denoted by -30)



Wood Seat
(denoted by -10)



226-10

SALLY BOLT DOWN CHAIR HEIGHT STOOL

| WOOD SEAT | | | | | | | | | | |
|------------------|---------|-----|-------|--------------------|--------------------|---------|---------|---------|---------|---------|
| MODEL | YARDAGE | COM | MAPLE | HICKORY, WHITE OAK | WALNUT, MIXED WOOD | GRADE 1 | GRADE 2 | GRADE 3 | GRADE 4 | GRADE 5 |
| 226-10 | | | 538 | 615 | 685 | | | | | |
| UPHOLSTERED SEAT | | | | | | | | | | |
| 226-30 | 0.6 | 386 | | | | 427 | 437 | 447 | 457 | 467 |

Overall Depth: 14" Overall Width: 14" No. Per Carton: 1
 Seat Height: 226-10 18.25", 226-30 19.5"
 Shipping Weight/Chair: 12#



2261CH-10
 (Shown with optional foot rest)

SALLY BOLT DOWN COUNTER HEIGHT STOOL WITH AND WITHOUT FOOT REST

| WOOD SEAT | | | | | | | | | | |
|---------------------------------|---------|-----|-------|--------------------|--------------------|---------|---------|---------|---------|---------|
| MODEL | YARDAGE | COM | MAPLE | HICKORY, WHITE OAK | WALNUT, MIXED WOOD | GRADE 1 | GRADE 2 | GRADE 3 | GRADE 4 | GRADE 5 |
| 226CH-10 | | | 581 | 658 | 729 | | | | | |
| UPHOLSTERED SEAT | | | | | | | | | | |
| 226CH-30 | 0.6 | 430 | | | | 470 | 480 | 491 | 501 | 511 |
| WOOD SEAT WITH FOOT REST | | | | | | | | | | |
| 2261CH-10 | | | 790 | 867 | 938 | | | | | |
| UPHOLSTERED SEAT WITH FOOT REST | | | | | | | | | | |
| 2261CH-30 | 0.6 | 638 | | | | 678 | 688 | 699 | 709 | 719 |

Overall Depth: 14" Overall Width: 14" No. Per Carton: 1
 Seat Height: 226CH-10 24.25", 226CH-30 24.5"
 Shipping Weight/Chair: 15#



2261BS-10
 (Shown with optional foot rest)

SALLY BOLT DOWN BARSTOOL WITH AND WITHOUT FOOT REST

| WOOD SEAT | | | | | | | | | | |
|---------------------------------|---------|-----|-------|--------------------|--------------------|---------|---------|---------|---------|---------|
| MODEL | YARDAGE | COM | MAPLE | HICKORY, WHITE OAK | WALNUT, MIXED WOOD | GRADE 1 | GRADE 2 | GRADE 3 | GRADE 4 | GRADE 5 |
| 226BS-10 | | | 609 | 686 | 757 | | | | | |
| UPHOLSTERED SEAT | | | | | | | | | | |
| 226BS-30 | 0.6 | 458 | | | | 498 | 509 | 519 | 529 | 539 |
| WOOD SEAT WITH FOOT REST | | | | | | | | | | |
| 2261BS-10 | | | 817 | 894 | 965 | | | | | |
| UPHOLSTERED SEAT WITH FOOT REST | | | | | | | | | | |
| 2261BS-30 | 0.6 | 666 | | | | 706 | 717 | 727 | 737 | 747 |

Overall Depth: 14" Overall Width: 14" No. Per Carton: 1
 Seat Height: 226BS-10 30.25", 226BS-30 31.3"
 Shipping Weight/Chair: 18#



225-10

SALLY CORE-DRILLED CHAIR HEIGHT STOOL

| WOOD SEAT | | | | | | | | | | |
|------------------|---------|-----|-------|--------------------|--------------------|---------|---------|---------|---------|---------|
| MODEL | YARDAGE | COM | MAPLE | HICKORY, WHITE OAK | WALNUT, MIXED WOOD | GRADE 1 | GRADE 2 | GRADE 3 | GRADE 4 | GRADE 5 |
| 225-10 | | | 538 | 615 | 685 | | | | | |
| UPHOLSTERED SEAT | | | | | | | | | | |
| 225-30 | 0.6 | 386 | | | | 427 | 437 | 447 | 457 | 467 |

Overall Depth: 14" Overall Width: 14" No. Per Carton: 1
 Seat Height: 225-10 18.25", 225-30 19.5"
 Shipping Weight/Chair: 12#



225CH-10

SALLY CORE-DRILLED COUNTER HEIGHT STOOL WITH AND WITHOUT FOOT REST

| WOOD SEAT | | | | | | | | | | |
|---------------------------------|---------|-----|-------|--------------------|--------------------|---------|---------|---------|---------|---------|
| MODEL | YARDAGE | COM | MAPLE | HICKORY, WHITE OAK | WALNUT, MIXED WOOD | GRADE 1 | GRADE 2 | GRADE 3 | GRADE 4 | GRADE 5 |
| 225CH-10 | | | 581 | 658 | 729 | | | | | |
| UPHOLSTERED SEAT | | | | | | | | | | |
| 225CH-30 | 0.6 | 430 | | | | 470 | 480 | 491 | 501 | 511 |
| WOOD SEAT WITH FOOT REST | | | | | | | | | | |
| 2251CH-10 | | | 790 | 867 | 938 | | | | | |
| UPHOLSTERED SEAT WITH FOOT REST | | | | | | | | | | |
| 2251CH-30 | 0.6 | 638 | | | | 678 | 688 | 699 | 709 | 719 |

Overall Depth: 14" Overall Width: 14" No. Per Carton: 1
 Seat Height: 225CH-10 24.25", 225CH-30 24.5"
 Shipping Weight/Chair: 15#



225BS-10

SALLY CORE-DRILLED BARSTOOL WITH AND WITHOUT FOOT REST

| WOOD SEAT | | | | | | | | | | |
|---------------------------------|---------|-----|-------|--------------------|--------------------|---------|---------|---------|---------|---------|
| MODEL | YARDAGE | COM | MAPLE | HICKORY, WHITE OAK | WALNUT, MIXED WOOD | GRADE 1 | GRADE 2 | GRADE 3 | GRADE 4 | GRADE 5 |
| 225BS-10 | | | 609 | 686 | 757 | | | | | |
| UPHOLSTERED SEAT | | | | | | | | | | |
| 225BS-30 | 0.6 | 458 | | | | 498 | 509 | 519 | 529 | 539 |
| WOOD SEAT WITH FOOT REST | | | | | | | | | | |
| 2251BS-10 | | | 817 | 894 | 965 | | | | | |
| UPHOLSTERED SEAT WITH FOOT REST | | | | | | | | | | |
| 2251BS-30 | 0.6 | 666 | | | | 706 | 717 | 727 | 727 | 747 |

Overall Depth: 14" Overall Width: 14" No. Per Carton: 1
 Seat Height: 225BS-10 30", 225BS-30 31.25"
 Shipping Weight/Chair: 18#



227-10

SALLY FREESTANDING CHAIR HEIGHT STOOL

| WOOD SEAT | | | | | | | | | | |
|------------------|---------|-----|-------|--------------------|--------------------|---------|---------|---------|---------|---------|
| MODEL | YARDAGE | COM | MAPLE | HICKORY, WHITE OAK | WALNUT, MIXED WOOD | GRADE 1 | GRADE 2 | GRADE 3 | GRADE 4 | GRADE 5 |
| 227-10 | | | 699 | 776 | 847 | | | | | |
| UPHOLSTERED SEAT | | | | | | | | | | |
| 227-30 | 0.6 | 546 | | | | 587 | 597 | 607 | 617 | 627 |

Overall Depth: 17.875" Overall Width: 17.875" No. Per Carton: 1
 Seat Height: 227-10 18", 227-30 19.25", Seat Diameter: 14"
 Shipping Weight/Chair: 30#



2271CH-30
(Shown with optional foot rest)

SALLY FREESTANDING COUNTER HEIGHT STOOL WITH AND WITHOUT FOOT REST

| WOOD SEAT | | | | | | | | | | |
|---------------------------------|---------|-----|-------|--------------------|--------------------|---------|---------|---------|---------|---------|
| MODEL | YARDAGE | COM | MAPLE | HICKORY, WHITE OAK | WALNUT, MIXED WOOD | GRADE 1 | GRADE 2 | GRADE 3 | GRADE 4 | GRADE 5 |
| 227CH-10 | | | 742 | 820 | 890 | | | | | |
| UPHOLSTERED SEAT | | | | | | | | | | |
| 227CH-30 | 0.6 | 591 | | | | 631 | 642 | 652 | 662 | 672 |
| WOOD SEAT WITH FOOT REST | | | | | | | | | | |
| 2271CH-10 | | | 951 | 1029 | 1102 | | | | | |
| UPHOLSTERED SEAT WITH FOOT REST | | | | | | | | | | |
| 2271CH-30 | 0.6 | 762 | | | | 803 | 813 | 824 | 834 | 844 |

Overall Depth: 17.875" Overall Width: 17.875" No. Per Carton: 1
 Seat Height: 227CH-10 24", 227CH-30 25.25", 2271CH-30 25.25" Seat Diameter: 14"
 Shipping Weight/Chair: 33#



2271BS-10
(Shown with optional foot rest)

SALLY FREESTANDING BARSTOOL WITH AND WITHOUT FOOT REST

| WOOD SEAT | | | | | | | | | | |
|---------------------------------|---------|-----|-------|--------------------|--------------------|---------|---------|---------|---------|---------|
| MODEL | YARDAGE | COM | MAPLE | HICKORY, WHITE OAK | WALNUT, MIXED WOOD | GRADE 1 | GRADE 2 | GRADE 3 | GRADE 4 | GRADE 5 |
| 227BS-10 | | | 770 | 848 | 918 | | | | | |
| UPHOLSTERED SEAT | | | | | | | | | | |
| 227BS-30 | 0.6 | 618 | | | | 659 | 669 | 679 | 689 | 699 |
| WOOD SEAT WITH FOOT REST | | | | | | | | | | |
| 2271BS-10 | | | 977 | 1056 | 1126 | | | | | |
| UPHOLSTERED SEAT WITH FOOT REST | | | | | | | | | | |
| 2271BS-30 | 0.6 | 790 | | | | 831 | 841 | 852 | 862 | 872 |

Overall Depth: 17.875" Overall Width: 17.875" No. Per Carton: 1
 Seat Height: 227BS-10 30", 227BS-30 31.25", 2271BS-30 31.25" Seat Diameter: 14"
 Shipping Weight/Chair: 36#

SHERMAN COLLECTION



ABOUT THIS COLLECTION

The Sherman Collection includes a chair, a counter stool, and a barstool. This steel seating collection features a simple wood back and seat with steel frame and legs.

STANDARD FEATURES

- Steel frame and legs
- Beech wood seat and back
- Available as all wood chair or with upholstery
- Fully upholstered seat features 3/4" foam on seat
- Technical Bulletin CAL 117 fire retardant upholstery
- Stainless steel footrest protector on counter and barstools
- Chair stacks 3 high on the floor
- Plastic carpet glides

PERSONALIZATION OPTIONS

- The table to the right explains all of the available options for the Sherman Collection.

| OPTIONS | PAGE | ADD TO LIST PRICE |
|---------------------------------|------|-------------------|
| Light Distressing on Wood Backs | 11 | \$18 |
| Heavy Distressing on Wood Backs | 11 | \$18 |
| Light Distressing on Wood Seats | 11 | \$18 |
| Heavy Distressing on Wood Seats | 11 | \$18 |
| Welting on Boxed Seat | 11 | \$15/Seat |
| CAL 133 | 11 | Call for Quote |

UPHOLSTERY OPTIONS



31 Fully Upholstered Seat



130-11

SHERMAN CHAIR

| WOOD SEAT | | | | | | | |
|-----------|---------|------|---------|---------|---------|---------|---------|
| MODEL | YARDAGE | WOOD | GRADE 1 | GRADE 2 | GRADE 3 | GRADE 4 | GRADE 5 |
| 130-11 | | 458 | | | | | |

| FULLY UPHOLSTERED SEAT | | | | | | | |
|------------------------|---------|-----|---------|---------|---------|---------|---------|
| MODEL | YARDAGE | COM | GRADE 1 | GRADE 2 | GRADE 3 | GRADE 4 | GRADE 5 |
| 130-31 | 0.5 | 571 | 605 | 613 | 622 | 630 | 639 |

Overall Height: 30.9" Overall Depth: 20.6" Overall Width: 18.5" No. Per Carton: 2
 Seat Height: 130-11 18", 130-31 18.75"
 Shipping Weight/Chair: 14#



130CH-11

SHERMAN COUNTER STOOL

| WOOD SEAT | | | | | | | |
|-----------|---------|------|---------|---------|---------|---------|---------|
| MODEL | YARDAGE | WOOD | GRADE 1 | GRADE 2 | GRADE 3 | GRADE 4 | GRADE 5 |
| 130CH-11 | | 659 | | | | | |

| FULLY UPHOLSTERED SEAT | | | | | | | |
|------------------------|---------|-----|---------|---------|---------|---------|---------|
| MODEL | YARDAGE | COM | GRADE 1 | GRADE 2 | GRADE 3 | GRADE 4 | GRADE 5 |
| 130CH-31 | 0.5 | 774 | 808 | 816 | 825 | 833 | 842 |

Overall Height: 36" Overall Depth: 21" Overall Width: 18" No. Per Carton: 1
 Seat Height: 130CH-11 24", 130CH-31 24.75"
 Shipping Weight/Chair: 17#



130BS-11

SHERMAN BARSTOOL

| WOOD SEAT | | | | | | | |
|-----------|---------|------|---------|---------|---------|---------|---------|
| MODEL | YARDAGE | WOOD | GRADE 1 | GRADE 2 | GRADE 3 | GRADE 4 | GRADE 5 |
| 130BS-11 | | 626 | | | | | |

| FULLY UPHOLSTERED SEAT | | | | | | | |
|------------------------|---------|-----|---------|---------|---------|---------|---------|
| MODEL | YARDAGE | COM | GRADE 1 | GRADE 2 | GRADE 3 | GRADE 4 | GRADE 5 |
| 130BS-31 | 0.5 | 739 | 773 | 781 | 790 | 798 | 807 |

Overall Height: 42" Overall Depth: 22.6" Overall Width: 18.6" No. Per Carton: 1
 Seat Height: 130BS-11 30", 130BS-31 30.75"
 Shipping Weight/Chair: 18#

SIR BURLY COLLECTION



ABOUT THIS COLLECTION

The Sir Burly Collection features a counter stool and barstool.

STANDARD FEATURES

- 2" round, 12-gauge steel tube frame
- Powder coated frame
- White oak seat with clear polyurethane top coat
- Plastic glides
- Counter stool or barstool

PERSONALIZATION OPTIONS

- High gloss and low gloss clear coat not available on Sir Burly Seating Collection.



360BS-10

SIR BURLY BARSTOOL

| MODEL | \$LIST PRICE |
|----------|--------------|
| 360BS-10 | 833 |

Overall Width: 15" Overall Depth: 15.8" Seat Height: 30"
 Shipping Weight/Chair: 26# No. Per Carton: 1



360CH-10

SIR BURLY COUNTER STOOL

| MODEL | \$LIST PRICE |
|----------|--------------|
| 360CH-10 | 860 |

Overall Width: 15" Overall Depth: 15.8" Seat Height: 24"
 Shipping Weight/Chair: 24# No. Per Carton: 1

ALUMINUM SEATING



ABOUT THIS COLLECTION

The Atlantis Collection includes chairs, barstools, and fixed seating.

STANDARD FEATURES

- Available in powder coated aluminum frame or brushed aluminum frame
- Powder coated aluminum frame available with wood seat, upholstered seat, or aluminum seat
- Brushed aluminum frame available only in high gloss and low gloss clear coat and with brushed aluminum seat, wood seat, upholstered seat
- Wood seats made of 1" saddled ply
- Upholstered models feature 2" of high resilience foam
- Rear legs are 1 1/8" quarter round tube and the front legs are square
- Premium metal glides
- Technical Bulletin CAL 117 fire retardant upholstery materials

PERSONALIZATION OPTIONS

- The table to the right explains all of the available options for the Atlantis Collection.
- Please note for fixed seat options model numbers with 3000 denote core-drilled mounts and model numbers with 4000 denote bolt-down mounts.
- Consult with your architect or general contractor for proper installation of bolt-down and core-drilled models, attachment varies by floor construction. Floor-mounting hardware and installation instructions are not included.
- Series 3000/4000 comes with 120 degree return swivel.
- Core Drill Base – Base is inserted into a hole and cemented or grouted in permanently. Please consult your architect or general contractor about installation.
- Bolt Down Base – Base is secured to the floor with bolts (not included). Please consult your architect or general contractor about installation.

OPTIONS

| OPTIONS | PAGE | ADD TO LIST PRICE |
|---|------|-------------------|
| Webbed Seat Construction | 11 | \$8 |
| CAL 133 | 11 | Call for Quote |
| Reduce Barstool Seat Height to 24" | - | \$10 |
| Light Distressing on Wood Seats | 11 | \$18 |
| Heavy Distressing on Wood Seats | 11 | \$18 |
| Fixed Seating 19" Diameter Foot Ring on Counter Height Seat | - | \$65 |
| Fixed Seating 19" Diameter Foot Ring on Bar Height Seat | - | \$65 |



750

ATLANTIS CHAIR

ALUMINUM SEAT & BACK

| | |
|-------|----------|
| | BRUSHED |
| MODEL | ALUMINUM |

750-66 827

WOOD SEAT & ALUMINUM BACK

| | |
|-------|------|
| MODEL | WOOD |
|-------|------|

750-16 694

FULLY UPHOLSTERED SEAT & ALUMINUM BACK

| MODEL | YARDAGE | COM | GRADE 1 | GRADE 2 | GRADE 3 | GRADE 4 | GRADE 5 |
|--------|---------|-----|---------|---------|---------|---------|---------|
| 750-36 | 0.45 | 640 | 671 | 678 | 686 | 693 | 701 |

Overall Height: 32.5" Seat Height: 19" Overall Depth: 18.5" Overall Width: 15.5"

C.O.M.: .45 yd Shipping Weight/Chair: 18# No. Per Carton: 2



750BS

ATLANTIS BARSTOOL

ALUMINUM SEAT & BACK

| | |
|-------|----------|
| | BRUSHED |
| MODEL | ALUMINUM |

750BS-66 1123

WOOD SEAT & ALUMINUM BACK

| | |
|-------|------|
| MODEL | WOOD |
|-------|------|

750BS-16 964

FULLY UPHOLSTERED SEAT & ALUMINUM BACK

| MODEL | YARDAGE | COM | GRADE 1 | GRADE 2 | GRADE 3 | GRADE 4 | GRADE 5 |
|----------|---------|-----|---------|---------|---------|---------|---------|
| 750BS-36 | 0.45 | 907 | 938 | 945 | 953 | 960 | 968 |

Overall Height: 44" Seat Height: 30.5" Overall Depth: 18.25" Overall Width: 16"

C.O.M.: .45 yd Shipping Weight/Chair: 18# No. Per Carton: 1



750CS-3000 Core-drilled/
750CS-4000 Bolt-down

ATLANTIS CHAIR FIXED SEATING — CHAIR HEIGHT

| ALUMINUM SEAT & BACK | | | | | | | |
|----------------------------------|------------------|-----|---------|---------|---------|---------|---------|
| MODEL | BRUSHED ALUMINUM | | | | | | |
| 750CS-660-3000 | 1219 | | | | | | |
| WOOD SEAT & ALUMINUM BACK | | | | | | | |
| MODEL | WOOD | | | | | | |
| 750CS-16-3000 | 1020 | | | | | | |
| UPHOLSTERED SEAT & ALUMINUM BACK | | | | | | | |
| MODEL | YARDAGE | COM | GRADE 1 | GRADE 2 | GRADE 3 | GRADE 4 | GRADE 5 |
| 750CS-36-3000 | 0.45 | 992 | 1023 | 1030 | 1038 | 1045 | 1053 |
| ALUMINUM SEAT & BACK | | | | | | | |
| MODEL | BRUSHED ALUMINUM | | | | | | |
| 750CS-66-4000 | 1219 | | | | | | |
| WOOD SEAT & ALUMINUM BACK | | | | | | | |
| MODEL | WOOD | | | | | | |
| 750CS-16-4000 | 1020 | | | | | | |
| UPHOLSTERED SEAT & ALUMINUM BACK | | | | | | | |
| MODEL | YARDAGE | COM | GRADE 1 | GRADE 2 | GRADE 3 | GRADE 4 | GRADE 5 |
| 750CS-36-4000 | 0.45 | 992 | 1023 | 1030 | 1038 | 1045 | 1053 |

Overall Height: 32.5" Seat Height: 18" Overall Depth: 18.5" Overall Width: 15.5"
C.O.M.: .45 yd Shipping Weight/Chair: 18.5# No. Per Carton: 2



3001 Core-Drilled
4001 Bolt-Down
3003 Core-Drilled w/ Footring
4003 Bolt-Down w/ Footring

ATLANTIS CHAIR FIXED SEATING — COUNTER HEIGHT

| ALUMINUM SEAT & BACK | | | | | | | |
|----------------------------------|------------------|------|---------|---------|---------|---------|---------|
| MODEL | BRUSHED ALUMINUM | | | | | | |
| 750CS-66-3001 | 1242 | | | | | | |
| WOOD SEAT & ALUMINUM BACK | | | | | | | |
| MODEL | WOOD | | | | | | |
| 750CS-16-3001 | 1056 | | | | | | |
| UPHOLSTERED SEAT & ALUMINUM BACK | | | | | | | |
| MODEL | YARDAGE | COM | GRADE 1 | GRADE 2 | GRADE 3 | GRADE 4 | GRADE 5 |
| 750CS-36-3001 | 0.45 | 1013 | 1044 | 1051 | 1059 | 1066 | 1074 |
| ALUMINUM SEAT & BACK | | | | | | | |
| MODEL | BRUSHED ALUMINUM | | | | | | |
| 750CS-66-4001 | 1242 | | | | | | |
| WOOD SEAT & ALUMINUM BACK | | | | | | | |
| MODEL | WOOD | | | | | | |
| 750CS-16-4001 | 1056 | | | | | | |
| UPHOLSTERED SEAT & ALUMINUM BACK | | | | | | | |
| MODEL | YARDAGE | COM | GRADE 1 | GRADE 2 | GRADE 3 | GRADE 4 | GRADE 5 |
| 750CS-36-4001 | 0.45 | 1013 | 1044 | 1051 | 1059 | 1066 | 1074 |

Overall Height: 37" Seat Height: 25" Overall Depth: 18.5" Overall Width: 15.5"
C.O.M.: .45 yd Shipping Weight/Chair: 21# No. Per Carton: 2



3002 Core-Drilled
4002 Bolt-Down
3004 Core Drilled w/ Footring
4004 Bolt-Down w/ Footring

ATLANTIS CHAIR FIXED SEATING — BAR HEIGHT

ALUMINUM SEAT & BACK

| MODEL | BRUSHED ALUMINUM |
|---------------|------------------|
| 750CS-66-3002 | 1265 |

WOOD SEAT & ALUMINUM BACK

| MODEL | WOOD |
|---------------|------|
| 750CS-16-3002 | 1077 |

FULLY UPHOLSTERED SEAT & ALUMINUM BACK

| MODEL | YARDAGE | COM | GRADE 1 | GRADE 2 | GRADE 3 | GRADE 4 | GRADE 5 |
|---------------|---------|------|---------|---------|---------|---------|---------|
| 750CS-36-3002 | 0.45 | 1034 | 1065 | 1072 | 1080 | 1087 | 1095 |

ALUMINUM SEAT & BACK

| MODEL | BRUSHED ALUMINUM |
|---------------|------------------|
| 750CS-66-4002 | 1265 |

WOOD SEAT & ALUMINUM BACK

| MODEL | WOOD |
|---------------|------|
| 750CS-16-4002 | 1077 |

FULLY UPHOLSTERED SEAT & ALUMINUM BACK

| MODEL | YARDAGE | COM | GRADE 1 | GRADE 2 | GRADE 3 | GRADE 4 | GRADE 5 |
|---------------|---------|------|---------|---------|---------|---------|---------|
| 750CS-36-4002 | 0.45 | 1034 | 1065 | 1072 | 1080 | 1087 | 1095 |

Overall Height: 44" Seat Height: 30" Overall Depth: 18.5" Overall Width: 15.5"

C.O.M.: .45 yd Shipping Weight/Chair: 22.5# No. Per Carton: 2



ABOUT THIS COLLECTION

The Siren Collection includes chairs, barstools, and fixed seating.

STANDARD FEATURES

- Available in powder coated aluminum frame or brushed aluminum frame
- Powder coated aluminum frame available with wood seat, upholstered seat, or aluminum seat
- Brushed aluminum frame available only in high gloss and low gloss clear coat and with brushed aluminum seat
- Wood seats made of 1" saddled ply
- Upholstered models feature 2" of high resilience foam
- 1 1/8" quarter round tube legs
- Premium metal glides

PERSONALIZATION OPTIONS

- The table to the right explains all of the available options for the Siren Collection.
- Please note for fixed seat options model numbers with 3000 denote core-drilled mounts and model numbers with 4000 denote bolt-down mounts.
- Consult with your architect or general contractor for proper installation of bolt-down and core-drilled models, attachment varies by floor construction. Floor-mounting hardware and installation instructions are not included.
- Series 3000/4000 comes with 120 degree return swivel.
- Core Drill Base – Base is inserted into a hole and cemented or grouted in permanently. Please consult your architect or general contractor about installation.
- Bolt Down Base – Base is secured to the floor with bolts (not included). Please consult your architect or general contractor about installation.

OPTIONS

| OPTIONS | PAGE | ADD TO LIST PRICE |
|---|------|-------------------|
| Webbed Seat Construction | 11 | \$8 |
| CAL 133 | 11 | Call for Quote |
| Reduce Barstool Seat Height to 24" | - | \$10 |
| Light Distressing on Wood Seats | 11 | \$18 |
| Heavy Distressing on Wood Seats | 11 | \$18 |
| Fixed Seating 19" Diameter Foot Ring on Counter Height Seat | - | \$65 |
| Fixed Seating 19" Diameter Foot Ring on Bar Height Seat | - | \$65 |



850

SIREN CHAIR

ALUMINUM SEAT & BACK

| | |
|-------|----------|
| | BRUSHED |
| MODEL | ALUMINUM |

850-66 827

WOOD SEAT & ALUMINUM BACK

| | |
|-------|------|
| MODEL | WOOD |
|-------|------|

850-16 694

FULLY UPHOLSTERED SEAT & ALUMINUM BACK

| MODEL | YARDAGE | COM | GRADE 1 | GRADE 2 | GRADE 3 | GRADE 4 | GRADE 5 |
|--------|---------|-----|---------|---------|---------|---------|---------|
| 850-36 | 0.45 | 640 | 671 | 678 | 686 | 693 | 701 |

Overall Height: 34.25" Seat Height: 18.25" Overall Depth: 19.5" Overall Width: 16"

C.O.M.: .45 yd Shipping Weight/Chair: 18# No. Per Carton: 2



850BS

SIREN BARSTOOL

ALUMINUM SEAT & BACK

| | |
|-------|----------|
| | BRUSHED |
| MODEL | ALUMINUM |

850BS-66 1123

WOOD SEAT & ALUMINUM BACK

| | |
|-------|------|
| MODEL | WOOD |
|-------|------|

850BS-16 964

FULLY UPHOLSTERED SEAT & ALUMINUM BACK

| MODEL | YARDAGE | COM | GRADE 1 | GRADE 2 | GRADE 3 | GRADE 4 | GRADE 5 |
|----------|---------|-----|---------|---------|---------|---------|---------|
| 850BS-36 | 0.45 | 907 | 938 | 945 | 953 | 960 | 968 |

Overall Height: 43.5" Seat Height: 30" Overall Depth: 19" Overall Width: 16"

C.O.M.: .45 yd Shipping Weight/Chair: 18# No. Per Carton: 1



850CS-3000 Core-drilled/
850CS-4000 Bolt-down

SIREN CHAIR FIXED SEATING — CHAIR HEIGHT

ALUMINUM SEAT & BACK

| MODEL | BRUSHED ALUMINUM |
|---------------|------------------|
| 850CS-66-3000 | 1219 |

WOOD SEAT & ALUMINUM BACK

| MODEL | WOOD |
|---------------|------|
| 850CS-16-3000 | 1020 |

FULLY UPHOLSTERED SEAT & ALUMINUM BACK

| MODEL | YARDAGE | COM | GRADE 1 | GRADE 2 | GRADE 3 | GRADE 4 | GRADE 5 |
|---------------|---------|-----|---------|---------|---------|---------|---------|
| 850CS-36-3000 | 0.45 | 992 | 1023 | 1030 | 1038 | 1045 | 1053 |

ALUMINUM SEAT & BACK

| MODEL | BRUSHED ALUMINUM |
|---------------|------------------|
| 850CS-66-4000 | 1219 |

WOOD SEAT & ALUMINUM BACK

| MODEL | WOOD |
|---------------|------|
| 850CS-16-4000 | 1020 |

FULLY UPHOLSTERED SEAT & ALUMINUM BACK

| MODEL | YARDAGE | COM | GRADE 1 | GRADE 2 | GRADE 3 | GRADE 4 | GRADE 5 |
|---------------|---------|-----|---------|---------|---------|---------|---------|
| 850CS-36-4000 | 0.45 | 992 | 1023 | 1030 | 1038 | 1045 | 1053 |

Overall Height: 34" Seat Height: 18" Overall Depth: 19" Overall Width: 16"
C.O.M.: .45 yd Shipping Weight/Chair: 18# No. Per Carton: 2



3001 Core-Drilled
4001 Bolt-down
3003 Core-Drilled w/ Footring
4003 Bolt-Down w/ Footring

SIREN CHAIR FIXED SEATING — COUNTER HEIGHT

ALUMINUM SEAT & BACK

| MODEL | BRUSHED ALUMINUM |
|---------------|------------------|
| 850CS-66-3001 | 1242 |

WOOD SEAT & ALUMINUM BACK

| MODEL | WOOD |
|---------------|------|
| 850CS-16-3001 | 1056 |

FULLY UPHOLSTERED SEAT & ALUMINUM BACK

| MODEL | YARDAGE | COM | GRADE 1 | GRADE 2 | GRADE 3 | GRADE 4 | GRADE 5 |
|---------------|---------|------|---------|---------|---------|---------|---------|
| 850CS-36-3001 | 0.45 | 1013 | 1044 | 1051 | 1059 | 1066 | 1074 |

ALUMINUM SEAT & BACK

| MODEL | BRUSHED ALUMINUM |
|---------------|------------------|
| 850CS-66-4001 | 1242 |

WOOD SEAT & ALUMINUM BACK

| MODEL | WOOD |
|---------------|------|
| 850CS-16-4001 | 1056 |

FULLY UPHOLSTERED SEAT & ALUMINUM BACK

| MODEL | YARDAGE | COM | GRADE 1 | GRADE 2 | GRADE 3 | GRADE 4 | GRADE 5 |
|---------------|---------|------|---------|---------|---------|---------|---------|
| 850CS-36-4001 | 0.45 | 1013 | 1044 | 1051 | 1059 | 1066 | 1074 |

Overall Height: 37" Seat Height: 25" Overall Depth: 19" Overall Width: 16"
C.O.M.: .45 yd Shipping Weight/Chair: 21# No. Per Carton: 2



3002 Core-Drilled
4002 Bolt-Down
4003 Core-Drilled w/ Footring
4004 Bolt-Down w/ Footring

SIREN CHAIR FIXED SEATING — BAR HEIGHT

ALUMINUM SEAT & BACK

| MODEL | BRUSHED ALUMINUM |
|-------|------------------|
|-------|------------------|

850CS-66-3002 1265

WOOD SEAT & ALUMINUM BACK

| MODEL | WOOD |
|-------|------|
|-------|------|

850CS-16-3002 1077

FULLY UPHOLSTERED SEAT & ALUMINUM BACK

| MODEL | YARDAGE | COM | GRADE 1 | GRADE 2 | GRADE 3 | GRADE 4 | GRADE 5 |
|---------------|---------|------|---------|---------|---------|---------|---------|
| 850CS-36-3002 | 0.45 | 1034 | 1065 | 1072 | 1080 | 1087 | 1095 |

ALUMINUM SEAT & BACK

| MODEL | BRUSHED ALUMINUM |
|-------|------------------|
|-------|------------------|

850CS-66-4002 1265

WOOD SEAT & ALUMINUM BACK

| MODEL | WOOD |
|-------|------|
|-------|------|

850CS-16-4002 1077

FULLY UPHOLSTERED SEAT & ALUMINUM BACK

| MODEL | YARDAGE | COM | GRADE 1 | GRADE 2 | GRADE 3 | GRADE 4 | GRADE 5 |
|---------------|---------|------|---------|---------|---------|---------|---------|
| 850CS-36-4002 | 0.45 | 1034 | 1065 | 1072 | 1080 | 1087 | 1095 |

Overall Height: 44" Seat Height: 30" Overall Depth: 19" Overall Width: 16"

C.O.M.: .45 yd Shipping Weight/Chair: 22# No. Per Carton: 2

TABLES

ABOUT OUR TABLES

Our table line includes a wide variety of standard materials, shapes, sizes, and edge treatments. We offer both indoor and outdoor commercial tables. Most of our tables are built for commercial indoor use only. Using a combination of our CNC laser-cutting machinery and master craftsman, choose from a large selection of communal tables to simple pedestals. For table sizes, shapes, and materials not listed in this Price List, please contact customer service.

Our table tops and bases are sold as one unit. While tops and bases can be purchased separately, to ensure the best quality product and fit, we suggest specifying complete tables. For most pedestal tables, tops are shipped separately from bases but are pre-drilled for easy installation into their accompanying bases.

WOOD TOPS

We use Maple, Hickory, White Oak, Walnut, or Mixed Woods for our solid wood tops. For each solid wood table, we sand and stain every square inch by hand. We then enhance the grain with expertly applied finishes that ensure long-lasting beauty. Maple table tops are available in all standard finishes, except black no grain and white no grain. Hickory, White Oak, Walnut, and Mixed Woods are only available with a natural, clear coat finish. If you specify a finish other than natural on any of these other species a custom match fee will be applied to your order. Because wood is a natural material, color may vary slightly from one piece to another, but every effort is made in the factory to match pieces consistently. Standard thickness for wood tables is 1.5".

LAMINATE TOPS

We use industrial-grade, low-formaldehyde particle board for the cores of our laminate table tops. Standard face for laminate top is .05" with a phenolic resin backer for balanced construction. Tops can also be specified with custom-designed laminates or certain high-performance grades for chemical resistant surfaces, fire-rated surfaces, and exceptional high-wear surfaces. Contact customer service for details and pricing.

Pricing for laminate tops is based on Wilsonart -60 Matte and -38 Fine velvet finishes from the "standard, in-stock" collection. Other laminates are available, and we work with most major laminate providers : Formica, Pionite, Nevamar. Please call factory for pricing and lead-time information.

STONE & SOLID SURFACE TABLE TOPS

Please contact our Specials Department if you would like a quote on Corian and other solid surfaces.

BASES

All of our table bases are made of either high-strength, structural steel or heavy-duty cast iron. Columns on both are heavy-wall tubes made of 14-gauge steel. All connections are hard welded using state-of-the-art machinery and a deep-penetration welding process that maximizes strength.

Bases are cleaned and primed before paint is applied via an automotive-grade powder coat system that assures even and thorough coverage. The environmentally friendly epoxy/polyester finish is baked in to create a beautiful, durable, color-rich surface.

Cast iron is produced by pouring molten iron into a mold and naturally cooling, which can create pitting in the metal. Pitting in the metal becomes visible when the iron is finished with a high gloss or highly saturated pigment. For a sleek look, we recommend using black or textured finishes on our cast iron bases. Finishes that work well include Rugged Brown, Ultra Bronze, Satin Tex, Ink Black, or Black Wrinkle.

Labor saving attachment provides for easy assembly and can save you hours on large installations.

TABLES INFORMATION

TOLERANCES

Standard tables are 30" high. Counter height tables are 36" high. Pub height or bar height tables are 42" high. All dimensions listed for tops and bases are nominal and may vary slightly according to base configuration, edge profile selected, and any added accessories. Communal tables are true to size as noted in the dimensions with each product.

For example, if a table is listed in the price list as a 24" length, then the actual dimensions will vary just slightly depending on your selected edge profile. Please see table below for nominal dimensions and actual dimension comparisons.

| Nominal Dimensions | Vinyl, Aluminum Urethane | Solid Wood | 0.75" Solid Wood | 1.25" Solid Wood | 2" Solid Wood |
|--------------------|--------------------------|------------|------------------|------------------|---------------|
| 24.000 | 23.500 | 23.500 | 23.500 | 23.500 | 23.500 |
| 30.000 | 29.500 | 29.500 | 29.500 | 29.500 | 29.500 |
| 36.000 | 35.500 | 35.500 | 35.500 | 35.500 | 35.500 |
| 42.000 | 41.500 | 41.500 | 41.500 | 41.500 | 41.500 |
| 48.000 | 47.500 | 47.500 | 47.500 | 47.500 | 47.500 |
| 54.000 | 53.500 | 53.500 | 53.500 | 53.500 | 53.500 |
| 60.000 | 59.500 | 59.500 | 59.500 | 59.500 | 59.500 |
| 72.000 | 71.500 | 71.500 | 71.500 | 71.500 | 71.500 |
| 84.000 | 83.500 | 83.500 | 83.500 | 83.500 | 83.500 |
| 96.000 | 95.500 | 95.500 | 95.500 | 95.500 | 95.500 |

*If tolerances are critical to the job application, acceptable tolerances must be noted on the purchase order.

BASE ONLY PURCHASES

Customers purchasing table base(s) without a top should note that we cannot and do not guarantee the strength, stability, and performance of the completed table with a top from a different source. Grand Rapids Chair tables are not meant to be sold as separate parts, but as whole products. Furthermore, if the customer purchases bases and table tops as separate parts, we will not provide construction and installation instructions for purchased parts to the customer, contractor, or installation crew.

Depending on the model, most tables will allow you to add extra options like foot rings, purse hooks, and even power and electrical units. Below are our table options and accessories.



FOOT RINGS

A 18.75" diameter foot ring is hard-welded to the vertical column on pub height tables. Available with most base designs. All standard finishes available.



PURSE SHELF

An "under-top" option to accommodate purses, coats, cameras, etc. on pub height tables. Each shelf has four storage hooks affixed to the bottom of the shelf. Standard size is 15" in diameter, finished to match the table top.



SELF-LEVELING GLIDES

A patented product that self-levels table bases on uneven floors. Clearance between bottom of base and floor is 2" with self-leveling glides.



TABLE-FLIP MECHANISM

Usually specified to accommodate table storage, this high-strength steel assembly allows the table top to easily flip into a vertical position. Available on square and round tops up to 36".



TABLE CONNECTORS

Used to join square and rectangular tables together for reconfiguring spaces, featuring our patented "Sure Lock" mechanism.



LABOR SAVER

Labor Saver provides for easy assembly using a fixed, hardened 1/2" bolt that is hard welded into a heavy plate inside the bottom of the column then simply attached to the base and tightened by a nut and washer. This unique attachment can save you hours on large installations. Available on most pedestal bases.

LOOKING FOR SOMETHING MORE CUSTOM?

Our customization capabilities include:

- Engraving
- Printed table tops
- Distressing
- Custom wood stains and finishes
- Custom powder coat colors
- Custom heights
- Unique top shapes and sizes

Email your account manager for more information.

TABLE EDGES

SOLID WOOD TOP EDGES

Available on all wood table tops including Maple, Walnut, White Oak, Hickory, and Mixed Woods.



Eased



Bullnose



WF6 - Knife Edge

LAMINATE TOP EDGES

The edges below are available for laminate tops and vary by product line.



Vintee, T-mold edge



3MM, Flat Plastic Edge



IPWF6 - Exposed Ply Knife Edge, Laminate Overlay Top



WD6 - Solid Wood Knife Edge



3MM, Knife Edge



IPWFLAT - Exposed Ply Flat Edge, Laminate Overlay Top



WD1

PEDESTAL TABLES - CAST IRON BASE



About the Collection

Orbit Tables feature a round cast iron base with a circular steel column. The Orbit series is available in round, square, or rectangle top shapes. Choose between 30" (dining), 36" (counter), or 42" (bar) height.

Standard Features

- Tops are available in square, round, or rectangular shapes
- Available top materials include solid wood in a variety of species and finishes or laminate top of your choosing
- Circular-shaped cast base with circular steel column
- Adjustable glides

Options & Accessories

| | | |
|---|-----|-----------------|
| Purse Shelf: Vintee Surfaces – Additional Lead Time | 123 | \$250 List |
| Table-Flip Mechanism | 123 | \$140/Base |
| Table Connectors | 123 | \$75/Connection |
| Light Distressing | 123 | Call for Quote |
| Heavy Distressing | 123 | Call for Quote |

Required to Order

1. Model Number and Description
2. Wood or Laminate Top Finish
3. Table Top Edge Profile
4. Table Base Finish
5. Options, if selected (above)

Example:

OR-24-24-SQ-36, Table, Orbit, OR, 24-24, Square Shape, Counter Height, Solid Wood Top, Maple, Eased Edge, Olive Green Base & Column

Notes & Tips


- * Assembly required
- * High gloss or low gloss clear coat not available


ORBIT TABLES — ROUND TABLES - 30", 36", 42" HIGH


Solid Wood Table Edge Options


Laminate Table Top Edge Options




| Description | Top Size | | Model # | \$ List Price | | | | | | | Unpkgd. Wgt. # |
|--|----------|-----|----------------|---------------|--------------------|---------------------|-------|----------|------------------|------------|----------------|
| | Dia. | H | | Maple | Hickory, White Oak | Walnut, Mixed Woods | Vinyl | Edgeband | Laminate Overlay | Wood Edges | |
| 30" High, Round Orbit Table  | 24" dia. | 30" | OR-24-24-RD-30 | 723 | 1413 | 1583 | 396 | 494 | 557 | 918 | 46 |
| | 30" dia. | 30" | OR-30-30-RD-30 | 963 | 1688 | 1890 | 457 | 592 | 753 | 1141 | 59 |
| | 36" dia. | 30" | OR-36-36-RD-30 | 1285 | 2040 | 2285 | 578 | 746 | 1017 | 1436 | 74 |
| | 42" dia. | 30" | OR-42-42-RD-30 | 1680 | 2471 | 2767 | 754 | 882 | 1470 | 1935 | 104 |
| | 48" dia. | 30" | OR-48-48-RD-30 | 2212 | 3248 | 3638 | 876 | 1099 | 1715 | 2222 | 127 |

| Description | Top Size | | Model # | \$ List Price | | | | | | | Unpkgd. Wgt. # |
|--|----------|-----|----------------|---------------|--------------------|---------------------|-------|----------|------------------|------------|----------------|
| | Dia. | H | | Maple | Hickory, White Oak | Walnut, Mixed Woods | Vinyl | Edgeband | Laminate Overlay | Wood Edges | |
| 36" High, Round Orbit Table  | 24" dia. | 36" | OR-24-24-RD-36 | 808 | 1498 | 1668 | 481 | 579 | 642 | 1003 | |
| | 30" dia. | 36" | OR-30-30-RD-36 | 1048 | 1773 | 1975 | 542 | 677 | 838 | 1226 | |
| | 36" dia. | 36" | OR-36-36-RD-36 | 1370 | 2125 | 2370 | 663 | 831 | 1102 | 1521 | |
| | 42" dia. | 36" | OR-42-42-RD-36 | 1765 | 2556 | 2852 | 839 | 967 | 1555 | 2020 | |
| | 48" dia. | 36" | OR-48-48-RD-36 | 2297 | 3333 | 3723 | 961 | 1184 | 1800 | 2307 | |

| Description | Top Size | | Model # | \$ List Price | | | | | | | Unpkgd. Wgt. # |
|---|----------|-----|-------------------|---------------|--------------------|---------------------|-------|----------|------------------|------------|----------------|
| | Dia. | H | | Maple | Hickory, White Oak | Walnut, Mixed Woods | Vinyl | Edgeband | Laminate Overlay | Wood Edges | |
| 36" High, Round Orbit Table With Foot Ring  | 24" dia. | 36" | OR-24-24-RD-36-FR | 893 | 1583 | 1753 | 566 | 664 | 727 | 1088 | |
| | 30" dia. | 36" | OR-30-30-RD-36-FR | 1133 | 1858 | 2060 | 627 | 762 | 923 | 1311 | |
| | 36" dia. | 36" | OR-36-36-RD-36-FR | 1455 | 2210 | 2455 | 748 | 916 | 1187 | 1606 | |
| | 42" dia. | 36" | OR-42-42-RD-36-FR | 1850 | 2641 | 2937 | 924 | 1052 | 1640 | 2105 | |
| | 48" dia. | 36" | OR-48-48-RD-36-FR | 2382 | 3418 | 3808 | 1046 | 1269 | 1885 | 2392 | |

| Description | Top Size | | Model # | \$ List Price | | | | | | | Unpkgd. Wgt. # |
|--|----------|-----|----------------|---------------|--------------------|---------------------|-------|----------|------------------|------------|----------------|
| | Dia. | H | | Maple | Hickory, White Oak | Walnut, Mixed Woods | Vinyl | Edgeband | Laminate Overlay | Wood Edges | |
| 42" High, Round Orbit Table  | 24" dia. | 42" | OR-24-24-RD-42 | 808 | 1498 | 1668 | 481 | 579 | 642 | 1003 | |
| | 30" dia. | 42" | OR-30-30-RD-42 | 1048 | 1773 | 1975 | 542 | 677 | 838 | 1226 | |
| | 36" dia. | 42" | OR-36-36-RD-42 | 1370 | 2125 | 2370 | 663 | 831 | 1102 | 1521 | |
| | 42" dia. | 42" | OR-42-42-RD-42 | 1765 | 2556 | 2852 | 839 | 967 | 1555 | 2020 | |
| | 48" dia. | 42" | OR-48-48-RD-42 | 2297 | 3333 | 3723 | 961 | 1184 | 1800 | 2307 | |


| Description | Top Size | | Model # | \$ List Price | | | | | | | Unpkgd. Wgt. # |
|---|----------|-----|-------------------|---------------|--------------------|---------------------|-------|----------|------------------|------------|----------------|
| | Dia. | H | | Maple | Hickory, White Oak | Walnut, Mixed Woods | Vinyl | Edgeband | Laminate Overlay | Wood Edges | |
| 42" High, Round Orbit Table With Foot Ring  | 24" dia. | 42" | OR-24-24-RD-42-FR | 893 | 1583 | 1753 | 566 | 664 | 727 | 1088 | |
| | 30" dia. | 42" | OR-30-30-RD-42-FR | 1133 | 1858 | 2060 | 627 | 762 | 923 | 1311 | |
| | 36" dia. | 42" | OR-36-36-RD-42-FR | 1455 | 2210 | 2455 | 748 | 916 | 1187 | 1606 | |
| | 42" dia. | 42" | OR-42-42-RD-42-FR | 1850 | 2641 | 2937 | 924 | 1052 | 1640 | 2105 | |
| | 48" dia. | 42" | OR-48-48-RD-42-FR | 2382 | 3418 | 3808 | 1046 | 1269 | 1885 | 2392 | |


ORBIT TABLES — SQUARE TABLES - 30", 36", 42" HIGH


Solid Wood Table Edge Options


Laminate Table Top Edge Options




| Description | Top Size | | | Model # | \$ List Price | | | | | | | Unpkgd. Wgt. # |
|--|----------|-----|-----|----------------|---------------|--------------------|---------------------|-------|----------|------------------|------------|----------------|
| | W | L | H | | Maple | Hickory, White Oak | Walnut, Mixed Woods | Vinyl | Edgeband | Laminate Overlay | Wood Edges | |
|  30" High, Square Orbit Table | 24" | 24" | 30" | OR-24-24-SQ-30 | 705 | 1395 | 1562 | 396 | 494 | 469 | 583 | 46 |
| | 30" | 30" | 30" | OR-30-30-SQ-30 | 936 | 1656 | 1854 | 457 | 592 | 602 | 783 | 69 |
| | 36" | 36" | 30" | OR-36-36-SQ-30 | 1285 | 2040 | 2285 | 578 | 746 | 803 | 1055 | 85 |
| | 42" | 42" | 30" | OR-42-42-SQ-30 | 1630 | 2413 | 2702 | 754 | 882 | 1117 | 1553 | 126 |

| Description | Top Size | | | Model # | \$ List Price | | | | | | | Unpkgd. Wgt. # |
|--|----------|-----|-----|----------------|---------------|--------------------|---------------------|-------|----------|------------------|------------|----------------|
| | W | L | H | | Maple | Hickory, White Oak | Walnut, Mixed Woods | Vinyl | Edgeband | Laminate Overlay | Wood Edges | |
|  36" High, Square Orbit Table | 24" | 24" | 36" | OR-24-24-SQ-36 | 790 | 1480 | 1647 | 481 | 579 | 554 | 668 | |
| | 30" | 30" | 36" | OR-30-30-SQ-36 | 1021 | 1741 | 1939 | 542 | 677 | 687 | 868 | |
| | 36" | 36" | 36" | OR-36-36-SQ-36 | 1370 | 2125 | 2370 | 663 | 831 | 888 | 1140 | |
| | 42" | 42" | 36" | OR-42-42-SQ-36 | 1715 | 2498 | 2787 | 839 | 967 | 1202 | 1638 | |

| Description | Top Size | | | Model # | \$ List Price | | | | | | | Unpkgd. Wgt. # |
|---|----------|-----|-----|-------------------|---------------|--------------------|---------------------|-------|----------|------------------|------------|----------------|
| | W | L | H | | Maple | Hickory, White Oak | Walnut, Mixed Woods | Vinyl | Edgeband | Laminate Overlay | Wood Edges | |
|  36" High, Square Orbit Table With Foot Ring | 24" | 24" | 36" | OR-24-24-SQ-36-FR | 875 | 1565 | 1732 | 566 | 664 | 639 | 753 | |
| | 30" | 30" | 36" | OR-30-30-SQ-36-FR | 1106 | 1826 | 2024 | 627 | 762 | 772 | 953 | |
| | 36" | 36" | 36" | OR-36-36-SQ-36-FR | 1455 | 2210 | 2455 | 748 | 916 | 973 | 1225 | |
| | 42" | 42" | 36" | OR-42-42-SQ-36-FR | 1800 | 2583 | 2872 | 924 | 1052 | 1287 | 1723 | |

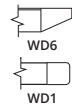
| Description | Top Size | | | Model # | \$ List Price | | | | | | | Unpkgd. Wgt. # |
|--|----------|-----|-----|----------------|---------------|--------------------|---------------------|-------|----------|------------------|------------|----------------|
| | W | L | H | | Maple | Hickory, White Oak | Walnut, Mixed Woods | Vinyl | Edgeband | Laminate Overlay | Wood Edges | |
|  42" High, Square Orbit Table | 24" | 24" | 42" | OR-24-24-SQ-42 | 790 | 1480 | 1647 | 481 | 579 | 554 | 668 | |
| | 30" | 30" | 42" | OR-30-30-SQ-42 | 1021 | 1741 | 1939 | 542 | 677 | 687 | 868 | |
| | 36" | 36" | 42" | OR-36-36-SQ-42 | 1370 | 2125 | 2370 | 663 | 831 | 888 | 1140 | |
| | 42" | 42" | 42" | OR-42-42-SQ-42 | 1715 | 2498 | 2787 | 839 | 967 | 1202 | 1638 | |


| Description | Top Size | | | Model # | \$ List Price | | | | | | | Unpkgd. Wgt. # |
|---|----------|-----|-----|-------------------|---------------|--------------------|---------------------|-------|----------|------------------|------------|----------------|
| | W | L | H | | Maple | Hickory, White Oak | Walnut, Mixed Woods | Vinyl | Edgeband | Laminate Overlay | Wood Edges | |
|  42" High, Square Orbit Table With Foot Ring | 24" | 24" | 42" | OR-24-24-SQ-42-FR | 875 | 1565 | 1732 | 566 | 664 | 639 | 753 | |
| | 30" | 30" | 42" | OR-30-30-SQ-42-FR | 1106 | 1826 | 2024 | 627 | 762 | 772 | 953 | |
| | 36" | 36" | 42" | OR-36-36-SQ-42-FR | 1455 | 2210 | 2455 | 748 | 916 | 973 | 1225 | |
| | 42" | 42" | 42" | OR-42-42-SQ-42-FR | 1800 | 2583 | 2872 | 924 | 1052 | 1287 | 1723 | |


ORBIT TABLES — RECTANGULAR TABLES - 30", 36", 42" HIGH


Solid Wood Table Edge Options


Laminate Table Top Edge Options




| Description | Top Size | | | Model # | \$ List Price | | | | | | | Unpkgd. Wgt. # |
|---|----------|-----|-----|----------------|---------------|--------------------|---------------------|-------|----------|------------------|------------|----------------|
| | W | L | H | | Maple | Hickory, White Oak | Walnut, Mixed Woods | Vinyl | Edgeband | Laminate Overlay | Wood Edges | |
|  30" High, Rectangular Orbit Table | 24" | 30" | 30" | OR-24-30-RT-30 | 809 | 1513 | 1695 | 422 | 602 | 534 | 670 | 61 |
| | 24" | 36" | 30" | OR-24-36-RT-30 | 935 | 1758 | 1968 | 479 | 618 | 625 | 788 | 67 |
| | 30" | 36" | 30" | OR-30-36-RT-30 | 1221 | 2026 | 2269 | 545 | 633 | 719 | 1270 | |

| Description | Top Size | | | Model # | \$ List Price | | | | | | | Unpkgd. Wgt. # |
|---|----------|-----|-----|----------------|---------------|--------------------|---------------------|-------|----------|------------------|------------|----------------|
| | W | L | H | | Maple | Hickory, White Oak | Walnut, Mixed Woods | Vinyl | Edgeband | Laminate Overlay | Wood Edges | |
|  36" High, Rectangular Orbit Table | 24" | 30" | 36" | OR-24-30-RT-36 | 894 | 1598 | 1780 | 507 | 687 | 619 | 755 | |
| | 24" | 36" | 36" | OR-24-36-RT-36 | 1020 | 1843 | 2053 | 564 | 703 | 710 | 873 | |
| | 30" | 36" | 36" | OR-30-36-RT-36 | 1391 | 2196 | 2439 | 715 | 803 | 889 | 1440 | |

| Description | Top Size | | | Model # | \$ List Price | | | | | | | Unpkgd. Wgt. # |
|--|----------|-----|-----|-------------------|---------------|--------------------|---------------------|-------|----------|------------------|------------|----------------|
| | W | L | H | | Maple | Hickory, White Oak | Walnut, Mixed Woods | Vinyl | Edgeband | Laminate Overlay | Wood Edges | |
|  36" High, Rectangular Orbit Table With Foot Ring | 24" | 30" | 36" | OR-24-30-RT-36-FR | 979 | 1683 | 1865 | 592 | 772 | 704 | 840 | |
| | 24" | 36" | 36" | OR-24-36-RT-36-FR | 1105 | 1928 | 2138 | 649 | 788 | 795 | 958 | |

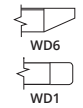
| Description | Top Size | | | Model # | \$ List Price | | | | | | | Unpkgd. Wgt. # |
|---|----------|-----|-----|----------------|---------------|--------------------|---------------------|-------|----------|------------------|------------|----------------|
| | W | L | H | | Maple | Hickory, White Oak | Walnut, Mixed Woods | Vinyl | Edgeband | Laminate Overlay | Wood Edges | |
|  42" High, Rectangular Orbit Table | 24" | 30" | 42" | OR-24-30-RT-42 | 894 | 1598 | 1780 | 507 | 687 | 619 | 755 | |
| | 24" | 36" | 42" | OR-24-36-RT-42 | 1020 | 1843 | 2053 | 564 | 703 | 710 | 873 | |
| | 30" | 36" | 42" | OR-30-36-RT-42 | 1391 | 2196 | 2439 | 715 | 803 | 889 | 1440 | |


| Description | Top Size | | | Model # | \$ List Price | | | | | | | Unpkgd. Wgt. # |
|--|----------|-----|-----|-------------------|---------------|--------------------|---------------------|-------|----------|------------------|------------|----------------|
| | W | L | H | | Maple | Hickory, White Oak | Walnut, Mixed Woods | Vinyl | Edgeband | Laminate Overlay | Wood Edges | |
|  42" High, Rectangular Orbit Table With Foot Ring | 24" | 30" | 42" | OR-24-30-RT-42-FR | 1064 | 1768 | 1950 | 677 | 857 | 789 | 925 | |
| | 24" | 36" | 42" | OR-24-36-RT-42-FR | 1190 | 2013 | 2223 | 734 | 873 | 880 | 1043 | |


ORBIT TABLES — RECTANGULAR TABLES - 30", 36", 42" HIGH


Solid Wood Table Edge Options

Laminate Table Top Edge Options



| Description | Top Size | | | Model # | \$ List Price | | | | | | | Unpkgd. Wgt. # |
|--|----------|-----|-----|----------------|---------------|--------------------|---------------------|-------|----------|------------------|------------|----------------|
| | W | L | H | | Maple | Hickory, White Oak | Walnut, Mixed Woods | Vinyl | Edgeband | Laminate Overlay | Wood Edges | |
|  <p>30" High, Rectangular Orbit Table With Two Bases</p> | 24" | 42" | 30" | OR-24-42-RT-30 | 1072 | 1895 | 2123 | 505 | 697 | 717 | 877 | 73 |
| | 24" | 48" | 30" | OR-24-48-RT-30 | 1189 | 2007 | 2248 | 545 | 737 | 764 | 978 | |
| | 24" | 60" | 30" | OR-24-60-RT-30 | 1640 | 2334 | 2614 | 771 | 1014 | 1056 | 1332 | |
| | 24" | 72" | 30" | OR-24-72-RT-30 | 1852 | 2662 | 2982 | 842 | 1094 | 1061 | 1510 | |
| | 30" | 42" | 30" | OR-30-42-RT-30 | 1234 | 2089 | 2340 | 568 | 733 | 826 | 935 | |
| | 30" | 48" | 30" | OR-30-48-RT-30 | 1360 | 2238 | 2507 | 604 | 801 | 876 | 1075 | |
| | 30" | 60" | 30" | OR-30-60-RT-30 | 1906 | 2747 | 3076 | 886 | 1084 | 1244 | 1612 | |
| | 30" | 72" | 30" | OR-30-72-RT-30 | 2173 | 3163 | 3542 | 961 | 1196 | 1402 | 1836 | |
| | 36" | 60" | 30" | OR-36-60-RT-30 | 2173 | 3163 | 3542 | 952 | 1191 | 1402 | 1836 | |
| | 36" | 72" | 30" | OR-36-72-RT-30 | 2493 | 3662 | 4101 | 1044 | 1239 | 1593 | 2102 | |

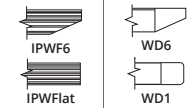
| Description | Top Size | | | Model # | \$ List Price | | | | | | | Unpkgd. Wgt. # |
|--|----------|-----|-----|----------------|---------------|--------------------|---------------------|-------|----------|------------------|------------|----------------|
| | W | L | H | | Maple | Hickory, White Oak | Walnut, Mixed Woods | Vinyl | Edgeband | Laminate Overlay | Wood Edges | |
|  <p>36" High, Rectangular Orbit Table With Two Bases</p> | 24" | 42" | 36" | OR-24-42-RT-36 | 1157 | 1980 | 2208 | 590 | 782 | 802 | 962 | |
| | 24" | 48" | 36" | OR-24-48-RT-36 | 1359 | 2177 | 2418 | 715 | 907 | 934 | 1148 | |
| | 24" | 60" | 36" | OR-24-60-RT-36 | 1810 | 2504 | 2784 | 941 | 1184 | 1226 | 1502 | |
| | 24" | 72" | 36" | OR-24-72-RT-36 | 2022 | 2832 | 3152 | 1012 | 1264 | 1231 | 1680 | |
| | 30" | 42" | 36" | OR-30-42-RT-36 | 1404 | 2259 | 2510 | 738 | 903 | 996 | 1105 | |
| | 30" | 48" | 36" | OR-30-48-RT-36 | 1530 | 2408 | 2677 | 774 | 971 | 1046 | 1245 | |
| | 30" | 60" | 36" | OR-30-60-RT-36 | 2076 | 2917 | 3246 | 1056 | 1254 | 1414 | 1782 | |
| | 30" | 72" | 36" | OR-30-72-RT-36 | 2343 | 3333 | 3712 | 1131 | 1366 | 1572 | 2006 | |
| | 36" | 60" | 36" | OR-36-60-RT-36 | 2343 | 3333 | 3712 | 1122 | 1361 | 1572 | 2006 | |
| | 36" | 72" | 36" | OR-36-72-RT-36 | 2663 | 3832 | 4271 | 1214 | 1409 | 1763 | 2272 | |


| Description | Top Size | | | Model # | \$ List Price | | | | | | | Unpkgd. Wgt. # |
|--|----------|-----|-----|-------------------|---------------|--------------------|---------------------|-------|----------|------------------|------------|----------------|
| | W | L | H | | Maple | Hickory, White Oak | Walnut, Mixed Woods | Vinyl | Edgeband | Laminate Overlay | Wood Edges | |
|  <p>36" High, Rectangular Orbit Table With Two Bases and Foot Ring</p> | 24" | 60" | 36" | OR-24-60-RT-36-FR | 1980 | 2674 | 2954 | 1111 | 1354 | 1396 | 1672 | |
| | 24" | 72" | 36" | OR-24-72-RT-36-FR | 2192 | 3002 | 3322 | 1182 | 1434 | 1401 | 1850 | |
| | 30" | 60" | 36" | OR-30-60-RT-36-FR | 2246 | 3087 | 3416 | 1226 | 1434 | 1584 | 1952 | |
| | 30" | 72" | 36" | OR-30-72-RT-36-FR | 2513 | 3503 | 3882 | 1301 | 1536 | 1742 | 2176 | |
| | 36" | 60" | 36" | OR-36-60-RT-36-FR | 2513 | 3503 | 3882 | 1292 | 1531 | 1742 | 2176 | |
| | 36" | 72" | 36" | OR-36-72-RT-36-FR | 2833 | 4002 | 4441 | 1384 | 1579 | 1933 | 2442 | |


ORBIT TABLES — RECTANGULAR TABLES - 30", 36", 42" HIGH

Solid Wood Table Edge Options

Laminate Table Top Edge Options



| Description | Top Size | | | Model # | \$ List Price | | | | | | | | Unpkgd. Wgt. # |
|--|----------|-----|-----|----------------|---------------|--------------------|---------------------|-------|----------|------------------|------------|--|----------------|
| | W | L | H | | Maple | Hickory, White Oak | Walnut, Mixed Woods | Vinyl | Edgeband | Laminate Overlay | Wood Edges | | |
|  42" High, Rectangular Orbit Table With Two Bases | 24" | 42" | 42" | OR-24-42-RT-42 | 1157 | 1980 | 2208 | 590 | 782 | 802 | 962 | | |
| | 24" | 48" | 42" | OR-24-48-RT-42 | 1359 | 2177 | 2418 | 715 | 907 | 934 | 1148 | | |
| | 24" | 60" | 42" | OR-24-60-RT-42 | 1810 | 2504 | 2784 | 941 | 1184 | 1226 | 1502 | | |
| | 24" | 72" | 42" | OR-24-72-RT-42 | 2022 | 2832 | 3152 | 1012 | 1264 | 1231 | 1680 | | |
| | 30" | 42" | 42" | OR-30-42-RT-42 | 1404 | 2259 | 2510 | 738 | 903 | 996 | 1105 | | |
| | 30" | 48" | 42" | OR-30-48-RT-42 | 1530 | 2408 | 2677 | 774 | 971 | 1046 | 1245 | | |
| | 30" | 60" | 42" | OR-30-60-RT-42 | 2076 | 2917 | 3246 | 1056 | 1254 | 1414 | 1782 | | |
| | 30" | 72" | 42" | OR-30-72-RT-42 | 2343 | 3333 | 3712 | 1131 | 1366 | 1572 | 2006 | | |
| | 36" | 60" | 42" | OR-36-60-RT-42 | 2343 | 3333 | 3712 | 1122 | 1361 | 1572 | 2006 | | |
| | 36" | 72" | 42" | OR-36-72-RT-42 | 2663 | 3832 | 4271 | 1214 | 1409 | 1763 | 2272 | | |

| Description | W | L | H | Model # | Maple | Hickory, White Oak | Walnut, Mixed Woods | Vinyl | Edgeband | Laminate Overlay | Wood Edges | Unpkgd. Wgt. # |
|--|-----|-----|-----|-------------------|-------|--------------------|---------------------|-------|----------|------------------|------------|----------------|
| | | | | | | | | | | | | |
|  42" High, Rectangular Orbit Table With Two Bases and Foot Ring | 24" | 60" | 42" | OR-24-60-RT-42-FR | 1980 | 2674 | 2954 | 1111 | 1354 | 1396 | 1672 | |
| | 24" | 72" | 42" | OR-24-72-RT-42-FR | 2192 | 3002 | 3322 | 1182 | 1434 | 1401 | 1850 | |
| | 30" | 60" | 42" | OR-30-60-RT-42-FR | 2246 | 3087 | 3416 | 1226 | 1424 | 1584 | 1952 | |
| | 30" | 72" | 42" | OR-30-72-RT-42-FR | 2513 | 3503 | 3882 | 1301 | 1536 | 1742 | 2176 | |
| | 36" | 60" | 42" | OR-36-60-RT-42-FR | 2513 | 3503 | 3882 | 1292 | 1531 | 1742 | 2176 | |
| | 36" | 72" | 42" | OR-36-72-RT-42-FR | 2833 | 4002 | 4441 | 1384 | 1579 | 1933 | 2442 | |



About the Collection

Spartan Tables feature an X-shaped or T-shaped cast iron base with a circular steel column. The Spartan series is available in round, square, or rectangle top shapes. Choose between 30" (dining), 36" (counter), or 42" (bar) height.

Standard Features

- Tops are available in square, round, or rectangular shapes
- Available top materials include solid wood in a variety of species and finishes or laminate tops of your choosing
- X-based shaped cast base with circular steel column
- Adjustable glides

Options & Accessories

| | | |
|---|-----|--------------------------|
| Purse Shelf: Vintee Surfaces – Additional Lead Time | 123 | \$250 |
| Self-Leveling Glides | 123 | \$12/T-Base, \$24/X-Base |
| Table-Flip Mechanism | 123 | \$140/Base |
| Table Connectors | 123 | \$75/Connection |
| Light Distressing | 123 | Call for Quote |
| Heavy Distressing | 123 | Call for Quote |

Required to Order

1. Model Number and Description
2. Wood or Laminate Top Finish
3. Table Top Edge Profile
4. Table Base Finish
5. Options, if selected (above)
6. Glides, if other than standard listed

Example:

SP-24-24-SQ-36, Table, Spartan, SP, 24-24, Square Shape, Counter Height, Solid Wood Top, Maple, Eased Edge, Olive Green Base & Column

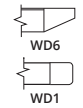
Notes & Tips






- * When specifying self-leveling glides, overall height of table increases by 1/4"
- * Assembly required
- * High gloss or low gloss clear coat not available

SPARTAN TABLES — ROUND TABLES - 30", 36", 42" HIGH

Solid Wood Table Edge Options

Laminate Table Top Edge Options








| Description | Top Size | | \$ List Price | | | | | | | | Unpkgd. Wgt. # |
|---|----------|-----|-------------------|-------|--------------------|---------------------|-------|----------|------------------|------------|----------------|
| | Dia. | H | Model # | Maple | Hickory, White Oak | Walnut, Mixed Woods | Vinyl | Edgeband | Laminate Overlay | Wood Edges | |
| 30" High, Round Spartan Table  | 24" dia. | 30" | SP-24-24-RD-30 | 581 | 1247 | 1397 | 392 | 446 | 553 | 913 | 36 |
| | 30" dia. | 30" | SP-30-30-RD-30 | 823 | 1523 | 1706 | 454 | 515 | 748 | 1136 | 48 |
| | 36" dia. | 30" | SP-36-36-RD-30 | 1123 | 1853 | 2076 | 563 | 640 | 1000 | 1421 | 64 |
| | 42" dia. | 30" | SP-42-42-RD-30 | 1869 | 2674 | 2994 | 842 | 956 | 1560 | 2014 | 85 |
| | | | | | | | | | | | |
| 36" High, Round Spartan Table  | 24" dia. | 36" | SP-24-24-RD-36 | 666 | 1332 | 1482 | 477 | 531 | 638 | 998 | |
| | 30" dia. | 36" | SP-30-30-RD-36 | 908 | 1608 | 1791 | 539 | 600 | 833 | 1221 | |
| | 36" dia. | 36" | SP-36-36-RD-36 | 1208 | 1938 | 2161 | 648 | 725 | 1085 | 1506 | |
| | | | | | | | | | | | |
| 36" High, Round Spartan Table With Foot Ring  | 24" dia. | 36" | SP-24-24-RD-36-FR | 751 | 1417 | 1567 | 562 | 616 | 723 | 1083 | |
| | 30" dia. | 36" | SP-30-30-RD-36-FR | 993 | 1693 | 1876 | 624 | 685 | 918 | 1306 | |
| | 36" dia. | 36" | SP-36-36-RD-36-FR | 1293 | 2023 | 2246 | 733 | 810 | 1170 | 1591 | |
| | | | | | | | | | | | |
| 42" High, Round Spartan Table  | 24" dia. | 42" | SP-24-24-RD-42 | 666 | 1332 | 1482 | 477 | 531 | 638 | 998 | |
| | 30" dia. | 42" | SP-30-30-RD-42 | 908 | 1608 | 1791 | 539 | 600 | 833 | 1221 | |
| | 36" dia. | 42" | SP-36-36-RD-42 | 1208 | 1938 | 2161 | 648 | 725 | 1085 | 1506 | |
| | | | | | | | | | | | |
| 42" High, Round Spartan Table With Foot Ring  | 24" dia. | 42" | SP-24-24-RD-42-FR | 751 | 1417 | 1567 | 562 | 616 | 723 | 1083 | |
| | 30" dia. | 42" | SP-30-30-RD-42-FR | 993 | 1693 | 1876 | 624 | 685 | 918 | 1306 | |
| | 36" dia. | 42" | SP-36-36-RD-42-FR | 1293 | 2023 | 2246 | 733 | 810 | 1170 | 1591 | |
| | | | | | | | | | | | |

SPARTAN TABLES — SQUARE TABLES - 30", 36", 42" HIGH

Solid Wood Table Edge Options

Laminate Table Top Edge Options

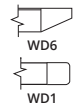







| Description | Top Size | | | Model # | \$ List Price | | | | | | | Unpkgd. Wgt. # |
|---|----------|-----|-----|-------------------|---------------|--------------------|---------------------|-------|----------|------------------|------------|----------------|
| | W | L | H | | Maple | Hickory, White Oak | Walnut, Mixed Woods | Vinyl | Edgeband | Laminate Overlay | Wood Edges | |
|  | 24" | 24" | 30" | SP-24-24-SQ-30 | 568 | 1231 | 1379 | 392 | 446 | 464 | 795 | 42 |
| | 30" | 30" | 30" | SP-30-30-SQ-30 | 799 | 1494 | 1673 | 465 | 515 | 610 | 1019 | 55 |
| | 36" | 36" | 30" | SP-36-36-SQ-30 | 1123 | 1853 | 2076 | 543 | 640 | 768 | 1262 | 75 |
| | 42" | 42" | 30" | SP-42-42-SQ-30 | 1817 | 2614 | 2928 | 842 | 1070 | 1207 | 1893 | 100 |
|  | 24" | 24" | 36" | SP-24-24-SQ-36 | 653 | 1316 | 1464 | 477 | 531 | 549 | 880 | |
| | 30" | 30" | 36" | SP-30-30-SQ-36 | 884 | 1579 | 1758 | 550 | 600 | 695 | 1104 | |
| | 36" | 36" | 36" | SP-36-36-SQ-36 | 1208 | 1938 | 2161 | 628 | 725 | 853 | 1347 | |
| | | | | | | | | | | | | |
|  | 24" | 24" | 36" | SP-24-24-SQ-36-FR | 738 | 1401 | 1549 | 562 | 616 | 634 | 965 | |
| | 30" | 30" | 36" | SP-30-30-SQ-36-FR | 969 | 1664 | 1843 | 635 | 685 | 780 | 1189 | |
| | 36" | 36" | 36" | SP-36-36-SQ-36-FR | 1293 | 2023 | 2246 | 713 | 810 | 938 | 1432 | |
| | | | | | | | | | | | | |
|  | 24" | 24" | 42" | SP-24-24-SQ-42 | 653 | 1316 | 1464 | 477 | 531 | 549 | 880 | |
| | 30" | 30" | 42" | SP-30-30-SQ-42 | 884 | 1579 | 1758 | 550 | 600 | 695 | 1104 | |
| | 36" | 36" | 42" | SP-36-36-SQ-42 | 1208 | 1938 | 2161 | 628 | 725 | 853 | 1347 | |
| | | | | | | | | | | | | |
|  | 24" | 24" | 42" | SP-24-24-SQ-42-FR | 738 | 1401 | 1549 | 562 | 616 | 634 | 965 | |
| | 30" | 30" | 42" | SP-30-30-SQ-42-FR | 969 | 1664 | 1843 | 635 | 685 | 780 | 1189 | |
| | 36" | 36" | 42" | SP-36-36-SQ-42-FR | 1293 | 2023 | 2246 | 713 | 810 | 938 | 1432 | |
| | | | | | | | | | | | | |

SPARTAN TABLES — RECTANGULAR TABLES - 30", 36", 42" HIGH

Solid Wood Table Edge Options

Laminate Table Top Edge Options

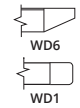



| Description | Top Size | | | Model # | \$ List Price | | | | | | | Unpkgd. Wgt. # |
|---|----------|-----|-----|-------------------|---------------|--------------------|---------------------|-------|----------|------------------|------------|----------------|
| | W | L | H | | Maple | Hickory, White Oak | Walnut, Mixed Woods | Vinyl | Edgeband | Laminate Overlay | Wood Edges | |
|  | 24" | 30" | 30" | SP-24-30-RT-30 | 670 | 1349 | 1510 | 419 | 477 | 529 | 888 | 50 |
| | 24" | 36" | 30" | SP-24-36-RT-30 | 798 | 1434 | 1607 | 461 | 520 | 605 | 997 | 56 |
| | 24" | 42" | 30" | SP-24-42-RT-30 | 907 | 1518 | 1700 | 490 | 552 | 699 | 1090 | 65 |
| | 30" | 36" | 30" | SP-30-36-RT-30 | 956 | 1621 | 1816 | 518 | 582 | 690 | 1138 | 65 |
|  | 24" | 30" | 36" | SP-24-30-RT-36 | 755 | 1434 | 1595 | 504 | 562 | 614 | 973 | |
| | 24" | 36" | 36" | SP-24-36-RT-36 | 883 | 1519 | 1692 | 546 | 605 | 690 | 1082 | |
| | 24" | 42" | 36" | SP-24-42-RT-36 | 992 | 1603 | 1785 | 575 | 637 | 784 | 1175 | |
| | 30" | 36" | 36" | SP-30-36-RT-36 | 1041 | 1706 | 1901 | 603 | 667 | 775 | 1223 | |
|  | 24" | 30" | 36" | SP-24-30-RT-36-FR | 840 | 1519 | 1680 | 589 | 647 | 699 | 1058 | |
| | 24" | 36" | 36" | SP-24-36-RT-36-FR | 968 | 1604 | 1777 | 631 | 690 | 775 | 1167 | |
| | 24" | 42" | 36" | SP-24-42-RT-36-FR | 1077 | 1688 | 1870 | 660 | 722 | 869 | 1260 | |
| | 30" | 36" | 36" | SP-30-36-RT-36-FR | 1126 | 1791 | 1986 | 688 | 752 | 860 | 1308 | |
|  | 24" | 30" | 42" | SP-24-30-RT-42 | 755 | 1434 | 1595 | 504 | 562 | 614 | 973 | |
| | 24" | 36" | 42" | SP-24-36-RT-42 | 883 | 1519 | 1692 | 546 | 605 | 690 | 1082 | |
| | 24" | 42" | 42" | SP-24-42-RT-42 | 992 | 1603 | 1785 | 575 | 637 | 784 | 1175 | |
| | 30" | 36" | 42" | SP-30-36-RT-42 | 1041 | 1706 | 1901 | 603 | 667 | 775 | 1223 | |
|  | 24" | 30" | 42" | SP-24-30-RT-42-FR | 840 | 1519 | 1680 | 589 | 647 | 699 | 1058 | |
| | 24" | 36" | 42" | SP-24-36-RT-42-FR | 968 | 1604 | 1777 | 631 | 690 | 775 | 1167 | |
| | 24" | 42" | 42" | SP-24-42-RT-42-FR | 1077 | 1688 | 1870 | 660 | 722 | 869 | 1260 | |
| | 30" | 36" | 42" | SP-30-36-RT-42-FR | 1077 | 1688 | 1870 | 660 | 752 | 869 | 1260 | |


SPARTAN TABLES — RECTANGULAR TABLES - 30", 36", 42" HIGH


Solid Wood Table Edge Options

Laminate Table Top Edge Options



| Description | Top Size | | | Model # | \$ List Price | | | | | | | Unpkgd. Wgt. # |
|---|----------|-----|-----|----------------|---------------|--------------------|---------------------|-------|----------|------------------|------------|----------------|
| | W | L | H | | Maple | Hickory, White Oak | Walnut, Mixed Woods | Vinyl | Edgeband | Laminate Overlay | Wood Edges | |
| 30" High, Rectangular Spartan Table With T-Bases  | 24" | 48" | 30" | SP-24-48-RT-30 | 1242 | 1857 | 2081 | 537 | 619 | 744 | 1140 | 70 |
| | 24" | 60" | 30" | SP-24-60-RT-30 | 1344 | 1985 | 2224 | 732 | 779 | 1015 | 1541 | |
| | 24" | 72" | 30" | SP-24-72-RT-30 | 1558 | 2317 | 2596 | 804 | 857 | 1021 | 1730 | |
| | 30" | 48" | 30" | SP-30-48-RT-30 | 1305 | 1940 | 2172 | 557 | 658 | 829 | 1352 | |
| | 30" | 60" | 30" | SP-30-60-RT-30 | 1609 | 2398 | 2686 | 760 | 848 | 1101 | 1587 | |
| | 30" | 72" | 30" | SP-30-72-RT-30 | 1877 | 2814 | 3152 | 836 | 930 | 1146 | 1821 | |

| Description | Top Size | | | Model # | \$ List Price | | | | | | | Unpkgd. Wgt. # |
|---|----------|-----|-----|----------------|---------------|--------------------|---------------------|-------|----------|------------------|------------|----------------|
| | W | L | H | | Maple | Hickory, White Oak | Walnut, Mixed Woods | Vinyl | Edgeband | Laminate Overlay | Wood Edges | |
| 36" High, Rectangular Spartan Table With T-Bases  | 24" | 48" | 36" | SP-24-48-RT-36 | 1412 | 2027 | 2251 | 707 | 789 | 914 | 1310 | |
| | 24" | 60" | 36" | SP-24-60-RT-36 | 1514 | 2155 | 2394 | 902 | 949 | 1185 | 1711 | |
| | 24" | 72" | 36" | SP-24-72-RT-36 | 1728 | 2487 | 2766 | 974 | 1027 | 1191 | 1900 | |
| | 30" | 48" | 36" | SP-30-48-RT-36 | 1475 | 2110 | 2342 | 727 | 828 | 999 | 1522 | |
| | 30" | 60" | 36" | SP-30-60-RT-36 | 1779 | 2568 | 2856 | 930 | 1018 | 1271 | 1757 | |
| | 30" | 72" | 36" | SP-30-72-RT-36 | 2047 | 2984 | 3322 | 1006 | 1100 | 1316 | 1991 | |






| Description | Top Size | | | Model # | \$ List Price | | | | | | | Unpkgd. Wgt. # |
|---|----------|-----|-----|----------------|---------------|--------------------|---------------------|-------|----------|------------------|------------|----------------|
| | W | L | H | | Maple | Hickory, White Oak | Walnut, Mixed Woods | Vinyl | Edgeband | Laminate Overlay | Wood Edges | |
| 42" High, Rectangular Spartan Table With T-Bases  | 24" | 48" | 42" | SP-24-48-RT-42 | 1412 | 2027 | 2251 | 707 | 789 | 914 | 1310 | |
| | 24" | 60" | 42" | SP-24-60-RT-42 | 1514 | 2155 | 2394 | 902 | 949 | 1185 | 1711 | |
| | 24" | 72" | 42" | SP-24-72-RT-42 | 1728 | 2487 | 2766 | 974 | 1027 | 1191 | 1900 | |
| | 30" | 48" | 42" | SP-30-48-RT-42 | 1475 | 2110 | 2342 | 727 | 828 | 999 | 1522 | |
| | 30" | 60" | 42" | SP-30-60-RT-42 | 1779 | 2568 | 2856 | 930 | 1018 | 1271 | 1757 | |
| | 30" | 72" | 42" | SP-30-72-RT-42 | 2047 | 2984 | 3322 | 1006 | 1100 | 1316 | 1991 | |

SPARTAN TABLES — RECTANGULAR TABLES - 30", 36", 42" HIGH

Solid Wood Table Edge Options

Laminate Table Top Edge Options

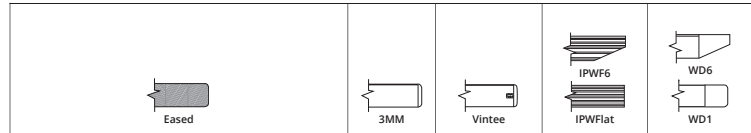


| Description | Top Size | | | Model # | \$ List Price | | | | | | | Unpkgd. Wgt. # |
|--|--|-----|-----|-------------------|-------------------|--------------------|---------------------|-------|----------|------------------|------------|----------------|
| | W | L | H | | Maple | Hickory, White Oak | Walnut, Mixed Woods | Vinyl | Edgeband | Laminate Overlay | Wood Edges | |
|  <p>30" High, Rectangular Spartan Table With Two X-Bases</p> | 36" | 60" | 30" | SP-36-60-RT-30 | 1894 | 2835 | 3175 | 891 | 938 | 1343 | 2047 | |
| | 36" | 72" | 30" | SP-36-72-RT-30 | 2224 | 3344 | 3744 | 1010 | 1062 | 1552 | 2425 | |
| |  <p>36" High, Rectangular Spartan Table With Two X-Bases</p> | 36" | 60" | 36" | SP-36-60-RT-36 | 2064 | 3005 | 3345 | 1061 | 1108 | 1513 | 2217 |
| 36" | | 72" | 36" | SP-36-72-RT-36 | 2394 | 3514 | 3914 | 1180 | 1232 | 1722 | 2595 | |
|  <p>36" High, Rectangular Spartan Table With Two X-Bases With Foot Rings</p> | | 36" | 60" | 36" | SP-36-60-RT-36-FR | 2234 | 3175 | 3515 | 1231 | 1278 | 1683 | 2387 |
| | 36" | 72" | 36" | SP-36-72-RT-36-FR | 2564 | 3684 | 4084 | 1350 | 1402 | 1892 | 2765 | |
| |  <p>42" High, Rectangular Spartan Table With Two X-Bases</p> | 36" | 60" | 42" | SP-36-60-RT-42 | 2064 | 3005 | 3345 | 1061 | 1108 | 1513 | 2217 |
| 36" | | 72" | 42" | SP-36-72-RT-42 | 2394 | 3514 | 3914 | 1180 | 1232 | 1722 | 2595 | |
|  <p>42" High, Rectangular Spartan Table With Two X-Bases With Foot Rings</p> | | 36" | 60" | 42" | SP-36-60-RT-42-FR | 2234 | 3175 | 3515 | 1231 | 1278 | 1683 | 2387 |
| | 36" | 72" | 42" | SP-36-72-RT-42-FR | 2564 | 3684 | 4084 | 1350 | 1402 | 1892 | 2765 | |

SPARTAN TABLES — SQUARE-TO-ROUND TABLES - 30" HIGH

Solid Wood Table Edge Options

Laminate Table Top Edge Options



| Description | Top Size | | | Model # | | | | \$ List Price | | | | Unpkgd. Wgt. # |
|---|----------|-----|-----|------------------|-------|--------------------|---------------------|---------------|-------|------------------|------------|----------------|
| | W | L | H | | Maple | Hickory, White Oak | Walnut, Mixed Woods | Edgeband | Vinyl | Laminate Overlay | Wood Edges | |
| 30" High, Square-to-Round Spartan Table | 30" | 42" | 30" | SP-30-42-SQRD-30 | 2629 | 3816 | 4273 | 1362 | N/A | N/A | N/A | 80 |



PEDESTAL TABLES - STEEL BASE

BOWEN OUTDOOR TABLES



About the Collection

The Bowen Outdoor Pedestal Table features a 3" round powder coated steel column and plate base with a durable outdoor slatted high-density polyethylene (HDPE) top surface. HDPE is a sustainable wood alternative made primarily from recycled plastic.. Choose between 30" (dining), 36" (counter), or 42" (bar) height.

Standard Features

- Top surface available in HDPE materials suitable for the outdoors.
- HDPE is a sustainable dimensional wood alternative made primarily from recycled and recyclable plastic. It is a high-performance, low maintenance material that is color stable and will never splinter, crack nor chip.
- Tops are available in square or rectangular shapes
- 3" round steel column
- Steel base finished in the powder coat color of your choice
- Slats are 5.5" wide spaced .375" apart for easy cleaning
- Bullnose edge profile
- 2.5" Radius corners on tops and base plate
- Plastic glides

Required to Order

1. Model Number and Description
2. Wood Top Finish
3. Metal Finish

Example:

BWP-24-29-RT-30; 30" High Bowen Outdoor Communal Table; Black Top, Ink Black base

Notes & Tips

- * Assembly required
- * High gloss and low gloss clear coat not available on Bowen Outdoor Tables

BOWEN OUTDOOR TABLES — SQUARE TABLES - 30", 36", 42" HIGH

| Description | Top Size | | | | \$ List Price | Unpkgd. Wgt. # |
|------------------------------|----------|-----|-----|-----------------|---------------|----------------|
| | W | L | H | Model # | | |
| 30" High, Square Bowen Table | | | | | HDPE | |
| | 24" | 24" | 30" | BWP-24-24-SQ-30 | 1317 | 69 |
| | 30" | 29" | 30" | BWP-30-29-SQ-30 | 1593 | 113 |
| | 36" | 35" | 30" | BWP-36-35-SQ-30 | 2158 | 187 |



| Description | Top Size | | | | \$ List Price | Unpkgd. Wgt. # |
|------------------------------|----------|-----|-----|-----------------|---------------|----------------|
| | W | L | H | Model # | | |
| 36" High, Square Bowen Table | | | | | HDPE | |
| | 24" | 24" | 36" | BWP-24-24-SQ-36 | 1402 | |
| | 30" | 29" | 36" | BWP-30-29-SQ-36 | 1678 | |
| | 36" | 35" | 36" | BWP-36-35-SQ-36 | 2243 | |



| Description | Top Size | | | | \$ List Price | Unpkgd. Wgt. # |
|------------------------------|----------|-----|-----|-----------------|---------------|----------------|
| | W | L | H | Model # | | |
| 42" High, Square Bowen Table | | | | | HDPE | |
| | 24" | 24" | 42" | BWP-24-24-SQ-42 | 1402 | |
| | 30" | 29" | 42" | BWP-30-29-SQ-42 | 1678 | |
| | 36" | 35" | 42" | BWP-36-35-SQ-42 | 2243 | |



BOWEN OUTDOOR TABLES — RECTANGULAR TABLES - 30", 36", 42" HIGH

| Description | Top Size | | | Model # | \$ List Price | Unpkgd. Wgt. # |
|-----------------------------------|----------|-----|-----|-----------------|---------------|----------------|
| | W | L | H | | | |
| 30" High, Rectangular Bowen Table | | | | | HDPE | |
| | 24" | 29" | 30" | BWP-24-29-RT-30 | 1525 | 98 |
| | 24" | 35" | 30" | BWP-24-35-RT-30 | 1723 | 165 |
| | 30" | 36" | 30" | BWP-30-35-RT-30 | 2066 | 187 |



| Description | Top Size | | | Model # | \$ List Price | Unpkgd. Wgt. # |
|-----------------------------------|----------|-----|-----|-----------------|---------------|----------------|
| | W | L | H | | | |
| 36" High, Rectangular Bowen Table | | | | | HDPE | |
| | 24" | 29" | 36" | BWP-24-29-RT-36 | 1610 | |
| | 24" | 35" | 36" | BWP-24-35-RT-36 | 1808 | |
| | 30" | 36" | 36" | BWP-30-35-RT-36 | 2151 | |



| Description | Top Size | | | Model # | \$ List Price | Unpkgd. Wgt. # |
|-----------------------------------|----------|-----|-----|-----------------|---------------|----------------|
| | W | L | H | | | |
| 42" High, Rectangular Bowen Table | | | | | HDPE | |
| | 24" | 29" | 42" | BWP-24-29-RT-42 | 1610 | |
| | 24" | 35" | 42" | BWP-24-35-RT-42 | 1808 | |
| | 30" | 36" | 42" | BWP-30-35-RT-42 | 2151 | |



BOWEN OUTDOOR TABLES — ROUND TABLES - 30", 36", 42" HIGH

| Description | Top Size | | | | \$ List Price | Unpkgd. Wgt. # |
|-----------------------------|----------|-----|-----|-----------------|---------------|----------------|
| | W | L | H | Model # | | |
| 30" High, Round Bowen Table | | | | | HDPE | |
| | 23" | 23" | 30" | BWP-23-23-RD-30 | 1317 | |
| | 29" | 29" | 30" | BWP-29-29-RD-30 | 1593 | |
| | 35" | 35" | 30" | BWP-35-35-RD-30 | 2158 | |



| Description | Top Size | | | | \$ List Price | Unpkgd. Wgt. # |
|-----------------------------|----------|-----|-----|-----------------|---------------|----------------|
| | W | L | H | Model # | | |
| 36" High, Round Bowen Table | | | | | HDPE | |
| | 23" | 23" | 36" | BWP-23-23-RD-36 | 1402 | |
| | 29" | 29" | 36" | BWP-29-29-RD-36 | 1678 | |
| | 35" | 35" | 36" | BWP-35-35-RD-36 | 2243 | |



| Description | Top Size | | | | \$ List Price | Unpkgd. Wgt. # |
|-----------------------------|----------|-----|-----|-----------------|---------------|----------------|
| | W | L | H | Model # | | |
| 42" High, Round Bowen Table | | | | | HDPE | |
| | 23" | 23" | 42" | BWP-23-23-RD-42 | 1402 | |
| | 29" | 29" | 42" | BWP-29-29-RD-42 | 1678 | |
| | 35" | 35" | 42" | BWP-35-35-RD-42 | 2243 | |





About the Collection

Brady Pedestal Tables feature a square steel base with square steel columns. The Brady series is available in round, square, or rectangle top shapes. Choose between 30" (dining), 36" (counter), or 42" (bar) height.

Standard Features

- Tops are available in square, round, or rectangular shapes
- Available top materials include solid wood in a variety of species and finishes or laminate tops of your choosing
- The column is 4" square steel unit
- Square shaped base with a square steel column
- The base is finished in the metal finish of your choice
- Felt glides

Options & Accessories

| | | |
|-------------------|-----|----------------|
| Light Distressing | 123 | Call for Quote |
| Heavy Distressing | 123 | Call for Quote |

Required to Order

1. Model Number and Description
2. Wood or Laminate Top Finish
3. Table Top Edge Profile
4. Table Base Finish
5. Options, if selected (above)

Example:

BRP-24-24-SQ-36, Table, Brady Pedestal, BRP, 24-24, Square Shape, Counter Height, Solid Wood Top, Maple, Eased Edge, Olive Green Base & Column

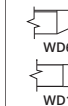
Notes & Tips

- * Assembly required
- * Please note, round and square tops that are larger than 36" will require an additional column or base

BRADY TABLES — ROUND TABLES - 30", 36", 42" HIGH

Solid Wood Table Edge Options

Laminate Table Top Edge Options



Eased

Bullnose


WF6


Vintee


3MM

IPWF6
IPWFlat

WD6
WD1

| Description | Top Size | | Model # | \$ List Price | | | | | | | Unpkgd. Wgt. # |
|--|----------|-----|-----------------|---------------|--------------------|---------------------|-------|----------|------------------|------------|----------------|
| | Dia. | H | | Maple | Hickory, White Oak | Walnut, Mixed Woods | Vinyl | Edgeband | Laminate Overlay | Wood Edges | |
| 30" High, Round Brady Table  | 30" dia. | 30" | BRP-30-30-RD-30 | 1132 | 1893 | 2121 | 974 | 847 | 1343 | 1871 | 84 |
| | 36" dia. | 30" | BRP-36-36-RD-30 | 1423 | 2213 | 2478 | 1096 | 956 | 1652 | 2219 | 94 |

| | | | | | | | | | | | |
|--|----------|-----|-----------------|------|------|------|------|------|------|------|--|
| 36" High, Round Brady Table  | 30" dia. | 36" | BRP-30-30-RD-36 | 1217 | 1978 | 2206 | 1059 | 932 | 1428 | 1956 | |
| | 36" dia. | 36" | BRP-36-36-RD-36 | 1508 | 2298 | 2563 | 1181 | 1041 | 1737 | 2304 | |

| | | | | | | | | | | | |
|--|----------|-----|-----------------|------|------|------|------|------|------|------|--|
| 42" High, Round Brady Table  | 30" dia. | 42" | BRP-30-30-RD-42 | 1217 | 1978 | 2206 | 1059 | 932 | 1428 | 1956 | |
| | 36" dia. | 42" | BRP-36-36-RD-42 | 1508 | 2298 | 2563 | 1181 | 1041 | 1737 | 2304 | |

BRADY TABLES — SQUARE TABLES - 30", 36", 42" HIGH

Solid Wood Table Edge Options

Laminate Table Top Edge Options



Eased

Bullnose


WF6


Vintee


3MM

IPWF6
IPWFlat

WD6
WD1

| Description | Top Size | | | Model # | \$ List Price | | | | | | | Unpkgd. Wgt. # |
|--|----------|-----|-----|-----------------|---------------|--------------------|---------------------|-------|----------|------------------|------------|----------------|
| | W | L | H | | Maple | Hickory, White Oak | Walnut, Mixed Woods | Vinyl | Edgeband | Laminate Overlay | Wood Edges | |
|  30" High, Square Brady Table | 24" | 24" | 30" | BRP-24-24-SQ-30 | 830 | 1546 | 1733 | 743 | 724 | 830 | 997 | 69 |
| | 30" | 30" | 30" | BRP-30-30-SQ-30 | 1090 | 1844 | 2065 | 974 | 828 | 1152 | 1415 | 98 |
| | 36" | 36" | 30" | BRP-36-36-SQ-30 | 1406 | 2194 | 2458 | 1096 | 938 | 1373 | 1732 | 113 |

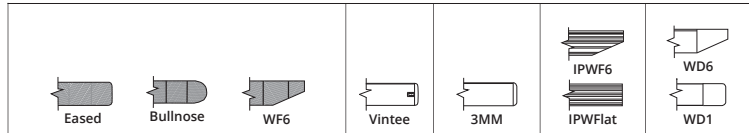
| Description | Top Size | | | Model # | \$ List Price | | | | | | | Unpkgd. Wgt. # |
|--|----------|-----|-----|-----------------|---------------|--------------------|---------------------|-------|----------|------------------|------------|----------------|
| | W | L | H | | Maple | Hickory, White Oak | Walnut, Mixed Woods | Vinyl | Edgeband | Laminate Overlay | Wood Edges | |
|  36" High, Square Brady Table | 24" | 24" | 36" | BRP-24-24-SQ-36 | 915 | 1631 | 1818 | 828 | 809 | 915 | 1082 | |
| | 30" | 30" | 36" | BRP-30-30-SQ-36 | 1175 | 1929 | 2150 | 1059 | 913 | 1237 | 1500 | |
| | 36" | 36" | 36" | BRP-36-36-SQ-36 | 1491 | 2279 | 2543 | 1181 | 1023 | 1458 | 1817 | |

| Description | Top Size | | | Model # | \$ List Price | | | | | | | Unpkgd. Wgt. # |
|--|----------|-----|-----|-----------------|---------------|--------------------|---------------------|-------|----------|------------------|------------|----------------|
| | W | L | H | | Maple | Hickory, White Oak | Walnut, Mixed Woods | Vinyl | Edgeband | Laminate Overlay | Wood Edges | |
|  42" High, Square Brady Table | 24" | 24" | 42" | BRP-24-24-SQ-42 | 915 | 1631 | 1818 | 828 | 809 | 915 | 1082 | |
| | 30" | 30" | 42" | BRP-30-30-SQ-42 | 1175 | 1929 | 2150 | 1059 | 913 | 1237 | 1500 | |
| | 36" | 36" | 42" | BRP-36-36-SQ-42 | 1491 | 2279 | 2543 | 1181 | 1023 | 1458 | 1817 | |

BRADY TABLES — RECTANGULAR TABLES - 30", 36", 42" HIGH

Solid Wood Table Edge Options

Laminate Table Top Edge Options



| Description | Top Size | | | Model # | \$ List Price | | | | | | | Unpkgd. Wgt. # |
|-----------------------------------|----------|-----|-----|-----------------|---------------|--------------------|---------------------|-------|----------|------------------|------------|----------------|
| | W | L | H | | Maple | Hickory, White Oak | Walnut, Mixed Woods | Vinyl | Edgeband | Laminate Overlay | Wood Edges | |
| 30" High, Rectangular Brady Table | 24" | 30" | 30" | BRP-24-30-RT-30 | 1041 | 1794 | 2009 | 842 | 873 | 974 | 1167 | |
| | 24" | 36" | 30" | BRP-24-36-RT-30 | 1164 | 1871 | 2096 | 879 | 905 | 1054 | 1277 | |
| | 30" | 36" | 30" | BRP-30-36-RT-30 | 1319 | 2055 | 2302 | 946 | 969 | 1159 | 1444 | |



About the Collection

Cassandra Tables feature an X-shaped or 4-column base with circular steel columns. The Cassandra series is available in round, square, or rectangle top shapes. Choose between 30" (dining), 36" (counter), or 42" (bar) height.

Standard Features

- Tops are available in square, round, or rectangular shapes
- Available top materials include solid wood in a variety of species and finishes or laminate tops of your choosing
- X-shaped base with a circular steel column
- The base is finished in the metal finish of your choice
- Adjustable glides

Options & Accessories

| | | |
|---|-----|--------------------------|
| Purse Shelf: Vintee Surfaces – Additional Lead Time | 123 | \$250 |
| Self-Leveling Glides | 123 | \$14/T-Base, \$24/X-Base |
| Table-Flip Mechanism | 123 | \$140/Base |
| Table Connectors | 123 | \$75/Connection |

Required to Order

1. Model Number and Description
2. Wood or Laminate Top Finish
3. Table Top Edge Profile
4. Table Base Finish
5. Options, if selected (above)
6. Glides, if other than standard listed

Example:

CA-24-24-SQ-36, Table, Cassandra, CA, 24-24, Square Shape, Counter Height, Solid Wood Top, Maple, Eased Edge, Olive Green Base & Column

Notes & Tips

- * When specifying self-leveling glides, overall height of table increases by 1/4"
- * Assembly required
- * Please note, round and square tops that are larger than 36" will require an additional column or base

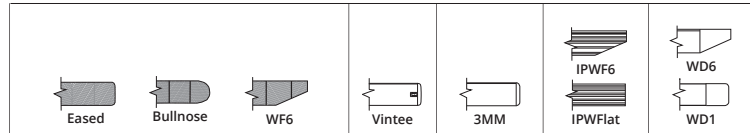
The following laminate tops are produced with a 2-pc top. Laminate with woodgrain pattern can not be guaranteed to have a perfect match of the grain pattern. Solid laminate recommended.





- * Exposed ply edge: 54", 60", 72"
- * Vinyl & wood edge: 72"

CASSANDRA TABLES — ROUND TABLES - 30", 36", 42" HIGH

Solid Wood Table Edge Options

Laminate Table Top Edge Options

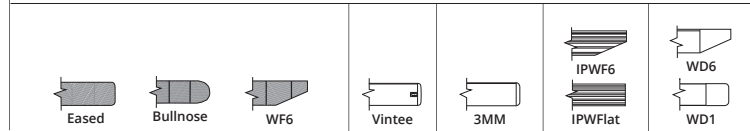






| Description | Top Size | | | \$ List Price | | | | | | | Unpkgd. Wgt. # |
|--|----------|-----|-------------------|---------------|--------------------|---------------------|-------|----------|------------------|------------|----------------|
| | Dia. | H | Model # | Maple | Hickory, White Oak | Walnut, Mixed Woods | Vinyl | Edgeband | Laminate Overlay | Wood Edges | |
| 30" High, Round Cassandra Table  | 24" dia. | 30" | CA-24-24-RD-30 | 831 | 1540 | 1725 | 518 | 665 | 704 | 1152 | 44 |
| | 30" dia. | 30" | CA-30-30-RD-30 | 1071 | 1814 | 2032 | 590 | 733 | 938 | 1376 | 57 |
| | 36" dia. | 30" | CA-36-36-RD-30 | 1396 | 2172 | 2433 | 701 | 870 | 1220 | 1722 | 75 |
| | | | | | | | | | | | |
| 36" High, Round Cassandra Table  | 24" dia. | 36" | CA-24-24-RD-36 | 916 | 1625 | 1810 | 603 | 750 | 789 | 1237 | |
| | 30" dia. | 36" | CA-30-30-RD-36 | 1156 | 1899 | 2117 | 675 | 818 | 1023 | 1461 | |
| | 36" dia. | 36" | CA-36-36-RD-36 | 1481 | 2257 | 2518 | 786 | 955 | 1305 | 1807 | |
| | | | | | | | | | | | |
| 36" High, Round Cassandra Table With Foot Ring  | 24" dia. | 36" | CA-24-24-RD-36-FR | 1001 | 1710 | 1895 | 688 | 835 | 874 | 1322 | |
| | 30" dia. | 36" | CA-30-30-RD-36-FR | 1241 | 1984 | 2202 | 760 | 903 | 1108 | 1546 | |
| | 36" dia. | 36" | CA-36-36-RD-36-FR | 1566 | 2342 | 2603 | 871 | 1040 | 1390 | 1892 | |
| | | | | | | | | | | | |
| 42" High, Round Cassandra Table  | 24" dia. | 42" | CA-24-24-RD-42 | 916 | 1625 | 1810 | 603 | 750 | 789 | 1237 | |
| | 30" dia. | 42" | CA-30-30-RD-42 | 1156 | 1899 | 2117 | 675 | 818 | 1023 | 1461 | |
| | 36" dia. | 42" | CA-36-36-RD-42 | 1481 | 2257 | 2518 | 786 | 955 | 1305 | 1807 | |
| | | | | | | | | | | | |

CASSANDRA TABLES — ROUND TABLES - 30", 36", 42" HIGH

Solid Wood Table Edge Options

Laminate Table Top Edge Options









| Description | Top Size | | \$ List Price | | | | | | | | Unpkgd. Wgt. # |
|---|----------|-----|-------------------|-------|--------------------|---------------------|-------|----------|------------------|------------|----------------|
| | Dia. | H | Model # | Maple | Hickory, White Oak | Walnut, Mixed Woods | Vinyl | Edgeband | Laminate Overlay | Wood Edges | |
| 42" High, Round Cassandra Table With Foot Ring  | 24" dia. | 42" | CA-24-24-RD-42-FR | 1001 | 1710 | 1895 | 688 | 835 | 874 | 1322 | |
| | 30" dia. | 42" | CA-30-30-RD-42-FR | 1241 | 1984 | 2202 | 760 | 903 | 1108 | 1546 | |
| | 36" dia. | 42" | CA-42-42-RD-42-FR | 1566 | 2342 | 2603 | 871 | 1040 | 1390 | 1892 | |
| | | | | | | | | | | | |
| 30" High, Round Cassandra Table With Four Columns  | 42" dia. | 30" | CA-42-42-RD-30 | 2125 | 2970 | 3326 | 1138 | 1298 | 1982 | 2531 | |
| | 48" dia. | 30" | CA-48-48-RD-30 | 2544 | 3637 | 4074 | 1239 | 1661 | 2227 | 2844 | |
| | 54" dia. | 30" | CA-54-54-RD-30 | 3063 | 4419 | 4948 | 1471 | 1836 | 2851 | 3686 | |
| | 60" dia. | 30" | CA-60-60-RD-30 | 3691 | 5353 | 5995 | 1737 | N/A | 3078 | 3922 | |
| | | | | | | | | | | | |
| 36" High, Round Cassandra Table With Four Columns  | 42" dia. | 36" | CA-42-42-RD-36 | 2465 | 3310 | 3666 | 1478 | 1638 | 2322 | 2871 | |
| | | | | | | | | | | | |
| 42" High, Round Cassandra Table With Four Columns  | 42" dia. | 42" | CA-42-42-RD-42 | 2465 | 3310 | 3666 | 1478 | 1638 | 2322 | 2871 | |
| | | | | | | | | | | | |

CASSANDRA TABLES — SQUARE TABLES - 30", 36", 42" HIGH

Solid Wood Table Edge Options

Laminate Table Top Edge Options

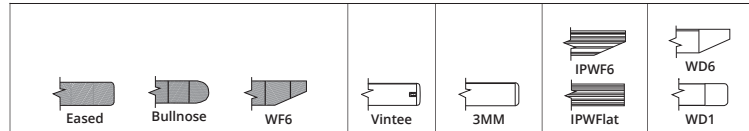



| Description | Top Size | | | Model # | \$ List Price | | | | | | | Unpkgd. Wgt. # |
|---|----------|-----|-----|-------------------|---------------|--------------------|---------------------|-------|----------|------------------|------------|----------------|
| | W | L | H | | Maple | Hickory, White Oak | Walnut, Mixed Woods | Vinyl | Edgeband | Laminate Overlay | Wood Edges | |
|  | 24" | 24" | 30" | CA-24-24-SQ-30 | 784 | 1485 | 1663 | 518 | 634 | 705 | 1003 | 44 |
| | 30" | 30" | 30" | CA-30-30-SQ-30 | 1078 | 1822 | 2040 | 590 | 764 | 768 | 1289 | 57 |
| | 36" | 36" | 30" | CA-36-36-SQ-30 | 1429 | 2210 | 2475 | 744 | 903 | 1007 | 1555 | 92 |
| | | | | | | | | | | | | |
|  | 24" | 24" | 36" | CA-24-24-SQ-36 | 869 | 1570 | 1748 | 603 | 719 | 790 | 1088 | |
| | 30" | 30" | 36" | CA-30-30-SQ-36 | 1163 | 1907 | 2125 | 675 | 849 | 853 | 1374 | |
| | 36" | 36" | 36" | CA-36-36-SQ-36 | 1514 | 2295 | 2560 | 829 | 988 | 1092 | 1640 | |
| | | | | | | | | | | | | |
|  | 24" | 24" | 36" | CA-24-24-SQ-36-FR | 954 | 1655 | 1833 | 688 | 804 | 875 | 1173 | |
| | 30" | 30" | 36" | CA-30-30-SQ-36-FR | 1248 | 1992 | 2210 | 760 | 934 | 938 | 1459 | |
| | 36" | 36" | 36" | CA-36-36-SQ-36-FR | 1599 | 2380 | 2645 | 914 | 1073 | 1177 | 1725 | |
| | | | | | | | | | | | | |
|  | 24" | 24" | 42" | CA-24-24-SQ-42 | 869 | 1570 | 1748 | 603 | 719 | 790 | 1088 | |
| | 30" | 30" | 42" | CA-30-30-SQ-42 | 1163 | 1907 | 2125 | 675 | 849 | 853 | 1374 | |
| | 36" | 36" | 42" | CA-36-36-SQ-42 | 1514 | 2295 | 2560 | 829 | 988 | 1092 | 1640 | |
| | | | | | | | | | | | | |
|  | 24" | 24" | 42" | CA-24-24-SQ-42-FR | 954 | 1655 | 1833 | 688 | 804 | 875 | 1173 | |
| | 30" | 30" | 42" | CA-30-30-SQ-42-FR | 1248 | 1992 | 2210 | 760 | 934 | 938 | 1459 | |
| | 36" | 36" | 42" | CA-36-36-SQ-42-FR | 1599 | 2380 | 2645 | 914 | 1073 | 1177 | 1725 | |
| | | | | | | | | | | | | |
|  | 42" | 42" | 30" | CA-42-42-SQ-30 | 2078 | 2937 | 3288 | 1095 | 1291 | 1517 | 2143 | |
| | 48" | 48" | 30" | CA-48-48-SQ-30 | 2526 | 3616 | 4050 | 1266 | 1471 | 1799 | 2453 | |
| | | | | | | | | | | | | |


CASSANDRA TABLES — RECTANGULAR TABLES - 30", 36", 42" HIGH


Solid Wood Table Edge Options


Laminate Table Top Edge Options




| Description | Top Size | | | Model # | \$ List Price | | | | | | | | Unpkgd. Wgt. # |
|--|----------|-----|-----|----------------|---------------|--------------------|---------------------|-------|----------|------------------|------------|-----|----------------|
| | W | L | H | | Maple | Hickory, White Oak | Walnut, Mixed Woods | Vinyl | Edgeband | Laminate Overlay | Wood Edges | | |
| 30" High, Rectangular Cassandra Table  | 24" | 30" | 30" | CA-24-30-RT-30 | 916 | 1638 | 1835 | 549 | 696 | 678 | 1127 | 50 | |
| | 24" | 36" | 30" | CA-24-36-RT-30 | 1060 | 1741 | 1950 | 584 | 743 | 754 | 1251 | 56 | |
| | 24" | 42" | 30" | CA-24-42-RT-30 | 1168 | 1823 | 2043 | 618 | 805 | 865 | 1343 | 70 | |
| | 24" | 48" | 30" | CA-24-48-RT-30 | 1296 | 1930 | 2161 | 714 | 828 | 974 | 1512 | 76 | |
| | 36" | 42" | 30" | CA-36-42-RT-30 | 1613 | 2319 | 2598 | 817 | 969 | 1174 | 1622 | 116 | |

| Description | Top Size | | | Model # | \$ List Price | | | | | | | | Unpkgd. Wgt. # |
|--|----------|-----|-----|----------------|---------------|--------------------|---------------------|-------|----------|------------------|------------|--|----------------|
| | W | L | H | | Maple | Hickory, White Oak | Walnut, Mixed Woods | Vinyl | Edgeband | Laminate Overlay | Wood Edges | | |
| 36" High, Rectangular Cassandra Table  | 24" | 30" | 36" | CA-24-30-RT-36 | 1001 | 1723 | 1920 | 634 | 781 | 763 | 1212 | | |
| | 24" | 36" | 36" | CA-24-36-RT-36 | 1145 | 1826 | 2035 | 669 | 828 | 839 | 1336 | | |
| | 24" | 42" | 36" | CA-24-42-RT-36 | 1253 | 1908 | 2128 | 703 | 890 | 950 | 1428 | | |
| | 24" | 48" | 36" | CA-24-48-RT-36 | 1636 | 2270 | 2501 | 1054 | 1168 | 1314 | 1852 | | |
| | 36" | 42" | 36" | CA-36-42-RT-36 | 1953 | 2659 | 2938 | 1157 | 1309 | 1514 | 1962 | | |

| Description | Top Size | | | Model # | \$ List Price | | | | | | | | Unpkgd. Wgt. # |
|---|----------|-----|-----|-------------------|---------------|--------------------|---------------------|-------|----------|------------------|------------|--|----------------|
| | W | L | H | | Maple | Hickory, White Oak | Walnut, Mixed Woods | Vinyl | Edgeband | Laminate Overlay | Wood Edges | | |
| 36" High, Rectangular Cassandra Table With Foot Ring  | 24" | 30" | 36" | CA-24-30-RT-36-FR | 1086 | 1808 | 2005 | 719 | 866 | 848 | 1297 | | |
| | 24" | 36" | 36" | CA-24-36-RT-36-FR | 1230 | 1911 | 2120 | 754 | 913 | 924 | 1421 | | |
| | 24" | 42" | 36" | CA-24-42-RT-36-FR | 1338 | 1993 | 2213 | 788 | 975 | 1035 | 1513 | | |

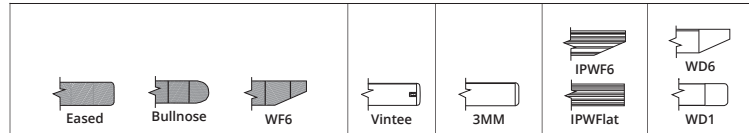
| Description | Top Size | | | Model # | \$ List Price | | | | | | | | Unpkgd. Wgt. # |
|--|----------|-----|-----|----------------|---------------|--------------------|---------------------|-------|----------|------------------|------------|--|----------------|
| | W | L | H | | Maple | Hickory, White Oak | Walnut, Mixed Woods | Vinyl | Edgeband | Laminate Overlay | Wood Edges | | |
| 42" High, Rectangular Cassandra Table  | 24" | 30" | 42" | CA-24-30-RT-42 | 1001 | 1723 | 1920 | 634 | 781 | 763 | 1212 | | |
| | 24" | 36" | 42" | CA-24-36-RT-42 | 1145 | 1826 | 2035 | 669 | 828 | 839 | 1336 | | |
| | 24" | 42" | 42" | CA-24-42-RT-42 | 1253 | 1908 | 2128 | 703 | 890 | 950 | 1428 | | |
| | 24" | 48" | 42" | CA-24-48-RT-42 | 1636 | 2270 | 2501 | 1054 | 1168 | 1314 | 1852 | | |
| | 36" | 42" | 42" | CA-36-42-RT-42 | 1953 | 2659 | 2938 | 1157 | 1309 | 1514 | 1962 | | |


| Description | Top Size | | | Model # | \$ List Price | | | | | | | | Unpkgd. Wgt. # |
|---|----------|-----|-----|-------------------|---------------|--------------------|---------------------|-------|----------|------------------|------------|--|----------------|
| | W | L | H | | Maple | Hickory, White Oak | Walnut, Mixed Woods | Vinyl | Edgeband | Laminate Overlay | Wood Edges | | |
| 42" High, Rectangular Cassandra Table With Foot Ring  | 24" | 30" | 42" | CA-24-30-RT-42-FR | 1086 | 1808 | 2005 | 719 | 866 | 848 | 1297 | | |
| | 24" | 36" | 42" | CA-24-36-RT-42-FR | 1230 | 1911 | 2120 | 754 | 913 | 924 | 1421 | | |
| | 24" | 42" | 42" | CA-24-42-RT-42-FR | 1338 | 1993 | 2213 | 788 | 975 | 1035 | 1513 | | |


CASSANDRA TABLES — RECTANGULAR TABLES - 30", 36", 42" HIGH


Solid Wood Table Edge Options

Laminate Table Top Edge Options



| Description | Top Size | | | Model # | \$ List Price | | | | | | | Unpkgd. Wgt. # |
|---|----------|-----|-----|----------------|---------------|--------------------|---------------------|-------|----------|------------------|------------|----------------|
| | W | L | H | | Maple | Hickory, White Oak | Walnut, Mixed Woods | Vinyl | Edgeband | Laminate Overlay | Wood Edges | |
| 30" High, Rectangular Cassandra Table With Four Columns  | 36" | 48" | 30" | CA-36-48-RT-30 | 2051 | 2895 | 3243 | 1090 | 1286 | 1475 | 2115 | |
| | 42" | 48" | 30" | CA-42-48-RT-30 | 2262 | 3228 | 3615 | 1198 | 1423 | 1653 | 2262 | |

| Description | Top Size | | | Model # | \$ List Price | | | | | | | Unpkgd. Wgt. # |
|--|----------|-----|-----|----------------|---------------|--------------------|---------------------|-------|----------|------------------|------------|----------------|
| | W | L | H | | Maple | Hickory, White Oak | Walnut, Mixed Woods | Vinyl | Edgeband | Laminate Overlay | Wood Edges | |
| 30" High, Rectangular Cassandra Table With T-Legs  | 24" | 60" | 30" | CA-24-60-RT-30 | 1812 | 2534 | 2838 | 842 | 1187 | 1177 | 1503 | |
| | 24" | 72" | 30" | CA-24-72-RT-30 | 2023 | 2864 | 3207 | 945 | 1267 | 1337 | 1733 | |
| | 30" | 48" | 30" | CA-30-48-RT-30 | 1834 | 2558 | 2865 | 857 | 1249 | 1172 | 1520 | |
| | 30" | 60" | 30" | CA-30-60-RT-30 | 2141 | 3022 | 3384 | 932 | 1322 | 1358 | 1785 | |
| | 30" | 72" | 30" | CA-30-72-RT-30 | 2409 | 3437 | 3849 | 1045 | 1403 | 1567 | 2076 | |

| Description | Top Size | | | Model # | \$ List Price | | | | | | | Unpkgd. Wgt. # |
|---|----------|-----|-----|----------------|---------------|--------------------|---------------------|-------|----------|------------------|------------|----------------|
| | W | L | H | | Maple | Hickory, White Oak | Walnut, Mixed Woods | Vinyl | Edgeband | Laminate Overlay | Wood Edges | |
| 30" High, Rectangular Cassandra Table With Double T-Legs  | 36" | 60" | 30" | CA-36-60-RT-30 | 2476 | 3516 | 3937 | 1205 | 1043 | 1735 | 2254 | |
| | 36" | 72" | 30" | CA-36-72-RT-30 | 2793 | 4013 | 4495 | 1311 | 1142 | 1957 | 2571 | |
| | 42" | 60" | 30" | CA-42-60-RT-30 | 2870 | 4084 | 4574 | 1388 | 1728 | 1957 | 2703 | |



About the Collection

The Jerome Table features an X-shaped, T-shaped, or 4-column X-shaped steel base with a circular steel column and visible glides. The Ellipse series is available in round, square, or rectangle top shapes. Choose between 30" (dining), 36" (counter), or 42" (bar) height.

Standard Features

- Tops are available in square, round, or rectangular shapes
- Available top materials include solid wood in a variety of species and finishes or laminate tops of your choosing
- X-shaped, T-shaped, or 4 column X-shaped steel base with a circular steel column
- The base is finished in the metal finish of your choice
- Adjustable glides

Options & Accessories

| | | |
|---|-----|--------------------------|
| Purse Shelf: Vintee Surfaces – Additional Lead Time | 123 | \$250 |
| Self-Leveling Glides | 123 | \$14/T-Base, \$24/X-Base |
| Table-Flip Mechanism | 123 | \$140/Base |
| Table Connectors | 123 | \$75/Connection |

Required to Order

1. Model Number and Description
2. Wood or Laminate Top Finish
3. Table Top Edge Profile
4. Table Base Finish
5. Options, if selected (above)
6. Glides, if other than standard listed

Example:

JE-24-24-SQ-36, Table, Jerome, JE, 24-24, Square Shape, Counter Height, Solid Wood Top, Maple, Eased Edge, Olive Green Base & Column

Notes & Tips

- * When specifying self-leveling glides, overall height of table increases by 1/4"
- * Assembly required
- * Please note, round and square tops that are larger than 36" will require an additional column or base

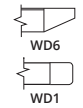
The following laminate tops are produced with a 2-pc top. Laminate with woodgrain pattern can not be guaranteed to have a perfect match of the grain pattern. Solid laminate recommended.


- * Exposed ply edge: 54", 60", 72"
- * Vinyl & wood edge: 72"


JEROME TABLES — ROUND TABLES - 30", 36", 42" HIGH


Solid Wood Table Edge Options


Laminate Table Top Edge Options



| Description | Top Size | | Model # | \$ List Price | | | | | | | Unpkgd. Wgt. # |
|---|----------|-----|----------------|---------------|--------------------|---------------------|-------|----------|------------------|------------|----------------|
| | Dia. | H | | Maple | Hickory, White Oak | Walnut, Mixed Woods | Vinyl | Edgeband | Laminate Overlay | Wood Edges | |
| 30" High, Round Jerome Table  | 24" dia. | 30" | JE-24-24-RD-30 | 790 | 1492 | 1672 | 587 | 626 | 762 | 1125 | 44 |
| | 30" dia. | 30" | JE-30-30-RD-30 | 1039 | 1776 | 1990 | 665 | 701 | 995 | 1374 | 57 |
| | 36" dia. | 30" | JE-36-36-RD-30 | 1356 | 2125 | 2380 | 774 | 830 | 1263 | 1663 | 75 |

| Description | Top Size | | Model # | \$ List Price | | | | | | | Unpkgd. Wgt. # |
|---|----------|-----|----------------|---------------|--------------------|---------------------|-------|----------|------------------|------------|----------------|
| | Dia. | H | | Maple | Hickory, White Oak | Walnut, Mixed Woods | Vinyl | Edgeband | Laminate Overlay | Wood Edges | |
| 36" High, Round Jerome Table  | 24" dia. | 36" | JE-24-24-RD-36 | 875 | 1577 | 1757 | 672 | 711 | 847 | 1210 | |
| | 30" dia. | 36" | JE-30-30-RD-36 | 1124 | 1861 | 2075 | 750 | 786 | 1080 | 1459 | |
| | 36" dia. | 36" | JE-36-36-RD-36 | 1441 | 2210 | 2465 | 859 | 915 | 1348 | 1748 | |

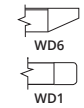
| Description | Top Size | | Model # | \$ List Price | | | | | | | Unpkgd. Wgt. # |
|--|----------|-----|-------------------|---------------|--------------------|---------------------|-------|----------|------------------|------------|----------------|
| | Dia. | H | | Maple | Hickory, White Oak | Walnut, Mixed Woods | Vinyl | Edgeband | Laminate Overlay | Wood Edges | |
| 36" High, Round Jerome Table With Foot Ring  | 24" dia. | 36" | JE-24-24-RD-36-FR | 960 | 1662 | 1842 | 757 | 796 | 932 | 1295 | |
| | 30" dia. | 36" | JE-30-30-RD-36-FR | 1209 | 1946 | 2160 | 835 | 871 | 1165 | 1544 | |
| | 36" dia. | 36" | JE-36-36-RD-36-FR | 1526 | 2295 | 2550 | 944 | 1000 | 1433 | 1833 | |


| Description | Top Size | | Model # | \$ List Price | | | | | | | Unpkgd. Wgt. # |
|---|----------|-----|----------------|---------------|--------------------|---------------------|-------|----------|------------------|------------|----------------|
| | Dia. | H | | Maple | Hickory, White Oak | Walnut, Mixed Woods | Vinyl | Edgeband | Laminate Overlay | Wood Edges | |
| 42" High, Round Jerome Table  | 24" dia. | 42" | JE-24-24-RD-42 | 875 | 1577 | 1757 | 672 | 711 | 847 | 1210 | |
| | 30" dia. | 42" | JE-30-30-RD-42 | 1124 | 1861 | 2075 | 750 | 786 | 1080 | 1459 | |
| | 36" dia. | 42" | JE-36-36-RD-42 | 1441 | 2210 | 2465 | 859 | 915 | 1348 | 1748 | |


JEROME TABLES — ROUND TABLES - 30", 36", 42" HIGH


Solid Wood Table Edge Options


Laminate Table Top Edge Options



| Description | Top Size | | Model # | \$ List Price | | | | | | | Unpkgd. Wgt. # |
|--|----------|-----|-------------------|---------------|--------------------|---------------------|-------|----------|------------------|------------|----------------|
| | Dia. | H | | Maple | Hickory, White Oak | Walnut, Mixed Woods | Vinyl | Edgeband | Laminate Overlay | Wood Edges | |
| 42" High, Round Jerome Table With Foot Ring  | 24" dia. | 42" | JE-24-24-RD-42-FR | 960 | 1662 | 1842 | 757 | 796 | 932 | 1295 | |
| | 30" dia. | 42" | JE-30-30-RD-42-FR | 1209 | 1946 | 2160 | 835 | 871 | 1165 | 1544 | |
| | 36" dia. | 42" | JE-36-36-RD-42-FR | 1526 | 2295 | 2550 | 944 | 1000 | 1433 | 1833 | |

| Description | Top Size | | Model # | \$ List Price | | | | | | | Unpkgd. Wgt. # |
|--|----------|-----|----------------|---------------|--------------------|---------------------|-------|----------|------------------|------------|----------------|
| | Dia. | H | | Maple | Hickory, White Oak | Walnut, Mixed Woods | Vinyl | Edgeband | Laminate Overlay | Wood Edges | |
| 30" High, Round Jerome Table With Four Columns  | 42" dia. | 30" | JE-42-42-RD-30 | 1817 | 2629 | 2945 | 964 | 1036 | 1762 | 2189 | |
| | 48" dia. | 30" | JE-48-48-RD-30 | 2544 | 3638 | 4075 | 1376 | 1467 | 2312 | 2776 | |
| | 54" dia. | 30" | JE-54-54-RD-30 | 3063 | 4418 | 4948 | 1626 | 1747 | 2928 | 3563 | |
| | 60" dia. | 30" | JE-60-60-RD-30 | 3691 | 5352 | 5995 | 1876 | 2066 | 3146 | 3775 | |

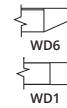
| Description | Top Size | | Model # | \$ List Price | | | | | | | Unpkgd. Wgt. # |
|--|----------|-----|----------------|---------------|--------------------|---------------------|-------|----------|------------------|------------|----------------|
| | Dia. | H | | Maple | Hickory, White Oak | Walnut, Mixed Woods | Vinyl | Edgeband | Laminate Overlay | Wood Edges | |
| 36" High, Round Jerome Table With Four Columns  | 42" dia. | 36" | JE-42-42-RD-36 | 2157 | 2969 | 3285 | 1304 | 1376 | 2102 | 2529 | |







| Description | Top Size | | Model # | \$ List Price | | | | | | | Unpkgd. Wgt. # |
|--|----------|-----|----------------|---------------|--------------------|---------------------|-------|----------|------------------|------------|----------------|
| | Dia. | H | | Maple | Hickory, White Oak | Walnut, Mixed Woods | Vinyl | Edgeband | Laminate Overlay | Wood Edges | |
| 42" High, Round Jerome Table With Four Columns  | 42" dia. | 42" | JE-42-42-RD-42 | 2157 | 2969 | 3285 | 1304 | 1376 | 2102 | 2529 | |

JEROME TABLES — SQUARE TABLES - 30", 36", 42" HIGH

Solid Wood Table Edge Options

Laminate Table Top Edge Options

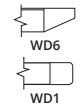



| Description | Top Size | | | Model # | \$ List Price | | | | | | | Unpkgd. Wgt. # |
|---|----------|-----|-----|-------------------|---------------|--------------------|---------------------|-------|----------|------------------|------------|----------------|
| | W | L | H | | Maple | Hickory, White Oak | Walnut, Mixed Woods | Vinyl | Edgeband | Laminate Overlay | Wood Edges | |
|  | 24" | 24" | 30" | JE-24-24-SQ-30 | 784 | 1485 | 1663 | 597 | 634 | 675 | 815 | 44 |
| | 30" | 30" | 30" | JE-30-30-SQ-30 | 1037 | 1774 | 1987 | 665 | 724 | 826 | 1043 | 57 |
| | 36" | 36" | 30" | JE-36-36-SQ-30 | 1356 | 2125 | 2380 | 806 | 873 | 1054 | 1353 | 75 |
| | | | | | | | | | | | | |
|  | 24" | 24" | 36" | JE-24-24-SQ-36 | 869 | 1570 | 1748 | 682 | 719 | 760 | 900 | |
| | 30" | 30" | 36" | JE-30-30-SQ-36 | 1122 | 1859 | 2072 | 750 | 809 | 911 | 1128 | |
| | 36" | 36" | 36" | JE-36-36-SQ-36 | 1441 | 2210 | 2465 | 891 | 958 | 1139 | 1438 | |
| | | | | | | | | | | | | |
|  | 24" | 24" | 36" | JE-24-24-SQ-36-FR | 954 | 1655 | 1833 | 767 | 804 | 845 | 985 | |
| | 30" | 30" | 36" | JE-30-30-SQ-36-FR | 1207 | 1944 | 2157 | 835 | 894 | 996 | 1213 | |
| | 36" | 36" | 36" | JE-36-36-SQ-36-FR | 1526 | 2295 | 2550 | 976 | 1043 | 1224 | 1523 | |
| | | | | | | | | | | | | |
|  | 24" | 24" | 42" | JE-24-24-SQ-42 | 869 | 1570 | 1748 | 682 | 719 | 760 | 900 | |
| | 30" | 30" | 42" | JE-30-30-SQ-42 | 1122 | 1859 | 2072 | 750 | 809 | 911 | 1128 | |
| | 36" | 36" | 42" | JE-36-36-SQ-42 | 1441 | 2210 | 2465 | 891 | 958 | 1139 | 1438 | |
| | | | | | | | | | | | | |
|  | 24" | 24" | 42" | JE-24-24-SQ-42-FR | 954 | 1655 | 1833 | 767 | 804 | 845 | 985 | |
| | 30" | 30" | 42" | JE-30-30-SQ-42-FR | 1207 | 1944 | 2157 | 835 | 894 | 996 | 1213 | |
| | 36" | 36" | 42" | JE-36-36-SQ-42-FR | 1526 | 2295 | 2550 | 976 | 1043 | 1224 | 1523 | |
| | | | | | | | | | | | | |
|  | 42" | 42" | 30" | JE-42-42-SQ-30 | 2078 | 2937 | 3288 | 1242 | 1377 | 1641 | 2163 | |
| | 48" | 48" | 30" | JE-48-48-SQ-30 | 2526 | 3616 | 4050 | 1432 | 1557 | 1933 | 2496 | |
| | | | | | | | | | | | | |


JEROME TABLES — RECTANGULAR TABLES - 30", 36", 42" HIGH


Solid Wood Table Edge Options


Laminate Table Top Edge Options




| Description | Top Size | | | Model # | \$ List Price | | | | | | | Unpkgd. Wgt. # |
|---|----------|-----|-----|----------------|---------------|--------------------|---------------------|-------|----------|------------------|------------|----------------|
| | W | L | H | | Maple | Hickory, White Oak | Walnut, Mixed Woods | Vinyl | Edgeband | Laminate Overlay | Wood Edges | |
|  30" High, Rectangular Jerome Table | 24" | 30" | 30" | JE-24-30-RT-30 | 884 | 1601 | 1793 | 628 | 662 | 747 | 915 | 50 |
| | 24" | 36" | 30" | JE-24-36-RT-30 | 1028 | 1704 | 1907 | 661 | 711 | 822 | 1017 | 56 |

| Description | Top Size | | | Model # | \$ List Price | | | | | | | Unpkgd. Wgt. # |
|---|----------|-----|-----|----------------|---------------|--------------------|---------------------|-------|----------|------------------|------------|----------------|
| | W | L | H | | Maple | Hickory, White Oak | Walnut, Mixed Woods | Vinyl | Edgeband | Laminate Overlay | Wood Edges | |
|  36" High, Rectangular Jerome Table | 24" | 30" | 36" | JE-24-30-RT-36 | 969 | 1686 | 1878 | 713 | 747 | 832 | 1000 | |
| | 24" | 36" | 36" | JE-24-36-RT-36 | 1113 | 1789 | 1992 | 746 | 796 | 907 | 1102 | |

| Description | Top Size | | | Model # | \$ List Price | | | | | | | Unpkgd. Wgt. # |
|--|----------|-----|-----|-------------------|---------------|--------------------|---------------------|-------|----------|------------------|------------|----------------|
| | W | L | H | | Maple | Hickory, White Oak | Walnut, Mixed Woods | Vinyl | Edgeband | Laminate Overlay | Wood Edges | |
|  36" High, Rectangular Jerome Table With Foot Ring | 24" | 30" | 36" | JE-24-30-RT-36-FR | 1054 | 1771 | 1963 | 798 | 832 | 917 | 1085 | |
| | 24" | 36" | 36" | JE-24-36-RT-36-FR | 1198 | 1874 | 2077 | 831 | 881 | 992 | 1187 | |

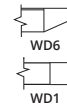
| Description | Top Size | | | Model # | \$ List Price | | | | | | | Unpkgd. Wgt. # |
|---|----------|-----|-----|----------------|---------------|--------------------|---------------------|-------|----------|------------------|------------|----------------|
| | W | L | H | | Maple | Hickory, White Oak | Walnut, Mixed Woods | Vinyl | Edgeband | Laminate Overlay | Wood Edges | |
|  42" High, Rectangular Jerome Table | 24" | 30" | 42" | JE-24-30-RT-42 | 969 | 1686 | 1878 | 713 | 747 | 832 | 1000 | |
| | 24" | 36" | 42" | JE-24-36-RT-42 | 1113 | 1789 | 1992 | 746 | 796 | 907 | 1102 | |

| Description | Top Size | | | Model # | \$ List Price | | | | | | | Unpkgd. Wgt. # |
|--|----------|-----|-----|-------------------|---------------|--------------------|---------------------|-------|----------|------------------|------------|----------------|
| | W | L | H | | Maple | Hickory, White Oak | Walnut, Mixed Woods | Vinyl | Edgeband | Laminate Overlay | Wood Edges | |
|  42" High, Rectangular Jerome Table With Foot Ring | 24" | 30" | 42" | JE-24-30-RT-42-FR | 1054 | 1771 | 1963 | 798 | 832 | 917 | 1085 | |
| | 24" | 36" | 42" | JE-24-36-RT-42-FR | 1198 | 1874 | 2077 | 831 | 881 | 992 | 1187 | |

JEROME TABLES — RECTANGULAR TABLES - 30", 36", 42" HIGH

Solid Wood Table Edge Options

Laminate Table Top Edge Options



Eased

Bullnose


WF6


Vintee


3MM

IPWF6
IPWFlat

WD6
WD1

| Description | Top Size | | | Model # | \$ List Price | | | | | | | Unpkgd. Wgt. # |
|--|----------|-----|-----|----------------|---------------|--------------------|---------------------|-------|----------|------------------|------------|----------------|
| | W | L | H | | Maple | Hickory, White Oak | Walnut, Mixed Woods | Vinyl | Edgeband | Laminate Overlay | Wood Edges | |
| 30" High, Rectangular Jerome Table With T-Legs  | 24" | 42" | 30" | JE-24-42-RT-30 | 1144 | 1797 | 2012 | 705 | 785 | 935 | 1128 | 70 |
| | 24" | 48" | 30" | JE-24-48-RT-30 | 1253 | 1880 | 2106 | 713 | 785 | 957 | 1206 | 76 |
| | 24" | 60" | 30" | JE-24-60-RT-30 | 1812 | 2534 | 2838 | 1153 | 1229 | 1464 | 1800 | |
| | 24" | 72" | 30" | JE-24-72-RT-30 | 2023 | 2864 | 3207 | 1233 | 1311 | 1470 | 2000 | |
| | 30" | 60" | 30" | JE-30-60-RT-30 | 2076 | 2946 | 3300 | 1264 | 1402 | 1661 | 2094 | |
| | 30" | 72" | 30" | JE-30-72-RT-30 | 2342 | 3359 | 3763 | 1347 | 1483 | 1837 | 2343 | |

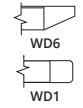
| Description | Top Size | | | Model # | \$ List Price | | | | | | | Unpkgd. Wgt. # |
|--|----------|-----|-----|----------------|---------------|--------------------|---------------------|-------|----------|------------------|------------|----------------|
| | W | L | H | | Maple | Hickory, White Oak | Walnut, Mixed Woods | Vinyl | Edgeband | Laminate Overlay | Wood Edges | |
| 36" High, Rectangular Jerome Table with T-Legs  | 24" | 42" | 36" | JE-24-42-RT-36 | 1314 | 1967 | 2182 | 875 | 955 | 1105 | 1298 | |
| | 24" | 48" | 36" | JE-24-48-RT-36 | 1423 | 2050 | 2276 | 883 | 955 | 1127 | 1376 | |


| Description | Top Size | | | Model # | \$ List Price | | | | | | | Unpkgd. Wgt. # |
|--|----------|-----|-----|----------------|---------------|--------------------|---------------------|-------|----------|------------------|------------|----------------|
| | W | L | H | | Maple | Hickory, White Oak | Walnut, Mixed Woods | Vinyl | Edgeband | Laminate Overlay | Wood Edges | |
| 42" High, Rectangular Jerome Table with T-Legs  | 24" | 42" | 42" | JE-24-42-RT-42 | 1314 | 1967 | 2182 | 875 | 955 | 1105 | 1298 | |
| | 24" | 48" | 42" | JE-24-48-RT-42 | 1423 | 2050 | 2276 | 883 | 955 | 1127 | 1376 | |


JEROME TABLES — RECTANGULAR TABLES - 30", 36", 42" HIGH


Solid Wood Table Edge Options

Laminate Table Top Edge Options



| Description | Top Size | | | Model # | \$ List Price | | | | | | | Unpkgd. Wgt. # |
|---|----------|-----|-----|----------------|---------------|--------------------|---------------------|-------|----------|------------------|------------|----------------|
| | W | L | H | | Maple | Hickory, White Oak | Walnut, Mixed Woods | Vinyl | Edgeband | Laminate Overlay | Wood Edges | |
| 30" High, Rectangular Jerome Table With Double T-Legs  | 36" | 42" | 30" | JE-36-42-RT-30 | 1863 | 2616 | 2929 | 1211 | 1288 | 1542 | 1915 | 116 |
| | 36" | 60" | 30" | JE-36-60-RT-30 | 2539 | 3592 | 4023 | 1536 | 1682 | 2031 | 2556 | |
| | 36" | 72" | 30" | JE-36-72-RT-30 | 2860 | 4092 | 4583 | 1639 | 1782 | 2243 | 2855 | |
| | 42" | 48" | 30" | JE-42-48-RT-30 | 2433 | 3427 | 3839 | 1619 | 1747 | 2061 | 2652 | |
| | 42" | 60" | 30" | JE-42-60-RT-30 | 2805 | 4006 | 4488 | 1709 | 1825 | 2243 | 2983 | |

| Description | Top Size | | | Model # | \$ List Price | | | | | | | Unpkgd. Wgt. # |
|---|----------|-----|-----|----------------|---------------|--------------------|---------------------|-------|----------|------------------|------------|----------------|
| | W | L | H | | Maple | Hickory, White Oak | Walnut, Mixed Woods | Vinyl | Edgeband | Laminate Overlay | Wood Edges | |
| 36" High, Rectangular Jerome Table With Double T-Legs  | 36" | 42" | 36" | JE-36-42-RT-36 | 2203 | 2956 | 3269 | 1551 | 1628 | 1882 | 2255 | |
| | | | | | | | | | | | | |

| Description | Top Size | | | Model # | \$ List Price | | | | | | | Unpkgd. Wgt. # |
|---|----------|-----|-----|----------------|---------------|--------------------|---------------------|-------|----------|------------------|------------|----------------|
| | W | L | H | | Maple | Hickory, White Oak | Walnut, Mixed Woods | Vinyl | Edgeband | Laminate Overlay | Wood Edges | |
| 42" High, Rectangular Jerome Table with Double T-Legs  | 36" | 42" | 42" | JE-36-42-RT-42 | 2203 | 2956 | 3269 | 1551 | 1628 | 1882 | 2255 | |
| | | | | | | | | | | | | |



About the Collection

Onesima Tables feature soft, organic top and steel base forms. Round, Square, Soft Square, Rectangular and D-Shape Tables available in 30" (dining), 36" (counter) and 42" (bar) height options.

Standard Features

- Top shapes in round, square, soft square, rectangular and D-shape all with soft, radius corners
- Top material choices in solid wood and laminate with flat or refined, knife edge profile
- Laminate tops with exposed plywood edge or 3mm edgeband options
- 3" round column (except for 60" round table, which has a 5" column) with base plate that matches top shape, all with rounded corners
- Base and column can be specified in different metal finishes, for an upcharge
- Optional power module, to keep mobile devices charged. Black or white finish available
- Plastic glides for durability, 1/2" H for clearance
- Assembly required

Power Module Options

The modules are centered over the column with cord management through the column and exits at the base. Base clearance is 1/2"H to allow for cord management.

USB A/C Module

This module has one USB-A and one USB-C 5V charging port and a 72"L power cord with 15-amp plug. The 15-amp plug includes a built-in transformer measuring 2 1/8"D x 1 1/2"W x 3 1/2"H. The module is available in Black or White Finishes. Available on all table sizes, except 60" Round.

Power Module

The power module comes with one simplex receptacle and one USB-A/C combination charging port. The power cord is 72"L with a standard 15-amp plug. Black and White finish choices. Available on the 60" Round table only.



Options & Accessories

| | | |
|--|-----|------------------|
| Table base and column, painted in different metal finishes | 123 | \$50 |
| Simple, USB A/C module with 72" power cord for tables — except 60" Round One or two modules can be specified on 30 x 60 and 30 x 72 tables with two columns | 123 | \$375 per module |
| Power Module, one simplex and USB A/C with 72" cord (for 60" round, only) | 123 | \$500 |

Required to Order

1. Model Number and Description
2. Wood or Laminate Top Finish
3. Table Top Edge Profile
4. Table Base Finish
5. Options, if selected (above)

Example:

ONE-36-36-SSQ-30, Onesima — Table, 36-36, Soft Square, 30" High, Solid Wood Top, Maple, WF6 Knife Edge, Natural, Cement Grey Base and Column

Notes & Tips




- * 30 x 60 and 36 x 72 Tables with two columns can specify either one or two Simple USB A/C modules. Modules are positioned over the column.
- * Laminate tops with 3mm edgeband are 1" thick.
- * 60" Table with exposed ply edge is produced with a 2-pc top. Laminate with woodgrain pattern can not be guaranteed to have a perfect match of the grain pattern. Solid laminate recommended.

ONESIMA TABLES — ROUND TABLES - 30", 36", 42" HIGH

Solid Wood Table Edge Options

Laminate Table Top Edge Options




| DESCRIPTION | TOP SIZE | | Model # | \$ LIST PRICE | | | | | UNPKG.D. WGT. # |
|---|---|----------|-----------------|-----------------|--------------------|---------------------|----------|------------------|-----------------|
| | Dia. | H | | Maple | Hickory, White Oak | Walnut, Mixed Woods | Edgeband | Laminate Overlay | |
| 30" High, Round Onesima Table  | 24" dia. | 30" | ONE-24-24-RD-30 | 839 | 1557 | 1742 | 707 | 863 | |
| | 30" dia. | 30" | ONE-30-30-RD-30 | 1099 | 1858 | 2075 | 811 | 1227 | |
| | 36" dia. | 30" | ONE-36-36-RD-30 | 1411 | 2212 | 2456 | 915 | 1435 | |
| | 42" dia. | 30" | ONE-42-42-RD-30 | 1962 | 3042 | 3407 | 1305 | 2023 | |
| | 48" dia. | 30" | ONE-48-48-RD-30 | 2504 | 3881 | 4347 | 1721 | 2582 | |
| | 60" dia. | 30" | ONE-60-60-RD-30 | 3481 | 5394 | 6042 | 2392 | 3588 | |
| 36" High, Round Onesima Table  | 24" dia. | 36" | ONE-24-24-RD-36 | 924 | 1642 | 1827 | 792 | 948 | |
| | 30" dia. | 36" | ONE-30-30-RD-36 | 1184 | 1943 | 2160 | 896 | 1312 | |
| | 36" dia. | 36" | ONE-36-36-RD-36 | 1496 | 2297 | 2541 | 1000 | 1520 | |
| | 42" dia. | 36" | ONE-42-42-RD-36 | 2047 | 3127 | 3492 | 1390 | 2108 | |
| | 48" dia. | 36" | ONE-48-48-RD-36 | 2589 | 3966 | 4432 | 1806 | 2667 | |
| | 42" High, Round Onesima Table  | 24" dia. | 42" | ONE-24-24-RD-42 | 924 | 1642 | 1827 | 792 | 948 |
| 30" dia. | | 42" | ONE-30-30-RD-42 | 1184 | 1943 | 2160 | 896 | 1312 | |
| 36" dia. | | 42" | ONE-36-36-RD-42 | 1496 | 2297 | 2541 | 1000 | 1520 | |
| 42" dia. | | 42" | ONE-42-42-RD-42 | 2047 | 3127 | 3492 | 1390 | 2108 | |
| 48" dia. | | 42" | ONE-48-48-RD-42 | 2589 | 3966 | 4432 | 1806 | 2667 | |


ONESIMA TABLES — SOFT SQUARE TABLES - 30", 36", 42" HIGH


Solid Wood Table Edge Options

Laminate Table Top Edge Options



| DESCRIPTION | TOP SIZE | | | Model # | \$ LIST PRICE | | | | | UNPKGD. WGT. # |
|--|----------|-----|-----|------------------|---------------|--------------------|---------------------|----------|------------------|----------------|
| | W | L | H | | Maple | Hickory, White Oak | Walnut, Mixed Woods | Edgeband | Laminate Overlay | |
| 30" High, Soft Square Onesima Table  | 24" | 24" | 30" | ONE-24-24-SSQ-30 | 839 | 1557 | 1742 | 707 | 863 | |
| | 30" | 30" | 30" | ONE-30-30-SSQ-30 | 1099 | 1858 | 2075 | 811 | 1227 | |
| | 36" | 36" | 30" | ONE-36-36-SSQ-30 | 1411 | 2212 | 2456 | 915 | 1435 | |
| | 42" | 42" | 30" | ONE-42-42-SSQ-30 | 1962 | 3042 | 3407 | 1305 | 2023 | |

| DESCRIPTION | TOP SIZE | | | Model # | \$ LIST PRICE | | | | | UNPKGD. WGT. # |
|--|----------|-----|-----|------------------|---------------|--------------------|---------------------|----------|------------------|----------------|
| | W | L | H | | Maple | Hickory, White Oak | Walnut, Mixed Woods | Edgeband | Laminate Overlay | |
| 36" High, Soft Square Onesima Table  | 24" | 24" | 36" | ONE-24-24-SSQ-36 | 924 | 1642 | 1827 | 792 | 948 | |
| | 30" | 30" | 36" | ONE-30-30-SSQ-36 | 1184 | 1943 | 2160 | 896 | 1312 | |
| | 36" | 36" | 36" | ONE-36-36-SSQ-36 | 1496 | 2297 | 2541 | 1000 | 1520 | |
| | 42" | 42" | 36" | ONE-42-42-SSQ-36 | 2047 | 3127 | 3492 | 1390 | 2108 | |




| DESCRIPTION | TOP SIZE | | | Model # | \$ LIST PRICE | | | | | UNPKGD. WGT. # |
|---|----------|-----|-----|------------------|---------------|--------------------|---------------------|----------|------------------|----------------|
| | W | L | H | | Maple | Hickory, White Oak | Walnut, Mixed Woods | Edgeband | Laminate Overlay | |
| 42" High, Soft Square Onesima Table  | 24" | 24" | 42" | ONE-24-24-SSQ-42 | 924 | 1642 | 1827 | 792 | 948 | |
| | 30" | 30" | 42" | ONE-30-30-SSQ-42 | 1184 | 1943 | 2160 | 896 | 1312 | |
| | 36" | 36" | 42" | ONE-36-36-SSQ-42 | 1496 | 2297 | 2541 | 1000 | 1520 | |
| | 42" | 42" | 42" | ONE-42-42-SSQ-42 | 2047 | 3127 | 3492 | 1390 | 2108 | |

ONESIMA TABLES — SQUARE TABLES - 30", 36", 42" HIGH

Solid Wood Table Edge Options

Laminate Table Top Edge Options










| DESCRIPTION | TOP SIZE | | | Model # | \$ LIST PRICE | | | | | UNPKGD. WGT. # |
|---|----------|-----|-----|------------------|---------------|--------------------|---------------------|----------|------------------|----------------|
| | W | L | H | | Maple | Hickory, White Oak | Walnut, Mixed Woods | Edgeband | Laminate Overlay | |
| 30" High, Square Onesima Table  | 24" | 24" | 30" | ONE-24-24-SQR-30 | 839 | 1557 | 1742 | 707 | 863 | |
| | 30" | 30" | 30" | ONE-30-30-SQR-30 | 1099 | 1858 | 2075 | 811 | 1227 | |
| | 36" | 36" | 30" | ONE-36-36-SQR-30 | 1411 | 2212 | 2456 | 915 | 1435 | |
| | 42" | 42" | 30" | ONE-42-42-SQR-30 | 1962 | 3042 | 3407 | 1305 | 2032 | |
| | | | | | | | | | | |
| 36" High, Square Onesima Table  | 24" | 24" | 36" | ONE-24-24-SQR-36 | 942 | 1682 | 1827 | 792 | 948 | |
| | 30" | 30" | 36" | ONE-30-30-SQR-36 | 1184 | 1943 | 2160 | 896 | 1312 | |
| | 36" | 36" | 36" | ONE-36-36-SQR-36 | 1496 | 2297 | 2541 | 1000 | 1520 | |
| | 42" | 42" | 36" | ONE-42-42-SQR-36 | 2047 | 3127 | 3492 | 1390 | 2108 | |
| | | | | | | | | | | |
| 42" High, Square Onesima Table  | 24" | 24" | 42" | ONE-24-24-SQR-42 | 1009 | 1727 | 1912 | 877 | 1033 | |
| | 30" | 30" | 42" | ONE-30-30-SQR-42 | 1269 | 2028 | 2245 | 981 | 1397 | |
| | 36" | 36" | 42" | ONE-36-36-SQR-42 | 1581 | 2382 | 2626 | 1085 | 1605 | |
| | 42" | 42" | 42" | ONE-42-42-SQR-42 | 2132 | 3212 | 3577 | 1475 | 2193 | |
| | | | | | | | | | | |

ONESIMA TABLES — RECTANGULAR TABLES - 30", 36", 42" HIGH

Solid Wood Table Edge Options

Laminate Table Top Edge Options



| DESCRIPTION | TOP SIZE | | | Model # | \$ LIST PRICE | | | | | UNPKG.D. WGT. # |
|---|----------|-----|-----|------------------|---------------|--------------------|---------------------|----------|------------------|-----------------|
| | W | L | H | | Maple | Hickory, White Oak | Walnut, Mixed Woods | Edgeband | Laminate Overlay | |
| 30" High, Rectangular Onesima Table  | 24" | 30" | 30" | ONE-24-30-RTR-30 | 1014 | 1622 | 1817 | 759 | 1045 | |
| | 24" | 36" | 30" | ONE-24-36-RTR-30 | 1115 | 1784 | 1998 | 811 | 1149 | |
| | 30" | 36" | 30" | ONE-30-36-RTR-30 | 1216 | 1945 | 2179 | 889 | 1253 | |
| | | | | | | | | | | |
| 36" High, Rectangular Onesima Table  | 24" | 30" | 36" | ONE-24-30-RTR-36 | 1099 | 1707 | 1902 | 844 | 1130 | |
| | 24" | 36" | 36" | ONE-24-36-RTR-36 | 1200 | 1869 | 2083 | 896 | 1234 | |
| | 30" | 36" | 36" | ONE-30-36-RTR-36 | 1301 | 2030 | 2264 | 974 | 1338 | |
| | | | | | | | | | | |
| 42" High, Rectangular Onesima Table  | 24" | 30" | 42" | ONE-24-30-RTR-42 | 1099 | 1707 | 1902 | 844 | 1130 | |
| | 24" | 36" | 42" | ONE-24-36-RTR-42 | 1200 | 1869 | 2083 | 896 | 1234 | |
| | 30" | 36" | 42" | ONE-30-36-RTR-42 | 1301 | 2030 | 2264 | 974 | 1338 | |
| | | | | | | | | | | |
| 30" High, Rectangular Onesima Table with Two Bases  | 30" | 60" | 30" | ONE-30-60-SRT-30 | 2021 | 3233 | 3621 | 1541 | 2083 | |
| | 36" | 72" | 30" | ONE-36-72-SRT-30 | 2564 | 4102 | 4594 | 1739 | 2643 | |
| | | | | | | | | | | |
| 36" High, Rectangular Onesima Table with Two Bases  | 30" | 60" | 36" | ONE-30-60-SRT-36 | 2191 | 3403 | 3791 | 1711 | 2253 | |
| | 36" | 72" | 36" | ONE-36-72-SRT-36 | 2734 | 4272 | 4764 | 1909 | 2813 | |
| | | | | | | | | | | |
| 42" High, Rectangular Onesima Table with Two Bases  | 30" | 60" | 42" | ONE-30-60-SRT-42 | 2191 | 3403 | 3791 | 1711 | 2253 | |
| | 36" | 72" | 42" | ONE-36-72-SRT-42 | 2734 | 4272 | 4764 | 1909 | 2813 | |
| | | | | | | | | | | |
| 30" High, Rectangular Onesima Table — D-Shape  | 24" | 30" | 30" | ONE-24-30-D-30 | 1102 | 1711 | 1905 | 848 | 1134 | |
| | 24" | 36" | 30" | ONE-24-36-D-30 | 1203 | 1872 | 2086 | 900 | 1238 | |
| | 30" | 36" | 30" | ONE-30-36-D-30 | 1304 | 2033 | 2267 | 978 | 1342 | |
| | | | | | | | | | | |



About the Collection

The Rambo Table features a circular or square steel base with a circular steel column. The Rambo series is available in round, square, or rectangle top shapes. Choose between 30" (dining), 36" (counter), or 42" (bar) height.

Standard Features

- Tops are available in square, round, or rectangular shapes
- Available top materials include solid wood in a variety of species and finishes or laminate tops of your choosing
- 3" round steel column
- Circular steel base with a circular steel column
- Base is finished in the metal finish of your choice
- Felt glides

Options & Accessories

| | | |
|---|-----|-----------------|
| Purse Shelf: Vintee Surfaces – Additional Lead Time | 123 | \$250 List |
| Table-Flip Mechanism | 123 | \$140/Base |
| Table Connectors | 123 | \$75/Connection |

Required to Order

1. Model Number and Description
2. Wood or Laminate Top Finish
3. Table Top Edge Profile
4. Table Base Finish
5. Options, if selected (above)

Example:

RAM-24-24-SQ-36, Table, Rambo, RAM, 24-24, Square Shape, Counter Height, Solid Wood Top, Maple, Eased Edge, Olive Green Base & Column

Notes & Tips


- * Assembly required
- * Please note, round and square tops that are larger than 36" will require an additional column or base
- * Square bases provide stability and are recommended for round top tables


RAMBO TABLES — ROUND TABLES - 30", 36", 42" HIGH


Solid Wood Table Edge Options


Laminate Table Top Edge Options




| Description | Top Size | | | \$ List Price | | | | | | | Unpkgd. Wgt. # |
|--|----------|-----|-----------------|---------------|--------------------|---------------------|-------|----------|------------------|------------|----------------|
| | Dia. | H | Model # | Maple | Hickory, White Oak | Walnut, Mixed Woods | Vinyl | Edgeband | Laminate Overlay | Wood Edges | |
| 30" High, Round Rambo Table  | 24" dia. | 30" | RAM-24-24-RD-30 | 832 | 1546 | 1733 | 718 | 717 | 913 | 1381 | 46 |
| | 30" dia. | 30" | RAM-30-30-RD-30 | 1092 | 1846 | 2068 | 941 | 816 | 1299 | 1810 | 80 |
| | 36" dia. | 30" | RAM-36-36-RD-30 | 1375 | 2155 | 2413 | 1059 | 922 | 1596 | 2144 | 93 |

| Description | Top Size | | | \$ List Price | | | | | | | Unpkgd. Wgt. # |
|--|----------|-----|-----------------|---------------|--------------------|---------------------|-------|----------|------------------|------------|----------------|
| | Dia. | H | Model # | Maple | Hickory, White Oak | Walnut, Mixed Woods | Vinyl | Edgeband | Laminate Overlay | Wood Edges | |
| 36" High, Round Rambo Table  | 24" dia. | 36" | RAM-24-24-RD-36 | 917 | 1631 | 1818 | 803 | 802 | 998 | 1466 | |
| | 30" dia. | 36" | RAM-30-30-RD-36 | 1177 | 1931 | 2153 | 1026 | 901 | 1384 | 1895 | |
| | 36" dia. | 36" | RAM-36-36-RD-36 | 1460 | 2240 | 2498 | 1144 | 1007 | 1681 | 2229 | |

| Description | Top Size | | | \$ List Price | | | | | | | Unpkgd. Wgt. # |
|---|----------|-----|--------------------|---------------|--------------------|---------------------|-------|----------|------------------|------------|----------------|
| | Dia. | H | Model # | Maple | Hickory, White Oak | Walnut, Mixed Woods | Vinyl | Edgeband | Laminate Overlay | Wood Edges | |
| 36" High, Round Rambo Table With Foot Ring  | 24" dia. | 36" | RAM-24-24-RD-36-FR | 1002 | 1716 | 1903 | 888 | 887 | 1083 | 1551 | |
| | 30" dia. | 36" | RAM-30-30-RD-36-FR | 1262 | 2016 | 2238 | 1111 | 986 | 1469 | 1980 | |
| | 36" dia. | 36" | RAM-36-36-RD-36-FR | 1545 | 2325 | 2583 | 1229 | 1092 | 1766 | 2314 | |

| Description | Top Size | | | \$ List Price | | | | | | | Unpkgd. Wgt. # |
|--|----------|-----|-----------------|---------------|--------------------|---------------------|-------|----------|------------------|------------|----------------|
| | Dia. | H | Model # | Maple | Hickory, White Oak | Walnut, Mixed Woods | Vinyl | Edgeband | Laminate Overlay | Wood Edges | |
| 42" High, Round Rambo Table  | 24" dia. | 42" | RAM-24-24-RD-42 | 917 | 1631 | 1818 | 803 | 802 | 998 | 1466 | |
| | 30" dia. | 42" | RAM-30-30-RD-42 | 1177 | 1931 | 2153 | 1026 | 901 | 1384 | 1895 | |
| | 36" dia. | 42" | RAM-36-36-RD-42 | 1460 | 2240 | 2498 | 1144 | 1007 | 1681 | 2229 | |


| Description | Top Size | | | \$ List Price | | | | | | | Unpkgd. Wgt. # |
|---|----------|-----|--------------------|---------------|--------------------|---------------------|-------|----------|------------------|------------|----------------|
| | Dia. | H | Model # | Maple | Hickory, White Oak | Walnut, Mixed Woods | Vinyl | Edgeband | Laminate Overlay | Wood Edges | |
| 42" High, Round Rambo Table With Foot Ring  | 24" dia. | 42" | RAM-24-24-RD-42-FR | 1002 | 1716 | 1903 | 888 | 887 | 1083 | 1551 | |
| | 30" dia. | 42" | RAM-30-30-RD-42-FR | 1262 | 2016 | 2238 | 1111 | 986 | 1469 | 1980 | |
| | 36" dia. | 42" | RAM-36-36-RD-42-FR | 1545 | 2325 | 2583 | 1229 | 1092 | 1766 | 2314 | |


RAMBO TABLES — SQUARE TABLES - 30", 36", 42" HIGH


Solid Wood Table Edge Options


Laminate Table Top Edge Options




| Description | Top Size | | | Model # | \$ List Price | | | | | | | Unpkgd. Wgt. # |
|--|----------|-----|-----|-----------------|---------------|--------------------|---------------------|-------|----------|------------------|------------|----------------|
| | W | L | H | | Maple | Hickory, White Oak | Walnut, Mixed Woods | Vinyl | Edgeband | Laminate Overlay | Wood Edges | |
|  30" High, Square Rambo Table | 24" | 24" | 30" | RAM-24-24-SQ-30 | 800 | 1510 | 1691 | 718 | 701 | 804 | 962 | 51 |
| | 30" | 30" | 30" | RAM-30-30-SQ-30 | 1054 | 1798 | 2014 | 941 | 802 | 1113 | 1367 | 84 |
| | 36" | 36" | 30" | RAM-36-36-SQ-30 | 1358 | 2134 | 2390 | 1059 | 909 | 1326 | 1673 | 100 |

| Description | Top Size | | | Model # | \$ List Price | | | | | | | Unpkgd. Wgt. # |
|--|----------|-----|-----|-----------------|---------------|--------------------|---------------------|-------|----------|------------------|------------|----------------|
| | W | L | H | | Maple | Hickory, White Oak | Walnut, Mixed Woods | Vinyl | Edgeband | Laminate Overlay | Wood Edges | |
|  36" High, Square Rambo Table | 24" | 24" | 36" | RAM-24-24-SQ-36 | 885 | 1595 | 1776 | 803 | 786 | 889 | 1047 | |
| | 30" | 30" | 36" | RAM-30-30-SQ-36 | 1139 | 1883 | 2099 | 1026 | 887 | 1198 | 1452 | |
| | 36" | 36" | 36" | RAM-36-36-SQ-36 | 1443 | 2219 | 2475 | 1144 | 994 | 1411 | 1758 | |

| Description | Top Size | | | Model # | \$ List Price | | | | | | | Unpkgd. Wgt. # |
|---|----------|-----|-----|--------------------|---------------|--------------------|---------------------|-------|----------|------------------|------------|----------------|
| | W | L | H | | Maple | Hickory, White Oak | Walnut, Mixed Woods | Vinyl | Edgeband | Laminate Overlay | Wood Edges | |
|  36" High, Square Rambo Table With Foot Ring | 24" | 24" | 36" | RAM-24-24-SQ-36-FR | 970 | 1680 | 1861 | 888 | 871 | 974 | 1132 | |
| | 30" | 30" | 36" | RAM-30-30-SQ-36-FR | 1224 | 1968 | 2184 | 1111 | 972 | 1283 | 1537 | |
| | 36" | 36" | 36" | RAM-36-36-SQ-36-FR | 1528 | 2304 | 2560 | 1229 | 1079 | 1496 | 1843 | |

| Description | Top Size | | | Model # | \$ List Price | | | | | | | Unpkgd. Wgt. # |
|--|----------|-----|-----|-----------------|---------------|--------------------|---------------------|-------|----------|------------------|------------|----------------|
| | W | L | H | | Maple | Hickory, White Oak | Walnut, Mixed Woods | Vinyl | Edgeband | Laminate Overlay | Wood Edges | |
|  42" High, Square Rambo Table | 24" | 24" | 42" | RAM-24-24-SQ-42 | 885 | 1595 | 1776 | 803 | 786 | 889 | 1047 | |
| | 30" | 30" | 42" | RAM-30-30-SQ-42 | 1139 | 1883 | 2099 | 1026 | 887 | 1198 | 1452 | |
| | 36" | 36" | 42" | RAM-36-36-SQ-42 | 1443 | 2219 | 2475 | 1144 | 994 | 1411 | 1758 | |


| Description | Top Size | | | Model # | \$ List Price | | | | | | | Unpkgd. Wgt. # |
|---|----------|-----|-----|--------------------|---------------|--------------------|---------------------|-------|----------|------------------|------------|----------------|
| | W | L | H | | Maple | Hickory, White Oak | Walnut, Mixed Woods | Vinyl | Edgeband | Laminate Overlay | Wood Edges | |
|  42" High, Square Rambo Table With Foot Ring | 24" | 24" | 42" | RAM-24-24-SQ-42-FR | 1055 | 1765 | 1946 | 973 | 956 | 1059 | 1217 | |
| | 30" | 30" | 42" | RAM-30-30-SQ-42-FR | 1309 | 2053 | 2269 | 1196 | 1057 | 1368 | 1622 | |
| | 36" | 36" | 42" | RAM-36-36-SQ-42-FR | 1613 | 2389 | 2645 | 1314 | 1164 | 1581 | 1928 | |


RAMBO TABLES — RECTANGULAR TABLES - 30", 36", 42" HIGH


Solid Wood Table Edge Options


Laminate Table Top Edge Options




| Description | Top Size | | | Model # | \$ List Price | | | | | | | Unpkgd. Wgt. # |
|---|----------|-----|-----|-----------------|---------------|--------------------|---------------------|-------|----------|------------------|------------|----------------|
| | W | L | H | | Maple | Hickory, White Oak | Walnut, Mixed Woods | Vinyl | Edgeband | Laminate Overlay | Wood Edges | |
|  30" High, Rectangular Rambo Table | 24" | 30" | 30" | RAM-24-30-RT-30 | 946 | 1680 | 1881 | 752 | 779 | 883 | 1075 | 65 |
| | 24" | 36" | 30" | RAM-24-36-RT-30 | 1068 | 1756 | 1967 | 787 | 811 | 961 | 1185 | 71 |
| | 30" | 36" | 30" | RAM-30-36-RT-30 | 1223 | 1938 | 2170 | 856 | 874 | 1066 | 1350 | 84 |

| Description | Top Size | | | Model # | \$ List Price | | | | | | | Unpkgd. Wgt. # |
|---|----------|-----|-----|-----------------|---------------|--------------------|---------------------|-------|----------|------------------|------------|----------------|
| | W | L | H | | Maple | Hickory, White Oak | Walnut, Mixed Woods | Vinyl | Edgeband | Laminate Overlay | Wood Edges | |
|  36" High, Rectangular Rambo Table | 24" | 30" | 36" | RAM-24-30-RT-36 | 1031 | 1765 | 1966 | 837 | 864 | 968 | 1160 | |
| | 24" | 36" | 36" | RAM-24-36-RT-36 | 1153 | 1841 | 2052 | 872 | 896 | 1046 | 1270 | |
| | 30" | 36" | 36" | RAM-30-36-RT-36 | 1308 | 2023 | 2255 | 941 | 959 | 1151 | 1435 | |

| Description | Top Size | | | Model # | \$ List Price | | | | | | | Unpkgd. Wgt. # |
|--|----------|-----|-----|--------------------|---------------|--------------------|---------------------|-------|----------|------------------|------------|----------------|
| | W | L | H | | Maple | Hickory, White Oak | Walnut, Mixed Woods | Vinyl | Edgeband | Laminate Overlay | Wood Edges | |
|  36" High, Rectangular Rambo Table With Foot Ring | 24" | 30" | 36" | RAM-24-30-RT-36-FR | 1116 | 1850 | 2051 | 922 | 949 | 1053 | 1245 | |
| | 24" | 36" | 36" | RAM-24-36-RT-36-FR | 1238 | 1926 | 2137 | 957 | 981 | 1131 | 1355 | |
| | 30" | 36" | 36" | RAM-30-36-RT-36-FR | 1393 | 2108 | 2340 | 1026 | 1044 | 1236 | 1520 | |

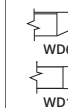
| Description | Top Size | | | Model # | \$ List Price | | | | | | | Unpkgd. Wgt. # |
|---|----------|-----|-----|-----------------|---------------|--------------------|---------------------|-------|----------|------------------|------------|----------------|
| | W | L | H | | Maple | Hickory, White Oak | Walnut, Mixed Woods | Vinyl | Edgeband | Laminate Overlay | Wood Edges | |
|  42" High, Rectangular Rambo Table | 24" | 30" | 42" | RAM-24-30-RT-42 | 1031 | 1765 | 1966 | 837 | 864 | 968 | 1160 | |
| | 24" | 36" | 42" | RAM-24-36-RT-42 | 1153 | 1841 | 2052 | 872 | 896 | 1046 | 1270 | |
| | 30" | 36" | 42" | RAM-30-36-RT-42 | 1308 | 2023 | 2255 | 941 | 959 | 1151 | 1435 | |

| Description | Top Size | | | Model # | \$ List Price | | | | | | | Unpkgd. Wgt. # |
|--|----------|-----|-----|--------------------|---------------|--------------------|---------------------|-------|----------|------------------|------------|----------------|
| | W | L | H | | Maple | Hickory, White Oak | Walnut, Mixed Woods | Vinyl | Edgeband | Laminate Overlay | Wood Edges | |
|  42" High, Rectangular Rambo Table With Foot Ring | 24" | 30" | 42" | RAM-24-30-RT-42-FR | 1116 | 1850 | 2051 | 922 | 949 | 1053 | 1245 | |
| | 24" | 36" | 42" | RAM-24-36-RT-42-FR | 1238 | 1926 | 2137 | 957 | 981 | 1131 | 1355 | |
| | 30" | 36" | 42" | RAM-30-36-RT-42-FR | 1393 | 2108 | 2340 | 1026 | 1044 | 1236 | 1520 | |

RAMBO TABLES — RECTANGULAR TABLES - 30", 36", 42" HIGH

Solid Wood Table Edge Options

Laminate Table Top Edge Options



Eased

Bullnose

WF6

Vintee


3MM


IPWF6


WD6

IPWFlat

WD1

| Description | Top Size | | | Model # | \$ List Price | | | | | | | Unpkgd. Wgt. # |
|---|----------|-----|-----|-----------------|---------------|--------------------|---------------------|-------|----------|------------------|------------|----------------|
| | W | L | H | | Maple | Hickory, White Oak | Walnut, Mixed Woods | Vinyl | Edgeband | Laminate Overlay | Wood Edges | |
| 30" High, Rectangular Rambo Table Two Columns One Base  | 30" | 42" | 30" | RAM-30-42-RT-30 | 1332 | 1999 | 2239 | 957 | 916 | 1271 | 1606 | 121 |
| | 36" | 42" | 30" | RAM-36-42-RT-30 | 1592 | 2302 | 2578 | 1146 | 1035 | 1517 | 1914 | 121 |
| | 36" | 48" | 30" | RAM-36-48-RT-30 | 1744 | 2544 | 2850 | 1196 | 1078 | 1597 | 2046 | 130 |

| Description | Top Size | | | Model # | \$ List Price | | | | | | | Unpkgd. Wgt. # |
|--|----------|-----|-----|-----------------|---------------|--------------------|---------------------|-------|----------|------------------|------------|----------------|
| | W | L | H | | Maple | Hickory, White Oak | Walnut, Mixed Woods | Vinyl | Edgeband | Laminate Overlay | Wood Edges | |
| 36" High, Rectangular Rambo Table Two Columns One Base  | 30" | 42" | 36" | RAM-30-42-RT-36 | 1417 | 2084 | 2324 | 1042 | 1001 | 1356 | 1691 | |
| | 36" | 42" | 36" | RAM-36-42-RT-36 | 1677 | 2387 | 2663 | 1231 | 1120 | 1602 | 1999 | |
| | 36" | 48" | 36" | RAM-36-48-RT-36 | 1829 | 2629 | 2935 | 1281 | 1163 | 1682 | 2131 | |


| Description | Top Size | | | Model # | \$ List Price | | | | | | | Unpkgd. Wgt. # |
|---|----------|-----|-----|-----------------|---------------|--------------------|---------------------|-------|----------|------------------|------------|----------------|
| | W | L | H | | Maple | Hickory, White Oak | Walnut, Mixed Woods | Vinyl | Edgeband | Laminate Overlay | Wood Edges | |
| 42" High, Rectangular Rambo Table Two Columns One Base  | 30" | 42" | 42" | RAM-30-42-RT-42 | 1417 | 2084 | 2324 | 1042 | 1001 | 1356 | 1691 | |
| | 36" | 42" | 42" | RAM-36-42-RT-42 | 1677 | 2387 | 2663 | 1231 | 1120 | 1602 | 1999 | |
| | 36" | 48" | 42" | RAM-36-48-RT-42 | 1829 | 2629 | 2935 | 1281 | 1163 | 1682 | 2131 | |


RAMBO TABLES — RECTANGULAR TABLES - 30", 36", 42" HIGH


Solid Wood Table Edge Options


Laminate Table Top Edge Options




| Description | Top Size | | | Model # | \$ List Price | | | | | | | Unpkgd. Wgt. # |
|---|----------|-----|-----|-----------------|---------------|--------------------|---------------------|-------|----------|------------------|------------|----------------|
| | W | L | H | | Maple | Hickory, White Oak | Walnut, Mixed Woods | Vinyl | Edgeband | Laminate Overlay | Wood Edges | |
| 30" High, Rectangular Rambo Table Two Square Bases  | 30" | 60" | 30" | RAM-30-60-RT-30 | 2053 | 2702 | 3026 | 1510 | 1388 | 1946 | 2437 | |
| | 30" | 72" | 30" | RAM-30-72-RT-30 | 2334 | 3103 | 3476 | 1750 | 1596 | 2286 | 2868 | |
| | 36" | 60" | 30" | RAM-36-60-RT-30 | 2366 | 3138 | 3514 | 1603 | 1530 | 1878 | 2426 | |
| | 36" | 72" | 30" | RAM-36-72-RT-30 | 2666 | 3577 | 4006 | 2000 | 1631 | 2662 | 3355 | |

| Description | Top Size | | | Model # | \$ List Price | | | | | | | Unpkgd. Wgt. # |
|---|----------|-----|-----|-----------------|---------------|--------------------|---------------------|-------|----------|------------------|------------|----------------|
| | W | L | H | | Maple | Hickory, White Oak | Walnut, Mixed Woods | Vinyl | Edgeband | Laminate Overlay | Wood Edges | |
| 36" High, Rectangular Rambo Table Two Square Bases  | 30" | 60" | 36" | RAM-30-60-RT-36 | 2223 | 2872 | 3196 | 1680 | 1558 | 2116 | 2607 | |
| | 30" | 72" | 36" | RAM-30-72-RT-36 | 2504 | 3273 | 3646 | 1920 | 1766 | 2456 | 3038 | |
| | 36" | 60" | 36" | RAM-36-60-RT-36 | 2536 | 3308 | 3684 | 1773 | 1700 | 2048 | 2596 | |
| | 36" | 72" | 36" | RAM-36-72-RT-36 | 2836 | 3747 | 4176 | 2170 | 1801 | 2832 | 3525 | |

| Description | Top Size | | | Model # | \$ List Price | | | | | | | Unpkgd. Wgt. # |
|--|----------|-----|-----|--------------------|---------------|--------------------|---------------------|-------|----------|------------------|------------|----------------|
| | W | L | H | | Maple | Hickory, White Oak | Walnut, Mixed Woods | Vinyl | Edgeband | Laminate Overlay | Wood Edges | |
| 36" High, Rectangular Rambo Table Two Square Bases With Foot Ring  | 30" | 60" | 36" | RAM-30-60-RT-36-FR | 2393 | 3042 | 3366 | 1850 | 1728 | 2286 | 2777 | |
| | 30" | 72" | 36" | RAM-30-72-RT-36-FR | 2674 | 3443 | 3816 | 2090 | 1936 | 2626 | 3208 | |
| | 36" | 60" | 36" | RAM-36-60-RT-36-FR | 2706 | 3478 | 3854 | 1943 | 1870 | 2218 | 2766 | |
| | 36" | 72" | 36" | RAM-36-72-RT-36-FR | 3006 | 3917 | 4346 | 2340 | 1971 | 3002 | 3695 | |

| Description | Top Size | | | Model # | \$ List Price | | | | | | | Unpkgd. Wgt. # |
|---|----------|-----|-----|-----------------|---------------|--------------------|---------------------|-------|----------|------------------|------------|----------------|
| | W | L | H | | Maple | Hickory, White Oak | Walnut, Mixed Woods | Vinyl | Edgeband | Laminate Overlay | Wood Edges | |
| 42" High, Rectangular Rambo Table Two Square Bases  | 30" | 60" | 42" | RAM-30-60-RT-42 | 2223 | 2872 | 3196 | 1680 | 1558 | 2116 | 2607 | |
| | 30" | 72" | 42" | RAM-30-72-RT-42 | 2504 | 3273 | 3646 | 1920 | 1766 | 2456 | 3038 | |
| | 36" | 60" | 42" | RAM-36-60-RT-42 | 2536 | 3308 | 3684 | 1773 | 1700 | 2048 | 2596 | |
| | 36" | 72" | 42" | RAM-36-72-RT-42 | 2836 | 3747 | 4176 | 2170 | 1801 | 2832 | 3525 | |

| Description | Top Size | | | Model # | \$ List Price | | | | | | | Unpkgd. Wgt. # |
|--|----------|-----|-----|--------------------|---------------|--------------------|---------------------|-------|----------|------------------|------------|----------------|
| | W | L | H | | Maple | Hickory, White Oak | Walnut, Mixed Woods | Vinyl | Edgeband | Laminate Overlay | Wood Edges | |
| 42" High, Rectangular Rambo Table Two Square Bases With Foot Ring  | 30" | 60" | 42" | RAM-30-60-RT-42-FR | 2393 | 3042 | 3366 | 1850 | 1728 | 2286 | 2777 | |
| | 30" | 72" | 42" | RAM-30-72-RT-42-FR | 2674 | 3443 | 3816 | 2090 | 1936 | 2626 | 3208 | |
| | 36" | 60" | 42" | RAM-36-60-RT-42-FR | 2706 | 3478 | 3854 | 1943 | 1870 | 2218 | 2766 | |
| | 36" | 72" | 42" | RAM-36-72-RT-42-FR | 3006 | 3917 | 4346 | 2340 | 1971 | 3002 | 3695 | |

POST LEG TABLES



About the Collection

The Core-Drilled/Bolt-Down Tables feature circular steel columns with a small circular steel fixed base. The Core-Drilled/Bolt-Down series is not sold with table tops. Choose between 30" (dining), 36" (counter), or 42" (bar) height. Table top not included.

Standard Features

- Circular steel column
- Column and base finished in the metal finish of your choice
- Labor saving attachment provides for easy assembly using a fixed, hardened 1/2" bolt that is hard welded into a heavy plate inside the bottom of the column
- Floor-mounting hardware and installation instructions are not included

Options & Accessories

Custom Height and Diameters Available

-

Call Factory for Pricing/Dimensions

Required to Order

1. Model Number and Description
2. Table Base Finish

Example:

CD3100-36 Core-drilled; Counter Height, Solid Wood Top-Maple, Eased, Parchment; Olive Green

Notes & Tips

- * Assembly required: consult your architect or general contractor for proper installation. Installation techniques vary based on floor material
- * Core Drill Base – Base is inserted into a hole and cemented or grouted in permanently. Please consult your architect or general contractor about installation.
- * Bolt Down Base – Base is secured to the floor with bolts (not included). Please consult your architect or general contractor about installation.
- * Call factory for custom heights
- * Call for shipping quote

CORE-DRILLED TABLE BASES — TOPS NOT INCLUDED - 30", 36", 42" HIGH

| Description | Top Size | | | | \$ List Price | Unpkgd. Wgt. # |
|--|----------|---|--------|--------------|---------------|----------------|
| | W | L | H | Model # | | |
| 30" High, Core Drilled Table Base | | | 28.75" | CD3100-30 | 242 | |
| | | | | | | |
| 36" High, Core Drilled Table Base | | | 34.75" | CD3100-36 | 277 | |
| | | | | | | |
| 36" High, Core Drilled Table Base With Foot Ring | | | 34.75" | CD3100-36-FR | 309 | |
| | | | | | | |
| 42" High, Core Drilled Table Base | | | 40.75" | CD3100-42 | 373 | |
| | | | | | | |
| 42" High, Core Drilled Table Base With Foot Ring | | | 40.75" | CD3100-42-FR | 407 | |
| | | | | | | |

BOLT-DOWN TABLE BASES — TOPS NOT INCLUDED - 30", 36", 42" HIGH

| Description | Top Size | | | | \$ List Price | Unpkgd. Wgt. # |
|---|----------|---|--------|--------------|---------------|----------------|
| | W | L | H | Model # | | |
| 30" High, Bolt-Down Table Base | | | 28.75" | BD4100-30 | 242 | |
| | | | | | | |
| 36" High, Bolt-Down Table Base | | | 34.75" | BD4100-36 | 277 | |
| | | | | | | |
| 36" High, Bolt-Down Table Base With Foot Ring | | | 34.75" | BD4100-36-FR | 309 | |
| | | | | | | |
| 42" High, Bolt-Down Table Base | | | 40.75" | BD4100-42 | 373 | |
| | | | | | | |
| 42" High, Bolt-Down Table Base With Foot Ring | | | 40.75" | BD4100-42-FR | 407 | |
| | | | | | | |



About the Collection

Opla Tables feature steel bases with perforated steel tops. Opla is suitable for indoor or outdoor use. The Opla series is available in round or square top shapes. Only available in 30" dining height.

Standard Features

- Perforated steel top
- Round steel frame
- Finished in metal finish of your choice
- Plastic glides

Required to Order

1. Model Number and Description
2. Metal Finish

Example:


Opla Round Table; OP30R; Honey Yellow

Notes & Tips


* High gloss and low gloss clear coat not available on Opla Table models

OPLA OUTDOOR TABLES — 30" HIGH

| Description | Top Size | | | \$ List Price | Unpkgd. Wgt. # |
|--------------------------|----------|-----|---------|---------------|----------------|
| | Dia. | H | Model # | | |
| Round Opla Outdoor Table | 30" | 30" | OP30R | 972 | 17 |



| Description | W | L | H | Model # | \$ List Price | Unpkgd. Wgt. # |
|-------------|---------------------------|-----|-----|---------|---------------|----------------|
| | Square Opla Outdoor Table | 30" | 30" | 30" | | |



CANTILEVER TABLE



About the Collection

The Cantilever Table Collection consists of 2" square tube table mount frames in three sizes. Table top not included.

Standard Features

- 2" square tube steel frame
- 10", 19", and 33" variations
- Custom sizes available

Required to Order

1. Model Number and Description
2. Table Base Finish
3. Options, if selected (above)

Example:

7000 24" Cantilever Table Mount

Notes & Tips

- * Assembly required: consult your architect or general contractor for proper installation. Installation techniques vary based on floor material. Instructions and hardware not included.
- * Call factory for custom sizing
- * Call for shipping quote

CANTILEVER TABLE BASES — 16" HIGH

| Description | Top Size | | | | Model # | \$ List Price | Unpkgd. Wgt. # |
|--------------------------------|----------|-----|-----|--|---------|---------------|----------------|
| | W | L | H | | | | |
| 24"-36" Cantilever Table Mount | 18" | 19" | 16" | | 7000 | 350 | |



| | | | | | | | |
|--------------------------------|-----|-----|-----|--|------|-----|--|
| 36"-54" Cantilever Table Mount | 18" | 33" | 16" | | 7005 | 368 | |
|--------------------------------|-----|-----|-----|--|------|-----|--|



| | | | | | | | |
|--------------------------------|-----|-----|-----|--|------|-----|--|
| 14"-20" Cantilever Table Mount | 18" | 10" | 16" | | 7010 | 293 | |
|--------------------------------|-----|-----|-----|--|------|-----|--|



COMMUNAL TABLES

ANDREA COMMUNAL TABLES



About the Collection

The Andrea Communal Table features an all-wood or all-laminate design. Choose between 30" (dining), 36" (counter), or 42" (bar) height.

Standard Features

- Tables can be made in wood or laminate
- Counter and bar height models require powder coated steel foot rest
- Adjustable glides

Options & Accessories

| | | |
|--------------------------------|-----|----------------|
| Light Distressing on Wood Tops | 123 | Call for Quote |
| Heavy Distressing on Wood Tops | 123 | Call for Quote |

Required to Order

1. Model Number and Description
2. Wood or Laminate Top Finish
3. Table Top Edge Profile; When selecting IPWFlat, a wood finish is required
4. Powder Coat Finish and Foot Rest Finish (if applicable)
5. Options, if selected (above)

Example:

ADR-36-60-RT-30, Table, Andrea, ADR, 36-60, Rectangle Shape, Dining Height, Solid Wood Top, Maple, Eased Edge, Solid Wood Beam, Maple, Eased Edge, Solid Wood Leg, Maple, Eased Edge

Notes & Tips

* Shipped knocked down and ready to assemble

ANDREA COMMUNAL TABLES — 30", 36", 42" HIGH

Solid Wood Table Edge Options


Laminate Table Top Edge Options





Eased



IPWFlat

| Description | Top Size | | | | \$ List Price | | | | Unpkgd. Wgt. # |
|---|----------|-----|-----|-----------------|---------------|--------------------|---------------------|------------------|----------------|
| | W | L | H | Model # | Maple | Hickory, White Oak | Walnut, Mixed Woods | Laminate Overlay | |
|  <p>30" High, Andrea Communal Table</p> | 30" | 60" | 30" | ADR-30-60-RT-30 | 6001 | 9346 | 10469 | 4603 | ### |
| | 30" | 72" | 30" | ADR-30-72-RT-30 | 6228 | 9742 | 10911 | 4662 | ### |
| | 30" | 84" | 30" | ADR-30-84-RT-30 | 6440 | 10119 | 11334 | 4756 | ### |
| | 30" | 94" | 30" | ADR-30-94-RT-30 | 6839 | 10715 | 12001 | 4894 | ### |
| | 36" | 60" | 30" | ADR-36-60-RT-30 | 6316 | 9725 | 10892 | 4728 | ### |
| | 36" | 72" | 30" | ADR-36-72-RT-30 | 6541 | 10143 | 11361 | 4907 | ### |
| | 36" | 84" | 30" | ADR-36-84-RT-30 | 6755 | 10544 | 11809 | 5090 | ### |
| | 36" | 94" | 30" | ADR-36-94-RT-30 | 7081 | 10741 | 12030 | 5248 | ### |

| Description | Top Size | | | | \$ List Price | | | | Unpkgd. Wgt. # |
|---|----------|-----|-----|-----------------|---------------|--------------------|---------------------|------------------|----------------|
| | W | L | H | Model # | Maple | Hickory, White Oak | Walnut, Mixed Woods | Laminate Overlay | |
|  <p>36" High, Andrea Communal Table</p> | 30" | 60" | 36" | ADR-30-60-RT-36 | 6469 | 9808 | 10986 | 5228 | ### |
| | 30" | 72" | 36" | ADR-30-72-RT-36 | 6700 | 10211 | 11436 | 5410 | ### |
| | 30" | 84" | 36" | ADR-30-84-RT-36 | 6970 | 10660 | 11939 | 5589 | ### |
| | 30" | 94" | 36" | ADR-30-94-RT-36 | 7297 | 11169 | 12509 | 5749 | ### |
| | 36" | 60" | 36" | ADR-36-60-RT-36 | 7598 | 11426 | 12797 | 5553 | ### |
| | 36" | 72" | 36" | ADR-36-72-RT-36 | 7827 | 11844 | 13264 | 5755 | ### |
| | 36" | 84" | 36" | ADR-36-84-RT-36 | 8159 | 12396 | 13884 | 5957 | ### |
| | 36" | 94" | 36" | ADR-36-94-RT-36 | 8423 | 12863 | 14406 | 6132 | ### |

| Description | Top Size | | | | \$ List Price | | | | Unpkgd. Wgt. # |
|---|----------|-----|-----|-----------------|---------------|--------------------|---------------------|------------------|----------------|
| | W | L | H | Model # | Maple | Hickory, White Oak | Walnut, Mixed Woods | Laminate Overlay | |
|  <p>42" High, Andrea Communal Table</p> | 30" | 60" | 42" | ADR-30-60-RT-42 | 6862 | 10161 | 11380 | 5243 | ### |
| | 30" | 72" | 42" | ADR-30-72-RT-42 | 7208 | 10710 | 11995 | 5389 | ### |
| | 30" | 84" | 42" | ADR-30-84-RT-42 | 7512 | 11203 | 12548 | 5732 | ### |
| | 30" | 94" | 42" | ADR-30-94-RT-42 | 8231 | 12202 | 13667 | 6044 | ### |
| | 36" | 60" | 42" | ADR-36-60-RT-42 | 7832 | 11490 | 12868 | 5728 | ### |
| | 36" | 72" | 42" | ADR-36-72-RT-42 | 8101 | 11965 | 13400 | 6009 | ### |
| | 36" | 84" | 42" | ADR-36-84-RT-42 | 8332 | 12387 | 13874 | 6299 | ### |
| | 36" | 94" | 42" | ADR-36-94-RT-42 | 8624 | 12889 | 14435 | 6493 | ### |

ANDY COMMUNAL TABLES



About the Collection

The Andy Communal Table features a sturdy solid wood Maple top with angular wood legs. The Andy series is available in square or rectangular top shapes. Choose between 30" (dining), 36" (counter), or 42" (bar) height.

Standard Features

- Available in Maple, White Oak, Hickory, Walnut, or Mixed Woods
- Counter and bar height models require powder coated steel foot rest
- Adjustable plastic glides

Options & Accessories

| | | |
|-------------------|-----|----------------|
| Light Distressing | 123 | Call for Quote |
| Heavy Distressing | 123 | Call for Quote |

Required to Order

1. Model Number and Description
2. Wood Top Finish
3. Table Top Edge Profile
4. Foot Rest Finish (if applicable)
5. Options, if selected (above)

Example:
AND-36-60-RT-30, Table, Andy, AND, 36-60, Rectangle Shape, Dining Height, Solid Wood Top, Maple, Eased Edge, Solid Wood Leg, Maple, Eased Edge

Notes & Tips

- * Assembly required
- * Table legs and tops will match based on species choice. For example, if you select a white oak top, the legs will also be white oak

ANDY COMMUNAL TABLES — 30", 42" HIGH

Solid Wood Table Edge Options



| Description | Top Size | | | | \$ List Price | | | Unpkgd. Wgt. # |
|---|----------|-----|-----|-----------------|---------------|--------------------|---------------------|----------------|
| | W | L | H | Model # | Maple | Hickory, White Oak | Walnut, Mixed Woods | |
| 30" High, Andy Square Communal Table  | 36" | 36" | 30" | AND-36-36-SQ-30 | 2628 | 3379 | 3785 | 39 |
| | 42" | 42" | 30" | AND-42-42-SQ-30 | 3030 | 3816 | 4273 | 39 |
| | 48" | 48" | 30" | AND-48-48-SQ-30 | 3485 | 4416 | 4946 | 39 |
| | 54" | 54" | 30" | AND-54-54-SQ-30 | 4007 | 5106 | 5719 | 44 |
| | | | | | | | | |
| 30" High, Andy Rectangular Communal Table  | 36" | 60" | 30" | AND-36-60-RT-30 | 3364 | 4097 | 4588 | 39 |
| | 36" | 72" | 30" | AND-36-72-RT-30 | 3728 | 4542 | 5087 | 39 |
| | 36" | 84" | 30" | AND-36-84-RT-30 | 3834 | 4811 | 5388 | 39 |
| | 36" | 96" | 30" | AND-36-96-RT-30 | 4007 | 5211 | 5836 | 44 |
| | 42" | 60" | 30" | AND-42-60-RT-30 | 3669 | 4655 | 5214 | |
| | 42" | 72" | 30" | AND-42-72-RT-30 | 4097 | 5218 | 5844 | |
| | 42" | 84" | 30" | AND-42-84-RT-30 | 4523 | 5781 | 6475 | |
| | 42" | 96" | 30" | AND-42-96-RT-30 | 4954 | 6351 | 7114 | |
| | | | | | | | | |
| 36" High, Andy Rectangular Communal Table  | 36" | 60" | 36" | AND-36-60-RT-36 | 4614 | 5874 | 6579 | 39 |
| | 36" | 72" | 36" | AND-36-72-RT-36 | 5023 | 6423 | 7194 | 39 |
| | 36" | 84" | 36" | AND-36-84-RT-36 | 5428 | 6976 | 7814 | 39 |
| | 36" | 96" | 36" | AND-36-96-RT-36 | 5836 | 7525 | 8428 | 44 |
| | 42" | 60" | 36" | AND-42-60-RT-36 | 4917 | 6212 | 6958 | |
| | 42" | 72" | 36" | AND-42-72-RT-36 | 5388 | 6832 | 7651 | |
| | 42" | 84" | 36" | AND-42-84-RT-36 | 5854 | 7448 | 8342 | |
| | 42" | 96" | 36" | AND-42-96-RT-36 | 6324 | 8068 | 9037 | |
| | | | | | | | | |
| 42" High, Andy Rectangular Communal Table  | 36" | 60" | 42" | AND-36-60-RT-42 | 4516 | 5755 | 6446 | |
| | 36" | 72" | 42" | AND-36-72-RT-42 | 4922 | 6301 | 7057 | |
| | 36" | 84" | 42" | AND-36-84-RT-42 | 5324 | 6850 | 7673 | |
| | 36" | 96" | 42" | AND-36-96-RT-42 | 5731 | 7400 | 8288 | |
| | 42" | 60" | 42" | AND-42-60-RT-42 | 4838 | 6116 | 6849 | |
| | 42" | 72" | 42" | AND-42-72-RT-42 | 5307 | 6734 | 7542 | |
| | 42" | 84" | 42" | AND-42-84-RT-42 | 5771 | 7349 | 8231 | |
| | 42" | 96" | 42" | AND-42-96-RT-42 | 6242 | 7966 | 8922 | |
| | | | | | | | | |

BOWEN INDOOR COMMUNAL TABLE COLLECTION



About the Collection

Designed for Indoor use, the Bowen Table features power coated steel base with a solid wood or laminate table top. Choose between dining (30"), 36" (counter), or 42" (bar) height.

Standard Features

- Rectangular top with 2.5" radius corners in solid wood or laminate with exposed ply edges
- Steel base in your choice of metal finish
- Counter and bar height models include powder coated steel foot rest
- Plastic adjustable glides


Required to Order

1. Model Number and Description
2. Wood or Laminate Table Top Finish
3. If Laminate, a wood finish is required for IPWFlat edge
4. Powder Coat Finish


Notes & Tips

- * Assembly required


BOWEN INDOOR COMMUNAL TABLES — 30", 36", 42" HIGH

| Description | Top Size | | | Model # | \$ List Price | | | Laminate Overlay | Unpkgd. Wgt. (HDPE) # |
|---|----------|-----|-----|------------------|---------------|--------------------|---------------------|------------------|-----------------------|
| | W | L | H | | Maple | Hickory, White Oak | Walnut, Mixed Woods | | |
| 30" High, Bowen Communal Table  | 36" | 59" | 30" | BCN-36-59-RTR-30 | 2700 | 3961 | 4436 | 2325 | 135.8 |
| | 36" | 71" | 30" | BCN-36-71-RTR-30 | 2950 | 4328 | 4847 | 2575 | 196.2 |
| | 36" | 82" | 30" | BCN-36-82-RTR-30 | 3200 | 4694 | 5258 | 2977 | 222.1 |

*Please note, for actual height, please add 0.7" to stated dimensions for solid wood + laminate tops.

| Description | Top Size | | | Model # | \$ List Price | | | Laminate Overlay | Unpkgd. Wgt. (HDPE) # |
|---|----------|-----|-----|------------------|---------------|--------------------|---------------------|------------------|-----------------------|
| | W | L | H | | Maple | Hickory, White Oak | Walnut, Mixed Woods | | |
| 36" High, Bowen Communal Table  | 36" | 59" | 36" | BCN-36-59-RTR-36 | 3400 | 4988 | 5586 | 3025 | 155.5 |
| | 36" | 71" | 36" | BCN-36-71-RTR-36 | 3650 | 5355 | 5997 | 3275 | 208.9 |
| | 36" | 82" | 36" | BCN-36-82-RTR-36 | 3900 | 5721 | 6408 | 3677 | 235 |

*Please note, for actual height, please add 0.7" to stated dimensions for solid wood + laminate tops.

| Description | Top Size | | | Model # | \$ List Price | | | Laminate Overlay | Unpkgd. Wgt. (HDPE) # |
|--|----------|-----|-----|------------------|---------------|--------------------|---------------------|------------------|-----------------------|
| | W | L | H | | Maple | Hickory, White Oak | Walnut, Mixed Woods | | |
| 42" High, Bowen Communal Table  | 36" | 59" | 42" | BCN-36-59-RTR-42 | 3600 | 5281 | 5915 | 3225 | 159.3 |
| | 36" | 71" | 42" | BCN-36-71-RTR-42 | 3850 | 5648 | 6326 | 3475 | 212.7 |
| | 36" | 82" | 42" | BCN-36-82-RTR-42 | 4100 | 6015 | 6736 | 3875 | 238.9 |

*Please note, for actual height, please add 0.7" to stated dimensions for solid wood + laminate tops.

BOWEN OUTDOOR COMMUNAL TABLE COLLECTION



About the Collection

The Bowen Outdoor Communal Table features a powder coated steel base with slatted top on HDPE, a durable outdoor material. Choose between 30" (dining), 36" (counter), or 42" (bar) height.

Standard Features

- Top surface available in HDPE materials suitable for the outdoors.
- HDPE is a sustainable dimensional wood alternative made primarily from recycled and recyclable plastic. It is a high-performance, low maintenance material that is color stable and will never splinter, crack nor chip.
- Steel base in your choice of metal finish
- Counter and bar height models include powder coated steel foot rest
- Optional, 1.63" diameter umbrella cutout with stainless steel sleeve
- Rectangular top shape with 2.5" radius corners
- Plastic glides
- Radius edge profile

Options & Accessories

Umbrella cutout with stainless steel sleeve

Add to List Price

\$259

Required to Order

1. Model Number and Description
2. Top Material and Finish
3. Metal Finish


Example:

BWC-36-59-RT-30, Table, Bowen, BWC, 36-59, Rectangle Shape, Dining Height, HDPE Black Top, Olive Green Base


Notes & Tips

- * Assembly required
- * Radius edge profile
- * High gloss and low gloss clear coat not available on Bowen Tables

BOWEN OUTDOOR COMMUNAL TABLES — 30", 36", 42" HIGH

| Description | Top Size | | | | \$ List Price | Unpkgd. Wgt. (HDPE) # |
|---|----------|-----|-----|-----------------|---------------|-----------------------|
| | W | L | H | Model # | | |
|  30" High, Bowen Communal Table | | | | | HDPE | |
| | 36" | 59" | 30" | BWC-36-59-RT-30 | 3482 | 113 |
| | 36" | 71" | 30" | BWC-36-71-RT-30 | 3987 | 127 |
| | 36" | 82" | 30" | BWC-36-82-RT-30 | 4498 | 141 |

| Description | Top Size | | | | \$ List Price | Unpkgd. Wgt. (HDPE) # |
|---|----------|-----|-----|-----------------|---------------|-----------------------|
| | W | L | H | Model # | | |
|  36" High, Bowen Communal Table | | | | | HDPE | |
| | 36" | 59" | 36" | BWC-36-59-RT-36 | 3950 | 119 |
| | 36" | 71" | 36" | BWC-36-71-RT-36 | 4455 | 133 |
| | 36" | 82" | 36" | BWC-36-82-RT-36 | 4966 | 147 |

| Description | Top Size | | | | \$ List Price | Unpkgd. Wgt. (HDPE) # |
|--|----------|-----|-----|-----------------|---------------|-----------------------|
| | W | L | H | Model # | | |
|  42" High, Bowen Communal Table | | | | | HDPE | |
| | 36" | 59" | 42" | BWC-36-59-RT-42 | 4410 | 123 |
| | 36" | 71" | 42" | BWC-36-71-RT-42 | 4915 | 136 |
| | 36" | 82" | 42" | BWC-36-82-RT-42 | 5425 | 150 |

BRADY COMMUNAL TABLE COLLECTION



About the Collection

The Brady Communal Table features a simple 4-leg steel base with long, rectangular tops ideal for large groups. Choose between 30" (dining), 36" (counter), or 42" (bar) height.

Standard Features

- Rectangular top shape
- Tops can be made in wood or laminate
- Steel base finished in the metal finish of your choice
- Counter and bar height models require powder coated steel foot rest
- Plastic glides

Options & Accessories

| | | |
|-------------------|-----|----------------|
| Light Distressing | 123 | Call for Quote |
| Heavy Distressing | 123 | Call for Quote |

Required to Order

1. Model Number and Description
2. Wood or Laminate Top Finish
3. Table Top Edge Profile; When selecting IPWFlat, a wood finish is required
4. Foot Rest Finish (if applicable)
5. Options, if selected (above)

Example:

BRC-36-60-RT-30, Table, Brady Communal, BRC, 36-60, Rectangle Shape, Dining Height, Solid Wood Top, Maple, Eased Edge, Olive Green Base

Notes & Tips

- * Assembly required
- * The laminate tops include a Baltic Birch core with exposed or finished edges

BRADY COMMUNAL TABLES — 30", 36", 42" HIGH

Solid Wood Table Edge Options


Laminate Table Top Edge Options





Eased



IPWFlat

| Description | Top Size | | | | \$ List Price | | | | Unpkgd. Wgt. # |
|--|----------|-----|-----|-----------------|---------------|--------------------|---------------------|------------------|----------------|
| | W | L | H | Model # | Maple | Hickory, White Oak | Walnut, Mixed Woods | Laminate Overlay | |
| 30" High, Solid Wood Brady Communal Table  | 24" | 48" | 30" | BRC-24-48-RT-30 | 1684 | 2470 | 2766 | 1332 | 82 |
| | 24" | 60" | 30" | BRC-24-60-RT-30 | 1879 | 2704 | 3028 | 1615 | 93 |
| | 24" | 72" | 30" | BRC-24-72-RT-30 | 2208 | 3186 | 3568 | 1838 | 110 |
| | 24" | 84" | 30" | BRC-24-84-RT-30 | 2367 | 3467 | 3883 | 1970 | 123 |
| | 24" | 94" | 30" | BRC-24-94-RT-30 | 2512 | 3728 | 4176 | 2025 | 133 |
| | 30" | 60" | 30" | BRC-30-60-RT-30 | 2004 | 2966 | 3322 | 1782 | 111 |
| | 30" | 72" | 30" | BRC-30-72-RT-30 | 2456 | 3620 | 4055 | 1904 | 131 |
| | 30" | 84" | 30" | BRC-30-84-RT-30 | 2588 | 3886 | 4352 | 2075 | 148 |
| | 30" | 94" | 30" | BRC-30-94-RT-30 | 2810 | 4247 | 4757 | 2205 | 160 |
| | 36" | 60" | 30" | BRC-36-60-RT-30 | 2295 | 3427 | 3838 | 1908 | 129 |
| | 36" | 72" | 30" | BRC-36-72-RT-30 | 2623 | 3952 | 4426 | 2075 | 152 |
| | 36" | 84" | 30" | BRC-36-84-RT-30 | 2857 | 4366 | 4889 | 2205 | 172 |
| | 36" | 94" | 30" | BRC-36-94-RT-30 | 3207 | 4918 | 5509 | 2281 | 187 |

| Description | Top Size | | | | \$ List Price | | | | Unpkgd. Wgt. # |
|--|----------|-----|-----|-----------------|---------------|--------------------|---------------------|------------------|----------------|
| | W | L | H | Model # | Maple | Hickory, White Oak | Walnut, Mixed Woods | Laminate Overlay | |
| 36" High, Solid Wood Brady Communal Table  | 30" | 60" | 36" | BRC-30-60-RT-36 | 3050 | 4223 | 4730 | 2477 | 132 |
| | 30" | 72" | 36" | BRC-30-72-RT-36 | 3608 | 5006 | 5607 | 2529 | 154 |
| | 30" | 84" | 36" | BRC-30-84-RT-36 | 3841 | 5393 | 6041 | 2697 | 172 |
| | 30" | 94" | 36" | BRC-30-94-RT-36 | 4039 | 5728 | 6416 | 2739 | 186 |
| | 36" | 60" | 36" | BRC-36-60-RT-36 | 3241 | 4565 | 5113 | 2588 | 151 |
| | 36" | 72" | 36" | BRC-36-72-RT-36 | 3800 | 5370 | 6014 | 2744 | 176 |
| | 36" | 84" | 36" | BRC-36-84-RT-36 | 4031 | 5780 | 6474 | 2855 | 184 |
| | 36" | 94" | 36" | BRC-36-94-RT-36 | 4232 | 6155 | 6893 | 2917 | 214 |

| Description | Top Size | | | | \$ List Price | | | | Unpkgd. Wgt. # |
|--|----------|-----|-----|-----------------|---------------|--------------------|---------------------|------------------|----------------|
| | W | L | H | Model # | Maple | Hickory, White Oak | Walnut, Mixed Woods | Laminate Overlay | |
| 42" High, Solid Wood Brady Communal Table  | 30" | 60" | 42" | BRC-30-60-RT-42 | 3377 | 4617 | 5170 | 2747 | 135 |
| | 30" | 72" | 42" | BRC-30-72-RT-42 | 3990 | 5464 | 6120 | 2889 | 157 |
| | 30" | 84" | 42" | BRC-30-84-RT-42 | 4245 | 5883 | 6589 | 2960 | |
| | 30" | 94" | 42" | BRC-30-94-RT-42 | 4464 | 6239 | 6987 | 3042 | 190 |
| | 36" | 60" | 42" | BRC-36-60-RT-42 | 3587 | 4982 | 5580 | 2880 | 154 |
| | 36" | 72" | 42" | BRC-36-72-RT-42 | 4201 | 5854 | 6556 | 3186 | 179 |
| | 36" | 84" | 42" | BRC-36-84-RT-42 | 4456 | 6293 | 7049 | 3256 | 201 |
| | 36" | 94" | 42" | BRC-36-94-RT-42 | 4676 | 6686 | 7489 | 3307 | 217 |

DYLAN COMMUNAL TABLES



About the Collection

The Dylan Communal Table features an all-wood or all-laminate design. Each table features a unique metal mitered bracket that adds strength and a fun pop of color. Choose between 30" (dining), 36" (counter), or 42" (bar) height.

Standard Features

- Tables can be made in wood or laminate
- Corner bracket can be finished in the metal finish of your choice
- Counter and bar height models require powder coated steel foot rest
- Adjustable glides
- Power integration available

Options & Accessories

| | | |
|-----------------------------------|-----|----------------|
| Electrical and Power Integration* | 193 | \$800/Module |
| Light Distressing on Wood Tops | 123 | Call for Quote |
| Heavy Distressing on Wood Tops | 123 | Call for Quote |

Required to Order

1. Model Number and Description
2. Wood or Laminate Top Finish
3. Table Top Edge Profile; When selecting IPWFlat, a wood finish is required
4. Metal Bracket Powder Coat Finish and Foot Rest Finish (if applicable)
5. Options, if selected (above)

Example:

DYL-T-SW-366030, Table, Dylan, DYL-T, 36-60, Rectangle Shape, Dining Height, Solid Wood Top, Maple, Eased Edge, Solid Wood Beam, Maple, Eased Edge, Solid Wood Leg, Maple, Ease Edge

Notes & Tips

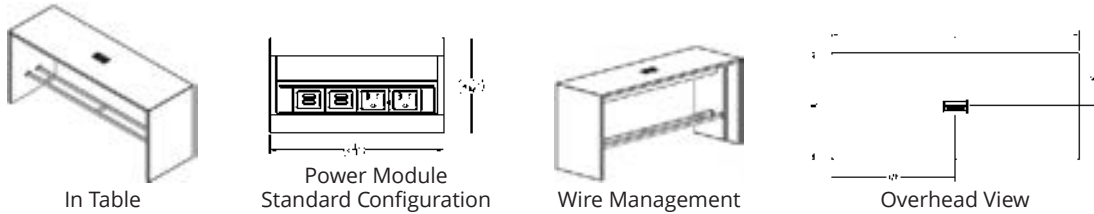
- * Shipped fully assembled
- * Electrical and power integration includes two electrical outlets and two USB ports
- * 24" wide tables should be secured to the floor or a wall for maximum stability

Power & Electrical Planning

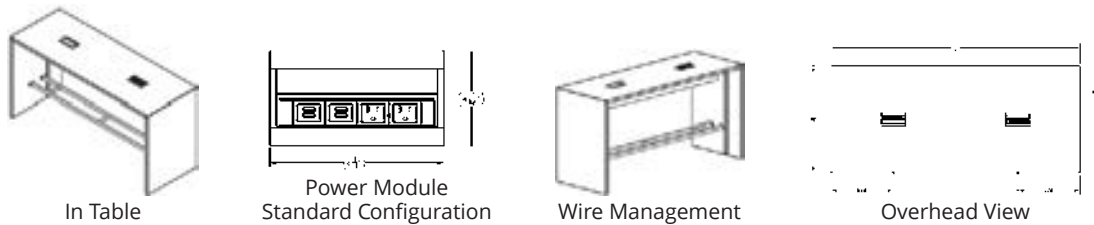
Power and electrical can be specified on either wood or laminate Dylan Tables. One or two power modules may be used per table. **Each module consists of two power and two USB ports finished in a Silver Anodized Aluminum with a white trim.** Each module also includes a wire management system for a three-prong cord for 120 Volts at 120" long. Wire management is designed to neatly encase cords and is securely placed on the inside of one leg. For two power units, there will be two separate cords and encasings, each placed securely on the inside of each leg. The wire management is finished in Silver Anodized Aluminum.

There are two standard options for module placement. For one module, the module will be placed in the center of table top. For two modules, modules will be placed at both ends of the table top, equal distance from the edge of the table for a symmetrical effect. Please note, requests for alternate placement of modules will extend lead times and may not be honored due to design limitations. For all power and integration, please call for quote.

OPTION 1 (P1) - CENTER POWER



OPTION 2 (P2) - POWER AT ENDS





Please note, power modules on Option 2 are placed in opposite directions.

DYLAN COMMUNAL TABLES — 30", 36", 42" HIGH

Solid Wood Table Edge Options



| Description | Top Size | | | | \$ List Price | | | Unpkgd. Wgt. # |
|--|----------|-----|-----|-----------------|---------------|--------------------|---------------------|----------------|
| | W | L | H | Model # | Maple | Hickory, White Oak | Walnut, Mixed Woods | |
| 30" High, Solid Wood Dylan Communal Table  | 24" | 60" | 30" | DYL-T-SW-246030 | 6025 | 9362 | 10486 | 115 |
| | 24" | 72" | 30" | DYL-T-SW-247230 | 6259 | 9752 | 10922 | 124 |
| | 24" | 84" | 30" | DYL-T-SW-248430 | 6485 | 10130 | 11345 | 135 |
| | 24" | 94" | 30" | DYL-T-SW-249430 | 6901 | 10908 | 12217 | 166 |
| | 30" | 60" | 30" | DYL-T-SW-306030 | 6317 | 9836 | 11017 | 136 |
| | 30" | 72" | 30" | DYL-T-SW-307230 | 6554 | 10253 | 11484 | 148 |
| | 30" | 84" | 30" | DYL-T-SW-308430 | 6779 | 10654 | 11932 | 148 |
| | 30" | 94" | 30" | DYL-T-SW-309430 | 7198 | 11280 | 12634 | 160 |
| | 36" | 60" | 30" | DYL-T-SW-366030 | 6647 | 10237 | 11465 | 157 |
| | 36" | 72" | 30" | DYL-T-SW-367230 | 6885 | 10676 | 11957 | 171 |
| | 36" | 84" | 30" | DYL-T-SW-368430 | 7109 | 11098 | 12430 | 185 |
| | 36" | 94" | 30" | DYL-T-SW-369430 | 7454 | 11304 | 12661 | 199 |


| Description | Top Size | | | | \$ List Price | | | Unpkgd. Wgt. # |
|--|----------|-----|-----|-----------------|---------------|--------------------|---------------------|----------------|
| | W | L | H | Model # | Maple | Hickory, White Oak | Walnut, Mixed Woods | |
| 36" High, Solid Wood Dylan Communal Table  | 24" | 60" | 36" | DYL-T-SW-246036 | 7043 | 10501 | 11760 | 134 |
| | 24" | 72" | 36" | DYL-T-SW-247236 | 7277 | 10889 | 12195 | 146 |
| | 24" | 84" | 36" | DYL-T-SW-248436 | 7504 | 11268 | 12620 | 135 |
| | 24" | 94" | 36" | DYL-T-SW-249436 | 7920 | 11889 | 13316 | 192 |
| | 30" | 60" | 36" | DYL-T-SW-306036 | 7335 | 10975 | 12291 | 156 |
| | 30" | 72" | 36" | DYL-T-SW-307236 | 7572 | 11390 | 12757 | 171 |
| | 30" | 84" | 36" | DYL-T-SW-308436 | 7798 | 11792 | 13207 | 185 |
| | 30" | 94" | 36" | DYL-T-SW-309436 | 8217 | 12261 | 13733 | 199 |
| | 36" | 60" | 36" | DYL-T-SW-366036 | 8000 | 12027 | 13470 | 179 |
| | 36" | 72" | 36" | DYL-T-SW-367236 | 8237 | 12466 | 13962 | 196 |
| | 36" | 84" | 36" | DYL-T-SW-368436 | 8588 | 13048 | 14614 | 212 |
| | 36" | 94" | 36" | DYL-T-SW-369436 | 8864 | 13538 | 15162 | 228 |

DYLAN COMMUNAL TABLES — 30", 36", 42" HIGH

Solid Wood Table Edge Options




Eased


| Description | Top Size | | | | \$ List Price | | | Unpkgd. Wgt. # |
|---|----------|-----|-----|-----------------|---------------|--------------------|---------------------|----------------|
| | W | L | H | Model # | Maple | Hickory, White Oak | Walnut, Mixed Woods | |
| 42" High, Solid Wood Dylan Communal Table  | 24" | 60" | 42" | DYL-T-SW-246042 | 7279 | 10702 | 11986 | 126 |
| | 24" | 72" | 42" | DYL-T-SW-247242 | 7513 | 11090 | 12421 | 139 |
| | 24" | 84" | 42" | DYL-T-SW-248442 | 7740 | 11470 | 12847 | 151 |
| | 24" | 94" | 42" | DYL-T-SW-249442 | 8156 | 12089 | 13540 | 184 |
| | 30" | 60" | 42" | DYL-T-SW-306042 | 7571 | 11176 | 12517 | 151 |
| | 30" | 72" | 42" | DYL-T-SW-307242 | 7808 | 11591 | 12983 | 171 |
| | 30" | 84" | 42" | DYL-T-SW-308442 | 8034 | 11994 | 13434 | 180 |
| | 30" | 94" | 42" | DYL-T-SW-309442 | 8453 | 12461 | 13957 | 194 |
| | 36" | 60" | 42" | DYL-T-SW-366042 | 8243 | 12094 | 13545 | 176 |
| | 36" | 72" | 42" | DYL-T-SW-367242 | 8527 | 12593 | 14104 | 192 |
| | 36" | 84" | 42" | DYL-T-SW-368442 | 8771 | 13040 | 14605 | 208 |
| | 36" | 94" | 42" | DYL-T-SW-369442 | 9078 | 13567 | 15194 | 224 |

DYLAN COMMUNAL TABLES — 30", 36", 42" HIGH

Laminate
Table Top
Edge Options




| Description | Top Size | | | | \$ List Price | Unpkgd. Wgt. # |
|--|----------|-----|-----|------------------|-------------------------|----------------|
| | W | L | H | Model # | | |
| 30" High, Laminate Dylan Communal Table  | | | | | Laminate Overlay | |
| | 24" | 60" | 30" | DYL-T-LAM-246030 | 4359 | 115 |
| | 24" | 72" | 30" | DYL-T-LAM-247230 | 4692 | 124 |
| | 24" | 84" | 30" | DYL-T-LAM-248430 | 4936 | 135 |
| | 24" | 94" | 30" | DYL-T-LAM-249430 | 5064 | 166 |
| | 30" | 60" | 30" | DYL-T-LAM-306030 | 4843 | 136 |
| | 30" | 72" | 30" | DYL-T-LAM-307230 | 4909 | 148 |
| | 30" | 84" | 30" | DYL-T-LAM-308430 | 5004 | 148 |
| | 30" | 94" | 30" | DYL-T-LAM-309430 | 5150 | 160 |
| | 36" | 60" | 30" | DYL-T-LAM-366030 | 4977 | 157 |
| | 36" | 72" | 30" | DYL-T-LAM-367230 | 5166 | 171 |
| | 36" | 84" | 30" | DYL-T-LAM-368430 | 5358 | 185 |
| | 36" | 94" | 30" | DYL-T-LAM-369430 | 5524 | 199 |

| Description | Top Size | | | | \$ List Price | Unpkgd. Wgt. # |
|--|----------|-----|-----|------------------|-------------------------|----------------|
| | W | L | H | Model # | | |
| 36" High, Laminate Dylan Communal Table  | | | | | Laminate Overlay | |
| | 24" | 60" | 36" | DYL-T-LAM-246036 | 4892 | 134 |
| | 24" | 72" | 36" | DYL-T-LAM-247236 | 5172 | 146 |
| | 24" | 84" | 36" | DYL-T-LAM-248436 | 5433 | 135 |
| | 24" | 94" | 36" | DYL-T-LAM-249436 | 5578 | 192 |
| | 30" | 60" | 36" | DYL-T-LAM-306036 | 5504 | 156 |
| | 30" | 72" | 36" | DYL-T-LAM-307236 | 5694 | 171 |
| | 30" | 84" | 36" | DYL-T-LAM-308436 | 5881 | 185 |
| | 30" | 94" | 36" | DYL-T-LAM-309436 | 6051 | 199 |
| | 36" | 60" | 36" | DYL-T-LAM-366036 | 5844 | 179 |
| | 36" | 72" | 36" | DYL-T-LAM-367236 | 6057 | 196 |
| | 36" | 84" | 36" | DYL-T-LAM-368436 | 6269 | 212 |
| | 36" | 94" | 36" | DYL-T-LAM-369436 | 6454 | 228 |

DYLAN COMMUNAL TABLES — 30", 36", 42" HIGH

Laminate
Table Top
Edge Options



| Description | Top Size | | | | \$ List Price | Unpkgd. Wgt. # |
|---|----------|-----|-----|------------------|------------------|----------------|
| | W | L | H | Model # | Laminate Overlay | |
| 42" High, Laminate Dylan Communal Table  | 24" | 60" | 42" | DYL-T-LAM-246042 | 5092 | 126 |
| | 24" | 72" | 42" | DYL-T-LAM-247242 | 5530 | 139 |
| | 24" | 84" | 42" | DYL-T-LAM-248442 | 5902 | 151 |
| | 24" | 94" | 42" | DYL-T-LAM-249442 | 6039 | 184 |
| | 30" | 60" | 42" | DYL-T-LAM-306042 | 5517 | 151 |
| | 30" | 72" | 42" | DYL-T-LAM-307242 | 5672 | 171 |
| | 30" | 84" | 42" | DYL-T-LAM-308442 | 6034 | 180 |
| | 30" | 94" | 42" | DYL-T-LAM-309442 | 6364 | 194 |
| | 36" | 60" | 42" | DYL-T-LAM-366042 | 6030 | 176 |
| | 36" | 72" | 42" | DYL-T-LAM-367242 | 6324 | 192 |
| | 36" | 84" | 42" | DYL-T-LAM-368442 | 6629 | 208 |
| | 36" | 94" | 42" | DYL-T-LAM-369442 | 6834 | 224 |

FRANKIE COMMUNAL TABLES



About the Collection

The Frankie Table features two oversized U-shaped steel legs, giving it a larger-than-life personality. This minimal table collection is available with a solid wood or laminate table top and ships ready to assemble. Only available as 30" high table (dining).

Standard Features

- Table tops can be made in solid wood or laminate
- Two top shapes available: rectangle with 90 degree corners or rectangle with 5" radius corners
- 3" diameter U-shaped steel base
- Adjustable glides

Options & Accessories

| | | |
|--------------------------------|-----|----------------|
| Light Distressing on Wood Tops | 123 | Call for Quote |
| Heavy Distressing on Wood Tops | 123 | Call for Quote |

Required to Order

1. Model Number and Description
2. Wood or Laminate Top Finish
3. Table Top Edge Profile; when selecting IPWFlat, a wood finish is required
4. Foot Rest Finish (if applicable)
5. Options, if selected (above)

Example:

FNK-36-72-RT-30, Table, Frankie, FNK, 36-72, Rectangle Shape, Dining Height, Solid Wood Top, Maple, Eased Edge, Olive Green Base & Column

Notes & Tips

- * Shipped ready to assemble

FRANKIE COMMUNAL TABLES — 30" HIGH

Solid Wood Table Edge Options


Laminate Table Top Edge Options




Eased



IPWFlat

| Description | Top Size | | | Model # | \$ List Price | | | | Unpkgd. Wgt. # |
|--|----------|-----|-----|-----------------|---------------|--------------------|---------------------|------------------|----------------|
| | W | L | H | | Maple | Hickory, White Oak | Walnut, Mixed Woods | Laminate Overlay | |
| 30" High, Frankie Communal Table - Rectangular Top  | 30" | 72" | 30" | FNK-30-72-RT-30 | 2884 | 4231 | 4738 | 2763 | |
| | 30" | 84" | 30" | FNK-30-84-RT-30 | 2983 | 4371 | 4895 | 2793 | |
| | 30" | 94" | 30" | FNK-30-94-RT-30 | 3281 | 4811 | 5388 | 2798 | |
| | 36" | 72" | 30" | FNK-36-72-RT-30 | 3457 | 5072 | 5680 | 3067 | |
| | 36" | 84" | 30" | FNK-36-84-RT-30 | 3479 | 5103 | 5716 | 3247 | |
| | 36" | 94" | 30" | FNK-36-94-RT-30 | 3558 | 5219 | 5845 | 3305 | |

| Description | Top Size | | | Model # | \$ List Price | | | | Unpkgd. Wgt. # |
|--|----------|-----|-----|------------------|---------------|--------------------|---------------------|------------------|----------------|
| | W | L | H | | Maple | Hickory, White Oak | Walnut, Mixed Woods | Laminate Overlay | |
| 30" High, Frankie Communal Table - 5" Radius Rectangular Top  | 30" | 72" | 30" | FNK-30-72-RTR-30 | 2884 | 4231 | 4738 | 2763 | |
| | 30" | 84" | 30" | FNK-30-84-RTR-30 | 2983 | 4371 | 4895 | 2793 | |
| | 30" | 94" | 30" | FNK-30-94-RTR-30 | 3281 | 4811 | 5388 | 2798 | |
| | 36" | 72" | 30" | FNK-36-72-RTR-30 | 3457 | 5072 | 5680 | 3067 | |
| | 36" | 84" | 30" | FNK-36-84-RTR-30 | 3479 | 5103 | 5716 | 3247 | |
| | 36" | 94" | 30" | FNK-36-94-RTR-30 | 3558 | 5219 | 5845 | 3305 | |

FRANKIE BAR HEIGHT COMMUNAL TABLES



About the Collection

The Frankie Bar Height Communal Table features two large steel tubes, circular bases, and a welded steel footrest, all which are powder coated. Tops are available in top solid wood or laminate. Choose between 36" (counter) or 42" (bar) heights.

Standard Features

- Table tops can be made in wood or laminate
- Steel base can finished in the metal finish of your choice
- Tops shapes include rectangular, rectangular with 5" radius, and racetrack
- 5.5" diameter steel columns
- Felt glides

Options & Accessories

| | | |
|-------------------|-----|----------------|
| Light Distressing | 123 | Call for Quote |
| Heavy Distressing | 123 | Call for Quote |

Required to Order

1. Model Number and Description
2. Wood or Laminate Top Finish
3. Table Top Edge Profile
4. Foot Rest Finish (if applicable)
5. Options, if selected (above)

Example:

FNK-30-72-RT-36; 36" High, Frankie Communal Table - Rectangular Top; Solid Wood Top-White Oak, Eased; Dusty Blue; Light Distressing

Notes & Tips

- * Shipped ready to assemble

FRANKIE BAR HEIGHT COMMUNAL TABLES — 36" AND 42" HIGH

Solid Wood
Table Edge Options


Laminate
Table Top Edge Options





Eased




IPWFlat

| Description | Top Size | | | Model # | \$ List Price | | | | Unpkgd. Wgt. # |
|---|----------|-----|-----|-----------------|---------------|--------------------|---------------------|------------------|----------------|
| | W | L | H | | Maple | Hickory, White Oak | Walnut, Mixed Woods | Laminate Overlay | |
| 36" High, Frankie Communal Table - Rectangular Top  | 30" | 72" | 36" | FNK-30-72-RT-36 | 4026 | 5905 | 6614 | 2820 | |
| | 30" | 84" | 36" | FNK-30-84-RT-36 | 4284 | 6285 | 7039 | 3008 | |
| | 30" | 94" | 36" | FNK-30-94-RT-36 | 4506 | 6614 | 7408 | 3054 | |
| | 36" | 72" | 36" | FNK-36-72-RT-36 | 4239 | 6221 | 6968 | 3060 | |
| | 36" | 84" | 36" | FNK-36-84-RT-36 | 4497 | 6601 | 7392 | 3186 | |
| | 36" | 94" | 36" | FNK-36-94-RT-36 | 4722 | 6928 | 7760 | 3254 | |

| Description | W | L | H | Model # | Maple | Hickory, White Oak | Walnut, Mixed Woods | Laminate Overlay | Unpkgd. Wgt. # |
|--|-----|-----|-----|------------------|-------|--------------------|---------------------|------------------|----------------|
| | | | | | | | | | |
| 36" High, Frankie Communal Table - Radius Rectangular Top  | 30" | 72" | 36" | FNK-30-72-RTR-36 | 4026 | 5905 | 6614 | 2820 | |
| | 30" | 84" | 36" | FNK-30-84-RTR-36 | 4284 | 6285 | 7039 | 3008 | |
| | 30" | 94" | 36" | FNK-30-94-RTR-36 | 4506 | 6614 | 7408 | 3054 | |
| | 36" | 72" | 36" | FNK-36-72-RTR-36 | 4239 | 6221 | 6968 | 3060 | |
| | 36" | 84" | 36" | FNK-36-84-RTR-36 | 4497 | 6601 | 7392 | 3186 | |
| | 36" | 94" | 36" | FNK-36-94-RTR-36 | 4722 | 6928 | 7760 | 3254 | |

| Description | W | L | H | Model # | Maple | Hickory, White Oak | Walnut, Mixed Woods | Laminate Overlay | Unpkgd. Wgt. # |
|---|-----|-----|-----|-----------------|-------|--------------------|---------------------|------------------|----------------|
| | | | | | | | | | |
| 42" High, Frankie Communal Table - Rectangular Top  | 30" | 72" | 42" | FNK-30-72-RT-42 | 4450 | 6530 | 7314 | 3222 | |
| | 30" | 84" | 42" | FNK-30-84-RT-42 | 4735 | 6949 | 7783 | 3301 | |
| | 30" | 94" | 42" | FNK-30-94-RT-42 | 4980 | 7306 | 8183 | 3392 | |
| | 36" | 72" | 42" | FNK-36-72-RT-42 | 4687 | 6879 | 7704 | 3552 | |
| | 36" | 84" | 42" | FNK-36-84-RT-42 | 4970 | 7296 | 8171 | 3633 | |
| | 36" | 94" | 42" | FNK-36-94-RT-42 | 5216 | 7654 | 8574 | 3690 | |

| Description | W | L | H | Model # | Maple | Hickory, White Oak | Walnut, Mixed Woods | Laminate Overlay | Unpkgd. Wgt. # |
|--|-----|-----|-----|------------------|-------|--------------------|---------------------|------------------|----------------|
| | | | | | | | | | |
| 42" High, Frankie Communal Table - Radius Rectangular Top  | 30" | 72" | 42" | FNK-30-72-RTR-42 | 4450 | 6530 | 7314 | 3222 | |
| | 30" | 84" | 42" | FNK-30-84-RTR-42 | 4735 | 6949 | 7783 | 3301 | |
| | 30" | 94" | 42" | FNK-30-94-RTR-42 | 4980 | 7306 | 8183 | 3392 | |
| | 36" | 72" | 42" | FNK-36-72-RTR-42 | 4687 | 6879 | 7704 | 3552 | |
| | 36" | 84" | 42" | FNK-36-84-RTR-42 | 4970 | 7296 | 8171 | 3633 | |
| | 36" | 94" | 42" | FNK-36-94-RTR-42 | 5216 | 7654 | 8574 | 3690 | |

FRANKIE BAR HEIGHT COMMUNAL TABLES — 36" AND 42" HIGH

Solid Wood
Table Edge Options


Laminate
Table Top Edge Options




Eased



IPWFlat

| Description | Top Size | | | Model # | \$ List Price | | | | Unpkgd. Wgt. # |
|--|----------|-----|-----|------------------|---------------|--------------------|---------------------|------------------|----------------|
| | W | L | H | | Maple | Hickory, White Oak | Walnut, Mixed Woods | Laminate Overlay | |
| 36" High, Frankie Communal Table - Racetrack Top  | 30" | 72" | 36" | FNK-30-72-RTK-36 | 4026 | 5905 | 6614 | 2820 | |
| | 30" | 84" | 36" | FNK-30-84-RTK-36 | 4284 | 6285 | 7039 | 3008 | |
| | 30" | 94" | 36" | FNK-30-94-RTK-36 | 4506 | 6614 | 7408 | 3054 | |
| | 36" | 72" | 36" | FNK-36-72-RTK-36 | 4239 | 6221 | 6968 | 3060 | |
| | 36" | 84" | 36" | FNK-36-84-RTK-36 | 4497 | 6601 | 7392 | 3186 | |
| | 36" | 94" | 36" | FNK-36-94-RTK-36 | 4722 | 6928 | 7760 | 3254 | |

| Description | Top Size | | | Model # | \$ List Price | | | | Unpkgd. Wgt. # |
|--|----------|-----|-----|------------------|---------------|--------------------|---------------------|------------------|----------------|
| | W | L | H | | Maple | Hickory, White Oak | Walnut, Mixed Woods | Laminate Overlay | |
| 42" High, Frankie Communal Table - Racetrack Top  | 30" | 72" | 42" | FNK-30-72-RTK-42 | 4450 | 6530 | 7314 | 3222 | |
| | 30" | 84" | 42" | FNK-30-84-RTK-42 | 4735 | 6949 | 7783 | 3301 | |
| | 30" | 94" | 42" | FNK-30-94-RTK-42 | 4980 | 7306 | 8183 | 3392 | |
| | 36" | 72" | 42" | FNK-36-72-RTK-42 | 4687 | 6879 | 7704 | 3552 | |
| | 36" | 84" | 42" | FNK-36-84-RTK-42 | 4970 | 7296 | 8171 | 3633 | |
| | 36" | 94" | 42" | FNK-36-94-RTK-42 | 5216 | 7654 | 8574 | 3690 | |

OCCASIONAL TABLES

LEWIS OCCASIONAL TABLES



About the Collection

The Lewis Collection consists of occasional tables with steam bent wooden spindles and a solid American Ash top.

Standard Features

- Solid wood frame
- Available in any of our standard wood stains
- Available in side table and coffee table heights

Required to Order

1. Model Number and Description
2. Wood Stain Finish

Example:

LEW-430; 18" High, Round Lewis Side Table; Black Finish

Notes & Tips

- * No assembly required
- * Please note, when standard stains are applied, color and variation may be slightly different than our standard tables and chairs due to the Ash wood species.

LEWIS OCCASIONAL TABLES

Solid Wood Table Edge Options



Bullnose

| Description | Top Size | | | \$ List Price | Unpkgd. Wgt. # |
|--|----------|-------|---------|---------------|----------------|
| | Diameter | H | Model # | | |
| 18" High, Round Lewis Occasional Table | | | | Ash | |
| | 16" | 18.8" | LEW-430 | 786 | 9 |



| | | | | | |
|--|----------|-----|---------|-----|----|
| 16" High, Round Lewis Occasional Table | Diameter | H | Model # | Ash | |
| | 21.2" | 16" | LEW-540 | 878 | 12 |



LOUIE OCCASIONAL TABLES



About the Collection

The Louie Collection consists of occasional tables with solid wood legs and a thin metal top.

Standard Features

- Solid beech legs in any standard wood finish
- Metal top and brackets in your choice of metal finishes
- Ships assembled



Required to Order

1. Model Number and Description
2. Wood Base Stain Finish
3. Table Top Metal Finish

Example:

LOU-16, 16" Diameter Louie End Table, Cocoa Wood Base Finish, Grey White Metal Finish

LOUIE OCCASIONAL TABLES

| Description | Top Size | | | \$ List Price | Unpkgd. Wgt. # |
|---|----------|-----|---------|---------------|----------------|
| | Diameter | H | Model # | | |
| 20" High, Louie End Table  | 16" | 20" | LOU16 | 806 | 15 |
| | | | | | |
| 16" High, Louie Coffee Table  | 34" | 16" | LOU34 | 1144 | 36 |
| | | | | | |

ONESIMA OCCASIONAL COFFEE TABLES



About the Collection

Onesima Occasional Tables consist of round coffee tables that can be paired with any lounge seating.

Standard Features

- 30" and 36" Round Coffee Tables, 18" High
- Top material choices in solid wood and laminate with flat or refined, knife edge profile
- Laminate tops with exposed plywood edge or 3mm edgeband options
- 3" round column
- Optional USB A/C module in black or white finish
- Plastic glides for durability, 1/2" High clearance
- Base and column can be specified in different metal finishes, for an upcharge
- Assembly required

USB A/C Module

This module has one USB-A and one USB-C 5V charging port and a 72"L power cord with 15-amp plug. The 15-amp plug includes a built-in transformer measuring 2 1/8"D x 1 1/4" W x 3 1/2"H. The module is available in Black or White finishes. Available on coffee tables and centered with power cord routing through the column and out the base.

Options & Accessories

| | | |
|--|-----|-------|
| Table base and column, painted in different metal finishes | 123 | \$50 |
| Simple, USB A/C unit with 72" power cord for coffee tables | 123 | \$375 |

Required to Order

1. Model Number and Description
2. Wood or Laminate Top Finish
3. Table Top Edge Profile
4. Table Base Finish
5. Options, if selected (above)

Example:

ONE-36-36-RD-18, Onesima – Table, 36-36, Round, 18" High, Solid Wood Top, Maple, WF6 Knife Edge, Natural, Cement Grey Base and Column

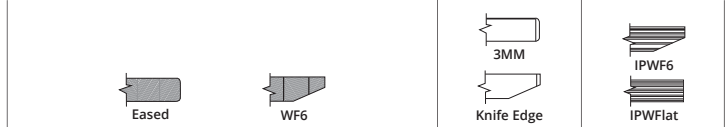
Notes & Tips

- * Laminate tops with 3mm edgeband are 1" thick

ONESIMA OCCASIONAL COFFEE TABLES

Solid Wood Table Edge Options

Laminate Table Top Edge Options



| DESCRIPTION | TOP SIZE | | \$ LIST PRICE | | | | | UNPKG.D. WGT. # | |
|--------------------------------|----------|-----|-----------------|-------|--------------------|---------------------|----------|-----------------|------------------|
| | Dia. | H | Model # | Maple | Hickory, White Oak | Walnut, Mixed Woods | Edgeband | | Laminate Overlay |
| 18" High, Onesima Coffee Table | 30" | 18" | ONE-30-30-RD-18 | 787 | 1505 | 1690 | 759 | 822 | |
| | 36" | 18" | ONE-36-36-RD-18 | 1047 | 1806 | 2023 | 863 | 1175 | |



ONESIMA OCCASIONAL PERSONAL LAPTOP TABLES



About the Collection

The Onesima Personal Laptop turns any lounge application into a productive place to work.

Standard Features

- 14" x 21" rectangular table, 26" High
- Top material choices in solid wood or laminate with knife edge profile
- Laminate top with exposed plywood edge or 3mm edgeband options
- Integrated cutout on underside of top for ease of mobility
- 2" round column
- Plastic glides for durability, 1/2"H clearance
- Base and column can be specified in different metal finishes, for an upcharge
- Assembly required

Options & Accessories

| | | |
|--|-----|------|
| Table base and column, painted in different metal finishes | 123 | \$50 |
|--|-----|------|

Required to Order

1. Model Number and Description
2. Wood or Laminate Top Finish
3. Table Top Edge Profile
4. Table Base Finish
5. Options, if selected (above)

Example:

ONE-14-21-RTR-26, Onesima – Table, 14-21, Laptop, 26" High, Solid Wood Top, Maple, WF6 Knife Edge, Natural, Cement Grey Base and Column

Notes & Tips

- * Laminate tops with 3mm edgeband are 1" thick

ONESIMA OCCASIONAL PERSONAL LAPTOP TABLES

Solid Wood Table Edge Options

Laminate Table Top Edge Options



| DESCRIPTION | TOP SIZE | | | Model # | \$ LIST PRICE | | | | | UNPKG.D. WGT. # |
|---|----------|-----|-----|------------------|---------------|-----------------------|------------------------|----------|---------------------|--------------------|
| | W | L | H | | Maple | Hickory, White Oak | Walnut, Mixed Woods | Edgeband | Laminate Overlay | |
| 26" High, Onesima Personal Laptop Table | 14" | 21" | 26" | ONE-14-21-RTR-26 | 770 | 1154 | 1293 | 614 | 792 | |



*Only available with Knife Edge

ROY OCCASIONAL TABLES



About the Collection

The Roy Table Collection consists of occasional tables with a square steel tube base and a modern silhouette.

Standard Features

- Solid wood or laminate table top options
- Steel legs
- Laminate top with exposed Baltic birch edge, available in any of our standard wood stains

Required to Order

1. Model Number and Description
2. Wood or Laminate Top Finish
3. Table Top Edge Profile
4. Table Base Finish
5. Options, if selected (above)

Example:

ROY-36-36-RT-15; 15" High, Square Roy Occasional Table; Solid Wood Table Edge; Eased, Maple

Notes & Tips

- * No assembly required
- * \$250.00 charge for orders fewer than five

ROY OCCASIONAL TABLES

Solid Wood Table Edge Options




Laminate Table Top Edge Options



Eased



IPWFlat

| Description | Top Size | | | Model # | \$ List Price | | | Unpkgd. Wgt. # | |
|--|----------|-----|-----|-----------------|---------------|--------------------|---------------------|----------------|------------------|
| | W | L | H | | Maple | Hickory, White Oak | Walnut, Mixed Woods | | Laminate Overlay |
| 15" High, Square Roy Occasional Table  | 36" | 36" | 15" | ROY-36-36-SQ-15 | 1574 | 2413 | 2702 | 1300 | 35 |
| | | | | | | | | | |
| 18" High, Square Roy Occasional Table  | 22" | 22" | 18" | ROY-22-22-SQ-18 | 1258 | 2043 | 2287 | 1014 | 40 |
| | | | | | | | | | |
| 15" High, Rectangular Roy Occasional Table  | 24" | 48" | 15" | ROY-24-48-RT-15 | 1414 | 2072 | 2321 | 1158 | 55 |
| | | | | | | | | | |

CARING FOR YOUR PRODUCTS

SOLID WOOD TABLE TOPS

Clean with a solution of liquid dishwashing detergent, warm water, and a damp rag. Dry with a clean, non-abrasive cloth. There are no additional recommended cleaning steps or escalation for staining with finished wood products. Any other cleaning method can damage and deteriorate the finish.

Natural wood products are inherently susceptible to damage from radical changes in heat and humidity; care must be taken to ensure that they are in a temperate environment. When storing solid wood furniture, note the following guidelines:

- Do not store products in trailers.
- Store products in areas that simulate indoor, controlled temperatures (60° F to 90° F).
- Store products in areas that maintain constant, indoor and controlled humidity levels.
- Allow solid wood tables time to acclimate to the conditions prior to installation.

Please note, scratches, dings, and dents are common issues that occur to tops in our busy world. Grand Rapids Chair guarantees the stability of our topcoat finish on solid wood tables for one year when properly taken care of and used. This use does not extend to unfinished plating or ceramics, issues with other dining ware or set pieces, or to customer abuse. We will accommodate warranted work on finish failures. Please see our Warranty for further information.

LAMINATE TABLE TOPS

The recommendations for laminate in this section apply only to the laminate surface itself. When cleaning the tables, keep all recommended products away from the table edges. These products can successfully clean the laminate but may damage the table edges. Please see the Table edge section below for care recommendations based on the type of edge you have.

To maintain the beauty of decorative laminates, clean with a solution of liquid dishwashing detergent and warm water and dry with a clean, non-abrasive cloth. This should remove most surface stains. On high-gloss laminates, this solution may leave streak marks. These can be removed using glass cleaner with ammonia and a dry, clean, non-abrasive cloth.

For stubborn stains, use a household cleaner such as Formula 409®, Fantastik®, Windex®, or diluted Simple Green®. It may be necessary to use a soft bristle brush with light scrubbing to assist in removing the stain. A soft rag and Acetone (Nail Polish remover) can be used as well.

TABLE EDGES

Edgeband, vintee, or laminate overlay edges should be cleaned with a solution of liquid dishwashing detergent and warm water. Dry with a clean, non-abrasive cloth. For stubborn stains, try rubbing alcohol with a clean, non-abrasive cloth.

Wood edges should be cleaned with a solution of liquid dishwashing detergent and warm water. Dry with a clean, non-abrasive cloth. This should remove most stains from the surface.

METAL - INDOOR

Wipe surface with a mild soap or liquid dishwasher detergent and warm water solution. Disinfect the surface with a non-abrasive household cleaner like 409®, Fantastik®, Windex®, or diluted Simple Green®. Wipe dry with a clean, soft cloth.

Never let cleaning or disinfecting products dry onto the furniture surface. This can weaken and damage the epoxy finish leading to chips and scratches.

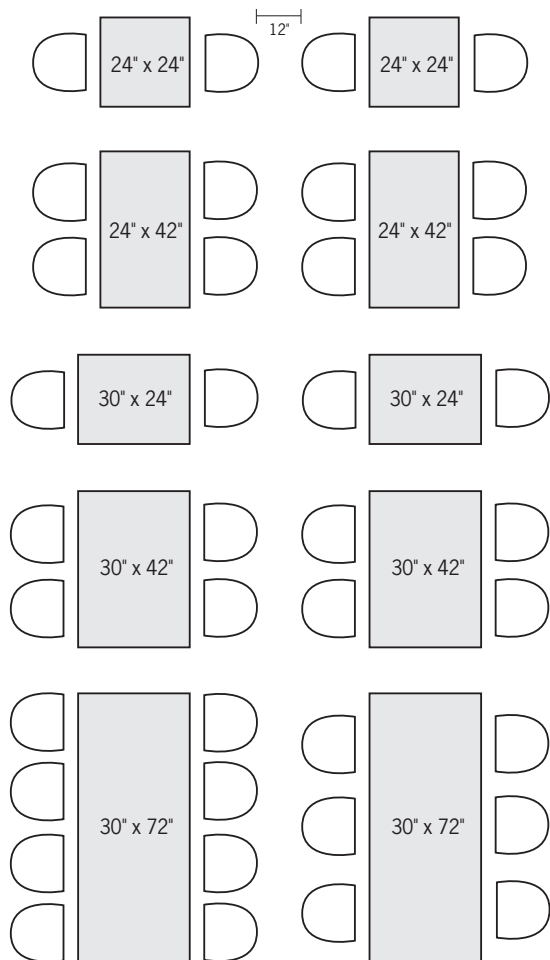
HIGH-DENSITY POLYETHYLENE (HDPE) OUTDOOR TOPS

HDPE tops can be cleaned with a solution of warm, soapy water. A soft-bristled brush or foam eraser sponge can be used for stubborn stains and scuffs.

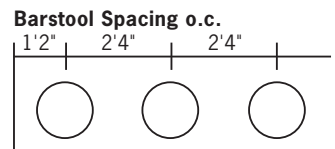
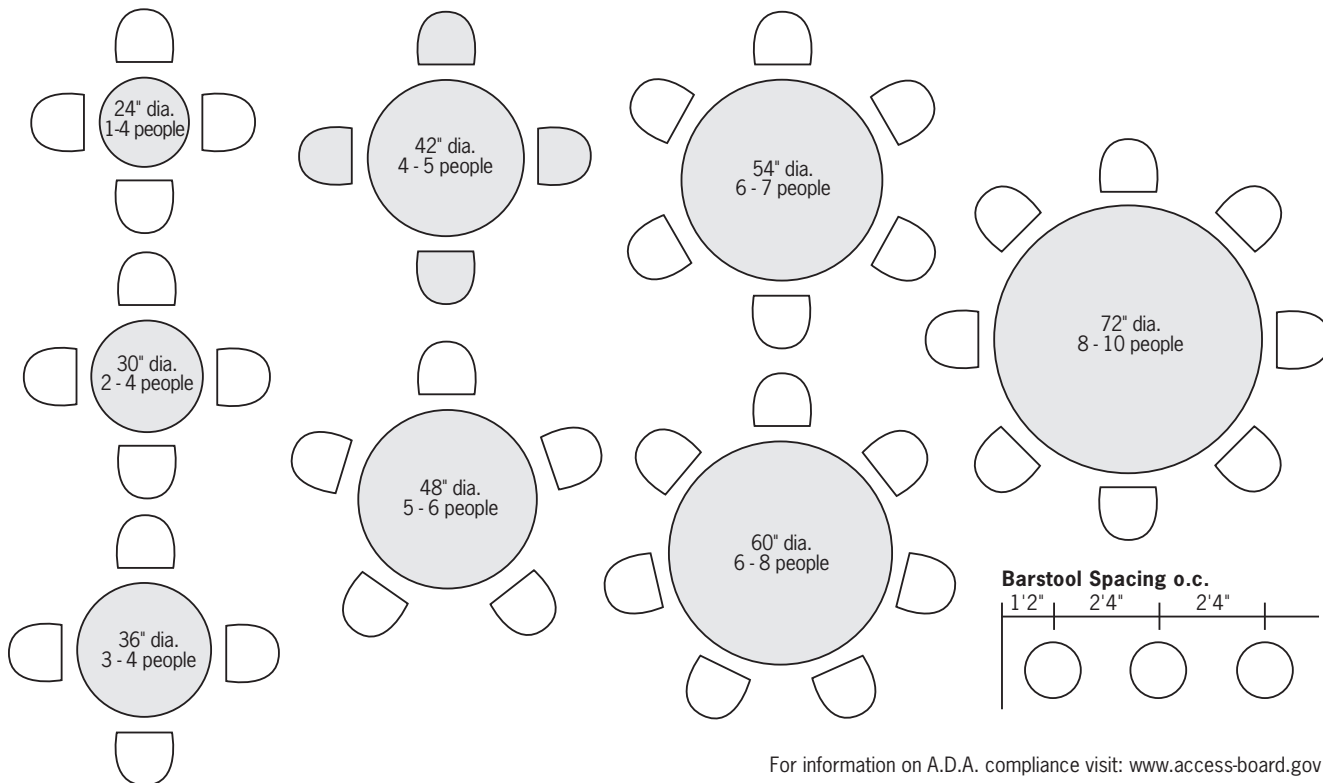
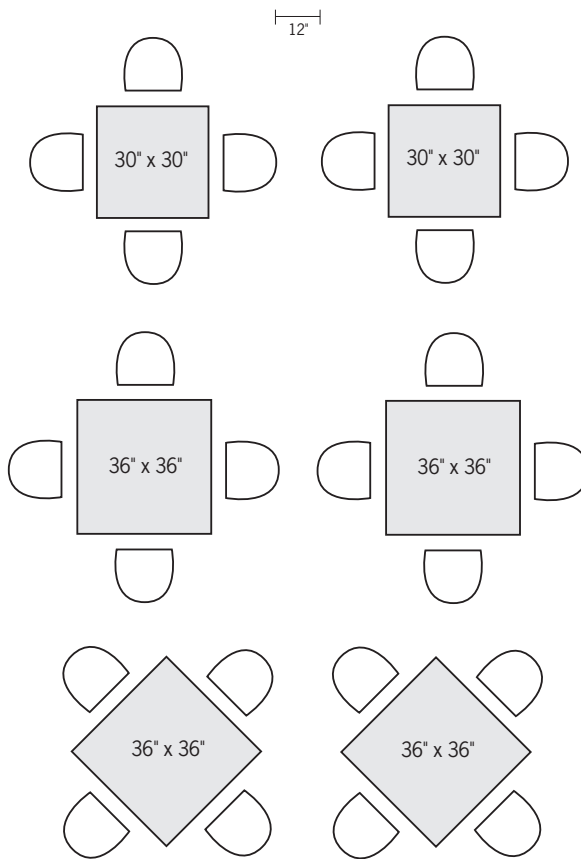
METAL - OUTDOOR

If products are kept near a marine environment or in areas with swimming pools, regular cleaning with biodegradable liquid soap and water will help protect the furniture from rapid deterioration that chlorine and salt may cause. Maintenance is recommended every 3 months in these aggressive environments. Never use a pressure/power washer on outdoor furniture.

Steel may develop small rust spots over time in places where damage has occurred - such as chipping, scratches, or abrasions. Warranty does not cover those parts of the products which are exposed to abrasion during use.



Minimum Back-to-Back Spacing - 12"
 Consult local fire codes for legal requirements.
 Spacing requirements will vary depending on selected chair width.



For information on A.D.A. compliance visit: www.access-board.gov

TERMS & CONDITIONS

1. THE AGREEMENT

All sales by GRAND RAPIDS CHAIR COMPANY or its affiliates (the "Seller") shall be governed by the following terms and conditions of sale. The agreement between Seller and Buyer with respect to the sale of Goods described in the Seller's quote (the "Goods") shall consist only of the terms appearing herein and in the Seller's quote or proposal and any attachments, exhibits and supplements (together, the "Contract") together with any terms mutually agreed to in writing hereafter by Seller and Buyer. These terms and conditions of sale prevail over any of Buyer's general terms and conditions of purchase regardless whether or when Buyer has submitted its purchase order or such terms. Buyer's issuance of a purchase order constitutes its acknowledgment that Seller's quote is the first document exchanged, containing the essential elements of, and therefore constitutes an offer. Seller objects to and shall not otherwise be bound by any additional or different terms, whether printed or otherwise, in Buyer's purchase order or in any other communication from Buyer to Seller. The Contract shall be for the benefit of Seller and Buyer and not for the benefit of any other person. The Contract and these terms comprise the entire agreement between the parties, and supersede all prior or contemporaneous understandings, agreements, negotiations, representations and warranties, and communications, both written and oral. No statements, recommendations, or assistance by either party has been relied upon by either party or shall constitute a waiver by either party of the provisions hereof. Notwithstanding anything herein to the contrary, if a written Contract signed by both parties is in existence covering the sale of the Goods covered hereby, the terms and conditions of said Contract shall prevail to the extent they are inconsistent with these terms.

2. NO IMPLIED ACCEPTANCE

Notwithstanding any contrary provision in Buyer's purchase order, no action by Seller such as delivery of Goods, the rendering of services or the commencement of work on Goods to be specially manufactured for Buyer, will be deemed an acceptance by Seller of any purchase order from Buyer with terms in addition to or different than those contained in this Contract.

3. TERMINATION OR MODIFICATION

In addition to any remedies that may be provided under these terms, Seller may terminate the Contract with immediate effect upon written notice to Buyer, if Buyer: (i) fails to pay any amount when due under the Contract; (ii) has not otherwise performed or complied with any of these terms, in whole or in part; or (iii) becomes insolvent,

files a petition for bankruptcy or commences or has commenced against it proceedings relating to bankruptcy, receivership, reorganization or assignment for the benefit of creditors. The Contract may be modified only upon Seller's written consent. If all or part of the Contract is terminated, in the absence of a written agreement with Seller to the contrary, Buyer shall pay a termination charge equal to expenses and costs incurred by Seller in the production of the Goods to the date such termination is accepted by Seller, including work in process, raw materials not usable by Seller for other purposes, and reimbursement for any commitments to third parties made in order to satisfy Buyer's requirements, plus a reasonable profit. In addition, any Goods completed on or prior to Seller's acceptance of such termination shall be accepted and paid for in full by Buyer.

4. TERMS OF PAYMENT

Payment terms are determined on an individual company basis. Payments shall be made to Seller at the address specified in the invoice. Pro rata payments shall become due as shipments are made. If any shipment is delayed by Seller at the request of Buyer, payment shall become due on the date when Seller is prepared to make shipment. Prices are F.O.B. Seller's shipping point unless otherwise stated in the Contract. Product orders for non-standard items, and orders that exceed normal credit limits require 50% down payments with the order. When any payment is not paid on or before its due date, Buyer agrees to pay a late charge on the sum outstanding, from the due date for receipt of payment to the actual date of receipt of payment, at a rate of one and one half percent (1.5%) per month on the unpaid balance. If a payment is not paid on or before its due date, Buyer agrees that Seller may also cease performance under any and all of Buyer's purchase orders whether or not related to the late payment. Whenever, in the judgment of Seller, the financial condition of the Buyer does not justify the continuation of production or shipment on the specified terms of payment, the Seller may require full or partial payment in advance. Buyer hereby grants to Seller a security interest in all tools, molds, and dies and other property of Buyer which come into the possession of Seller, as security for all sums owing from Buyer to Seller from time to time. Buyer hereby authorizes Seller to file such financing statements with respect to such property as Seller shall deem appropriate and Buyer shall take whatever other actions are requested by Seller to perfect and continue Seller's security interest in such property.

5. DELIVERY

Delivery dates are not guaranteed but are estimated on the basis of immediate receipt by Seller of all information to be furnished by Buyer, and all shipments are subject to Seller's

production schedule. Seller shall in good faith endeavor to meet estimated delivery dates. Seller shall not be responsible for claims for error in quantity, weight or number not made within ten (10) days after Buyer's receipt of Goods. Seller will not be liable for any delay in performance of this Contract or delivery of Goods when the delay is caused directly or indirectly by fire, flood, explosion, accident, riot, disease pandemics, acts of God, war, governmental interference, embargo, strikes or other labor difficulties, shortage of labor, fuel, power, materials or supplies, transportation delays, failure of tooling or the repair, maintenance or rehabilitation of the tooling, or any other cause or causes whatsoever beyond its control. In the event Seller is delayed in performance by Buyer or at Buyer's request, Buyer will be responsible for any resulting increase in cost, including handling, insurance and storage charges, and Seller may invoice Goods ready for shipment with payment to be made in accordance with the payment schedule as if the Goods had been shipped. In the event delay is caused by Buyer's failure to furnish information necessary for Seller's performance, Seller may extend the shipment date for a reasonable time in proportion to the period of Buyer's delay.

6. INSTALLMENT DELIVERIES AS SEPARATE SALES

Each installment of Goods to be delivered pursuant to this Contract is to be considered as a separate sale and Buyer shall be liable to pay the agreed price for each such installment without regard to any failure to deliver other installments, and Seller's breach or default in the delivery of any installment shall not give Buyer the right to refuse to receive any other installments.

7. TITLE AND RISK OF LOSS

Title and risk of loss passes to Buyer upon delivery of the Goods to a carrier. Buyer assumes all risk of loss of Goods upon such delivery by Seller to the carrier. Seller agrees to package the Goods, put them in the possession of a carrier, make appropriate arrangements for their transportation, and obtain and deliver documents necessary to enable Buyer to obtain possession of the Goods. Seller shall not be obligated to obtain insurance or to prepay transportation costs unless the Contract provides otherwise. Buyer agrees to pay all loading, unloading and other charges incidental to transportation. Seller will attempt to follow Buyer's shipping instructions but may make reasonable changes thereto. Whether or not Seller pays shipping charges, risk of loss shall pass to Buyer upon delivery of the Goods to a carrier. Breach of this Contract shall have no effect upon this provision controlling the risk of loss. Buyer hereby grants to Seller a lien on and security interest in and to all of the right, title and interest of Buyer in, to and under the Goods, wherever

located, and whether now existing or hereafter arising or acquired from time to time, and in all accessions thereto and replacements or modifications thereof, as well as all proceeds (including insurance proceeds) of the foregoing. The security interest granted under this provision constitutes a purchase money security interest under the Michigan Uniform Commercial Code. Buyer hereby authorizes Seller to file such financing statements with respect to such property as Seller shall deem appropriate and Buyer shall take whatever other actions are requested by Seller to perfect and continue Seller's security interest in such property.

8. LIMITED WARRANTIES

Seller's Limited Warranty, adopted February 1, 2019, is hereby incorporated herein by reference.

SELLER MAKES NO OTHER WARRANTIES OR REPRESENTATIONS, EXPRESS OR IMPLIED, BY OPERATION OF LAW OR OTHERWISE, INCLUDING WITHOUT LIMITATION ANY IMPLIED WARRANTY OF MERCHANTABILITY OR FITNESS FOR A PARTICULAR PURPOSE, ALL OF WHICH ARE HEREBY SPECIFICALLY DISCLAIMED. In particular, but without limiting the generality of the foregoing exclusion, (i) if the Goods are made according to buyer's specifications, Seller does not warrant adequacy of such specifications or that the Goods will perform in accordance with such specifications, (ii) if any goods furnished hereunder are made by any supplier other than Seller, Seller does not provide any warranty with respect to such Goods, (iii) Seller does not warrant that the Goods are in compliance with laws of any country, and (iv) if the Goods are modules or assemblies, Seller does not warrant design, design performance, durability or system integration of the modules, assemblies or any components thereof.

Seller's sole obligation under the warranties set forth in Seller's Limited Warranty will be limited to either, at Seller's option, replacing or repairing defective Goods or refunding the purchase price paid for such Goods previously paid by Buyer, and Buyer's exclusive remedy for breach of any of such warranties will be enforcement of such obligation of Seller. These warranties will not extend to ordinary wear and tear or Goods subjected to misuse, abuse, neglect, damage, improper transportation, improper storage, improper cleaning, accident or improper installation or maintenance or which have been altered or repaired by anyone other than Seller or its authorized representative. Seller shall not be liable on any claim for defective Goods, which is not made within thirty (30) days after discovery of defect.

9. REMEDIES AND LIMITATION OF LIABILITY

In the event Buyer claims Seller has breached any of its obligations under the Contract, whether of warranty or

TERMS & CONDITIONS

otherwise, Seller may request the return of the Goods and tender to Buyer the purchase price previously paid by Buyer, and in such event, Seller shall have no further obligation under the Contract except to refund such purchase price upon redelivery of the Goods. No Goods may be returned without Seller's written request. If Seller requests the return of the Goods, the Goods will be returned by Buyer unless otherwise authorized in writing by Seller. Seller reserves the right to inspect any claimed defect, repair defective Goods or install replacement parts, and perform any adjustment incident to satisfactory operation of the Goods. In the event Buyer claims Seller has breached any of its obligations under the Contract, whether of warranty or otherwise, and Seller has not delivered any Goods to Buyer, Seller may tender to Buyer the purchase price previously paid by Buyer, and, in such event, Seller shall have no further obligation under the Contract except to refund such purchase price previously paid by Buyer. The remedies contained in this and the preceding paragraph shall constitute the sole recourse of Buyer against Seller for breach of any of Seller's obligations under the Contract, whether of warranty or otherwise. In no event shall Seller be liable for loss of time, inconvenience, commercial loss, incidental, consequential or special damages, including without limitation, lost revenues, profits or recall expenses, nor shall Seller's liability on any claim for damages arising out of or connected with the Contract or the manufacture, sale, delivery or use of the Goods exceed the purchase price of the Goods previously paid by Buyer to Seller. Any warranty rights which Seller may have relating to any Goods provided by other suppliers will be assigned to Buyer upon request. Seller shall not be liable for failure to perform its obligations under the Contract resulting directly or indirectly from circumstances beyond Seller's reasonable control.

10. INDEMNIFICATION

Buyer shall indemnify Seller against, and hold Seller harmless from, any and all claims and liabilities, including reasonable attorney's fees, arising out of, connected with, or resulting from the Goods, including but not limited to, the design, manufacturing, selection, delivery, possession, storage, use, operation or disposition of the Goods. Seller's entire liability for Goods is limited as set forth in paragraph 9 above.

11. PATENTS

Buyer shall indemnify Seller against liability, loss, damage or expense in any instance involving alleged violation of patent rights relating to Buyer's specifications and/or the Goods resulting from those specifications. Buyer shall bear the full burden for all liability, loss, damage or expense in any such instance. Such indemnification of Seller against all liability, loss, damage or expense pursuant to this provision shall

include, but is not limited to, litigation expenses, reasonable attorney's fees, and damages awarded under an adverse judgment or established by way of compromise settlement where both Buyer and Seller have notice of and consent to such compromise settlement.

12. CHANGES

Changes in the work to be performed under the Contract may be made only if Buyer submits written instructions for such changes and if Seller accepts those changes in writing. If any such approved changes in drawings, materials, quantities, dates of performance or design of the part, units, tools, or fixtures, in Seller's sole judgment, increase Seller's costs, Seller may condition approval of any such change on agreement by Buyer to a price increase to recoup such cost increase, plus a reasonable return.

13. CANCELLATION/RESCHEDULE OF PURCHASE ORDERS

- A. In the event of any cancellation of all or part of any purchase order by Buyer, Buyer agrees to pay Seller for all reasonable and allocable materials, material management, labor, overhead and general and administrative costs and expenses incurred as a result of any such cancellation, plus a reasonable profit hereby stipulated to be ten percent (10%) of such costs and expenses within thirty (30) days from the date of Seller's invoice setting forth such costs and expenses. By way of illustration and not limitation, Seller's costs incurred by reason of Buyer's cancellation may include the storage costs for the items to be purchased, and costs associated with relocating the production to an alternate source, as well as the costs of unreimbursed and/or unamortized research and development costs, capital equipment, and other property and supplies of Seller needed to produce and which are unique to the Goods.
- B. In the event of such cancellation and upon receipt of payment as described above, all completed Goods, assemblies in process, components and any tooling, and equipment owned by Buyer and furnished to Seller under this Contract shall be returned to Buyer in accordance with instructions specified by Buyer.
- C. In the event of any cancellation, inventory carrying charges will be assessed at a rate of \$20 per pallet/day on the inventory stored until the relevant inventory is disposed of and paid for by Buyer.
- D. In the event of any reschedule of delivery of Goods by Buyer the Buyer will be responsible for applicable storage fees for partially produced and fully finished goods. Grand Rapids Chair will hold an order at no

charge for a maximum of 14 calendar days. Any order held more than 14 days after the original ship date will be subject to a charge of \$20 per pallet/day.

14. DISCLOSURE AND USE OF INFORMATION

All non-public, confidential or proprietary information of Seller, including but not limited to specifications, samples, patterns, designs, plans, drawings, documents, data, business operations, customer lists, pricing, discounts or rebates, disclosed by Seller to Buyer, whether disclosed orally or disclosed or accessed in written, electronic or other form or media, and whether or not marked, designated or otherwise identified as "confidential" in connection with the Contract is confidential and proprietary, solely for the use of performing the Contract and may not be disclosed or copied unless authorized in advance by Seller in writing. Upon Seller's request, Buyer shall promptly return all documents and other materials received from Seller. Seller shall be entitled to injunctive relief for any violation of this Section. Any information owned or developed by Seller, including but not limited to, patents, trademarks, copyrights, know-how and proprietary information, and used for the supply of Goods under this Contract shall remain the sole and exclusive property of Seller. Except as authorized in writing by and on terms acceptable to Seller, Buyer shall have no right to disclose any technical information to any third party or to have any third party make any Goods that use the technical information owned by Seller.

15. MATERIAL PRICE INCREASES

Seller's price quotation shall be subject to pricing of raw materials or other commodities used in the manufacture of Goods as described to Buyer. If any such price shall increase by more than five percent (5%) during the term of the Contract, then the quoted price shall be adjusted on the last day of each month thereafter to reflect the full amount of any such price increase.

16. GOVERNING LAW AND FORUM

The formation and performance of the Contract shall be governed by the Uniform Commercial Code, as adopted in the state of Michigan. Any action for breach of the Contract, including any breach of warranty, must be commenced within one (1) year after the cause of action has accrued. This Contract shall not be subject to or governed by the United Nations Convention on Contracts for the International Sale of Goods. Any legal or equitable actions arising out of or relating to this Contract or any other Contract between the parties, shall be brought only in the United States District Court for the Western District of Michigan, or in the district or circuit

courts of Kent County, Michigan. Seller and Buyer agree that such court shall have *in personam* jurisdiction over them.

17. TAXES

Unless the Contract provides otherwise, sales, use, occupation, excise and other taxes upon the production, sale or use of the Goods are not included in the price and such taxes or any costs in connection therewith, wherever levied and whether imposed before or after payment of invoice, shall be paid by Buyer.

18. MINIMUM PURCHASE REQUIREMENTS

Buyer hereby acknowledges and agrees that the prices set forth in this Contract are contingent upon Buyer's agreement to purchase the total quantities set forth in the Buyer's request for quote/proposal. If Buyer fails to purchase at least ninety percent (90%) of the quantities of Goods contained in its request for quote/proposal, Buyer agrees that the pricing on the Goods delivered to Buyer shall be adjusted retroactively to reflect the impact of lower volume on material pricing, labor efficiencies and other cost and expenses of Seller. Buyer hereby agrees to pay Seller such additional sums within thirty (30) days of the date of Seller's invoice for payment.

19. ASSIGNMENT AND DELEGATION

No right or interest in this Contract shall be delegated or assigned by Buyer without the prior written permission of Seller. Any attempt at assignment or delegation shall be void unless made in conformity with this paragraph. Buyer represents and warrants to Seller that any assignee of Buyer's rights under this Contract shall be in a financial condition and otherwise able to perform all of Buyer's obligations here under. No assignment of this Contract shall relieve Buyer of its liability under this Contract.

20. COMPLIANCE WITH LAW

Buyer shall comply with all applicable laws, regulations and ordinances. Buyer shall maintain in effect all the licenses, permissions, authorizations, consents and permits that it needs to carry out its obligations under the Contract.

21. WAIVER

No waiver by Seller of any of the provisions of the Contract is effective unless explicitly set forth in writing and signed by Seller. No failure to exercise, or delay in exercising, any right, remedy, power or privilege arising from the Contract operates, or may be construed, as a waiver thereof. No single or partial exercise of any right, remedy, power or privilege hereunder precludes any other or further exercise thereof or the exercise of any other right, remedy, power or privilege.

22. FORCE MAJEURE

The Seller shall not be liable or responsible to Buyer, nor be deemed to have defaulted or breached the Contract, for any failure or delay in fulfilling or performing any term of the Contract when and to the extent such failure or delay is caused by or results from acts or circumstances beyond the reasonable control of Seller including, without limitation, acts of God, flood, fire, earthquake, explosion, governmental actions, war, invasion or hostilities (whether war is declared or not), terrorist threats or acts, riot, or other civil unrest, national emergency, revolution, insurrection, epidemic, lockouts, strikes or other labor disputes (whether or not relating to either party's workforce), or restraints or delays affecting carriers or inability or delay in obtaining supplies of adequate or suitable materials, materials or telecommunication breakdown or power outage.

23. RELATIONSHIP OF THE PARTIES

The relationship between the parties is that of independent contractors. Nothing contained in the Contract shall be construed as creating any agency, partnership, joint venture or other form of joint enterprise, employment or fiduciary relationship between the parties, and neither party shall have authority to contract for or bind the other party in any manner whatsoever.

24. NO THIRD-PARTY BENEFICIARIES

The Contract is for the sole benefit of the parties hereto and their respective successors and permitted assigns and nothing herein, express or implied, is intended to or shall confer upon any other person or entity any legal or equitable right, benefit or remedy of any nature whatsoever under or by reason of these Terms.

25. SEVERABILITY

If any term or provision of the Contract is invalid, illegal or unenforceable in any jurisdiction, such invalidity, illegality or unenforceability shall not affect any other term or provision of the Contract or invalidate or render unenforceable such term or provision in any other jurisdiction.

26. SURVIVAL

Provisions of these terms which by their nature should apply beyond their terms will remain in force after any termination or expiration of the Contract.

I. DEFINITIONS

Defect: A product defect means an inadequacy in the materials or finish of the product that either existed at the time the product was received or causes a failure of the product to perform under ordinary use.

Workmanship: Workmanship is the degree of skill with which a product is made or a job done. Workmanship includes quality of paint or stain finish, top coat application, upholstery, and quality of weld joints.

Structural Integrity: : The structural integrity is the ability of the product to safely function when in use as it was originally intended.

Wrong Product: If we make an order entry or production error and send you the wrong product, we will replace with the correct item.

II. LIMITED WARRANTIES

Subject to the limitations and conditions set forth below, Grand Rapids Chair Company (Seller) provides the following limited warranties for its products:

INDOOR SEATING

- Steel Seating: 1 year free from finish defects and workmanship failures; 10 years structural integrity in the frame.
- Aluminum Seating: 1 year free from finish defects and workmanship failures; 10 years structural integrity in the frame.
- Wood Seating: 1 year free from finish defects and workmanship failures; 5 years structural integrity in the frame.

INDOOR TABLE BASES

- Steel Table Bases: 1 year free from finish defects and workmanship failures, 10 years structural warranty.
- Cast Iron Table Bases: 1 year free from finish defects and workmanship failures, 10 years structural warranty.
- Wood Table Bases: 1 year free from finish defects and workmanship failures, 10 years structural warranty.

INDOOR TABLE TOPS

- Solid Wood: 1 year free from finish defects and workmanship failures; 10 years structural integrity in the frame.
- Laminate: Subject to the warranty of the laminate supplier, if any, and to the extent assignable.
- Solid Surface: Subject to the warranty of the solid surface supplier, if any, and to the extent assignable.

OUTDOOR TABLE TOPS

- Metal: 1 year free from finish defects and workmanship failures; 3 years structural integrity in the frame.
- Steel may develop small rust spots over time in places where damage has occurred - such as chipping, scratches, or abrasions. Warranty does not cover those parts of the product which are exposed to abrasion during use.
- For aggressive environments with salt or chlorine exposure, regular cleaning every 3 months is recommended.

OUTDOOR TABLE BASES

- 1 year free from finish defects and workmanship failures; 3 years structural integrity in the frame.
- Steel may develop small rust spots over time in places where damage has occurred - such as chipping, scratches, or abrasions. Warranty does not cover those parts of the product which are exposed to abrasion during use.
- For aggressive environments with salt or chlorine exposure, regular cleaning every 3 months is recommended.

OUTDOOR SEATING

- 1 year free from finish defects and workmanship failures; 3 years structural integrity in the frame.
- Steel may develop small rust spots over time in places where damage has occurred - such as chipping, scratches, or abrasions. Warranty does not cover those parts of the product which are exposed to abrasion during use.
- For aggressive environments with salt or chlorine exposure, regular cleaning every 3 months is recommended.

GRAND RAPIDS CHAIR COMPANY LIMITED WARRANTY

UPHOLSTERY

- Customer's Own Material & Leather and Seller's Graded-in fabrics are subject to the warranty of the supplier, if any, and to the extent assignable.

COMPONENT PARTS & FITTINGS

- The following component parts not manufactured by Seller are covered under a 1 year warranty within normal use scenarios: screws, glides, casters, foot rests, plastic brackets, table hooks, Velcro, grommets, wire management, washers, stacking bumpers, purse shelf, foot rings, table-flip mechanisms, table-fold mechanisms, and table connectors.
- All other component parts not manufactured or supplied by Seller come without warranty.
- By way of example and not in limitation of the foregoing, electrical components are not covered under the Seller's warranty and are subject to the warranty of the electrical components supplier, if any and to the extent assignable.

SPECIALS/CUSTOM PRODUCTS

- If the goods are made according to the Buyer's specifications, Seller does not warrant adequacy of such specifications or that the goods will perform in accordance with such specifications.

III. PROVISIONS APPLICABLE TO ALL SELLER PRODUCTS AND SERVICES

WHAT IS NOT COVERED BY WARRANTY

- I. No warranty is made as to the selection, aesthetics, colorfastness, wear, or aging capability of fabrics, fabric treatments, finishes, or filling materials, including, but not limited to fillers such as foam/poly, cotton, and cardboard. Rusting of cast iron is not covered by warranty.
- II. Wood has a unique and naturally occurring pattern that can vary greatly. Due to the complex structure of wood, small knots, piths, pores, rings, etc. may appear and add decorative appeal. Variation in finish color due to organic variation in wood is not covered and is expected to occur.
- III. Flipping a chair on the top of a table will cause damage to the structural integrity and finish of both products and will accelerate the wear and tear of the table top finish and seat finish. Damage caused by flipping chairs on tables is not covered under the warranty.
- IV. "Stacking" items are susceptible to more wear and tear due to constant stacking; the warranty does not cover seat finish wear due to stacking or scratches/chips in powder coat finish where the legs meet during the stacking process.
- V. Solid wood and laminate table tops must be stored and used in indoor environments with relative humidity in the range of 35% to 50%. Exposure to relative humidity outside this range will cause the product to warp, check, or crack, resulting in loss of warranty coverage.
- VI. Charges for shipping, handling, installation, or disposal of defective units and/or replacement units unless approved in writing by Seller.
- VII. These warranties will not extend to ordinary wear and tear or goods subjected to misuse, abuse, neglect, damage, improper transportation, improper storage, improper cleaning, accident or improper installation or maintenance or which have been altered or repaired by anyone other than Seller or its authorized representative.

WHO BENEFITS FROM WARRANTY?

- I. If you purchase a product directly from the Seller or an authorized dealer (i.e. submit a purchase order, receive an acknowledgment for that order and pay the Seller for the goods received according to the terms of the invoice) for your own use, then you are the Buyer, and you will receive benefits of any applicable warranty described in this document. Only original buyers benefit from this warranty; the warranty is non-transferable.

ADDITIONAL INFORMATION

- I. Any warranty will begin on the date of shipment to the Buyer, subject to the conditions and limitations noted in this document.
- II. At the Buyer's request the Seller will attempt to match color during any repair or replacement, as long as a sample "product to match" has been shipped to the Seller at the expense of the Buyer. For various technical reasons related to color degradation in UV light and variations arising from the differences in lighting standards at different locations, the Seller does not guarantee that finishes will match.
- III. In the event a Buyer would like to match a previous order to a new order, the Buyer must send a physical sample to their Account Manager. Due to continual engineering improvements and modifications, we cannot guarantee each good will be an exact match to their previous order. Seller reserves the right to make changes in design and construction or discontinue products without prior notification.
- IV. In the event that a product or component is no longer available for any reasons or we have discontinued a particular material, part, or product, then the Seller will have no liability due to the inability to replace any unavailable part. The Seller's sole responsibility will be to offer an alternative part of reasonably similar performance or in its sole discretion refund the purchase price.
- V. Repairs and replacements do not extend any product warranty. In the event of any authorized repairs, the warranty term remains the order original day of shipment.
- VI. Due to the use of natural materials (wood, steel) and craftsmanship in our products, normal variations may occur from piece to piece. This warranty does not cover such differences, nor are variations from printed or digital images covered.

CLAIMS SUBMISSIONS

To file a warranty claim, email your account manager or customercare@grandrapidschair.com with the following information:

- Sales Order #
- Number of affected units
- Description of product failure
- Picture of damage
- Contact information
- Date damage was discovered

GRAND RAPIDS CHAIR COMPANY LIMITED WARRANTY

LIMITATIONS AND DISCLAIMERS

SELLER MAKES NO OTHER WARRANTIES OR REPRESENTATIONS, EXPRESS OR IMPLIED, BY OPERATION OF LAW OR OTHERWISE, INCLUDING WITHOUT LIMITATION ANY IMPLIED WARRANTY OF MERCHANTABILITY OR FITNESS FOR A PARTICULAR PURPOSE, ALL OF WHICH ARE HEREBY SPECIFICALLY DISCLAIMED. In particular, but without limiting the generality of the foregoing exclusion, (i) if the goods are made according to buyer's specifications, Seller does not warrant adequacy of such specifications or that the goods will perform in accordance with such specifications, (ii) if any goods furnished hereunder are made by any supplier other than Seller, Seller does not provide any warranty with respect to such goods, (iii) Seller does not warrant that the goods are in compliance with laws of any country, and (iv) if the goods are modules or assemblies, Seller does not warrant design, design performance, durability or system integration of the modules, assemblies or any components thereof. Limited warranty based on 12 hours, 360 day use. Seller's sole obligation under the foregoing warranties will be limited to either, at Seller's option, replacing or repairing defective goods or refunding the purchase price paid for such goods previously paid by Buyer, and Buyer's exclusive remedy for breach of any of such warranties will be enforcement of such obligation of Seller. These warranties will not extend to ordinary wear and tear or goods subjected to misuse, abuse, neglect, damage, improper transportation, improper storage, improper cleaning, accident or improper installation or maintenance or which have been altered or repaired by anyone other than Seller or its authorized representative. Seller shall not be liable on any claim for defective goods, which is not made within thirty (30) days after discovery of defect. The warranty is valid from the date of shipment to the original buyer and is non-transferable. Repair or replacement of goods will not extend the time of the original warranty. Misuse of goods includes without limitation (i) outdoor use of any goods intended for indoor use; and (ii) use of products in unsuitable environments or conditions. Where a product model is covered by a specific warranty for such model, the specific warranty shall govern and any more general warranty which might otherwise apply to the product type shall not apply. For all warranties, notwithstanding anything else in this warranty to the contrary: depending on the product's specific warranty, after the third or seventh anniversary of the date of shipment of the goods, Seller's sole obligation under the foregoing warranties will be limited to either, at Seller's option, replacing or repairing defective goods with Buyer responsible for the percentage of Seller's expense for such repair or replacement set forth below, or refunding the percentage set forth below of the purchase price paid for such goods previously paid by Buyer, and Buyer's exclusive remedy for breach of any of such warranties will be enforcement of such obligation of Seller.

| Time frame | Percentage of purchase price credited to Buyer | |
|---|--|--------------------------|
| | 5 Year Warranty Product | 10 Year Warranty Product |
| On or after 3rd anniversary but prior to 4th anniversary | 50% | 100% |
| On or after 4th anniversary but prior to 5th anniversary | 25% | 100% |
| On or after 7th anniversary but prior to 8th anniversary | - | 75% |
| On or after 8th anniversary but prior to 9th anniversary | - | 50% |
| On or after 9th anniversary but prior to 10th anniversary | - | 25% |

REMEDIES AND LIMITATION OF LIABILITY

In the event Buyer claims Seller has breached any of its obligations under the contract, whether of warranty or otherwise, Seller may request the return of the goods and tender to Buyer the purchase price previously paid by Buyer, and in such event, Seller shall have no further obligation under the contract except to refund such purchase price upon redelivery of the goods. No goods may be returned without Seller's written request. If Seller requests the return of the goods, the goods will be returned by Buyer unless otherwise authorized in writing by Seller. Seller reserves the right to inspect any claimed defect, repair defective goods or install replacement parts, and perform any adjustment incident to satisfactory operation of the goods. In the event Buyer claims Seller has breached any of its obligations under the contract, whether of warranty or otherwise, and Seller has not delivered any goods to Buyer, Seller may tender to Buyer the purchase price previously paid by Buyer, and, in such event, Seller shall have no further obligation under the contract except to refund such purchase price previously paid by Buyer. The remedies contained in this and the preceding paragraph shall constitute the sole recourse of Buyer against Seller for breach of any of Seller's obligations under the contract, whether of warranty or otherwise. In no event shall Seller be liable for loss of time, inconvenience, commercial loss, incidental, consequential or special damages, including without limitation, lost revenues, profits or recall expenses, nor shall Seller's liability on any claim for damages arising out of or connected with the contract or the manufacture, sale, delivery or use of the goods exceed the purchase price of the goods previously paid by Buyer to Seller. Any warranty rights which Seller may have relating to any goods provided by other suppliers will be assigned to Buyer upon request. Seller shall not be liable for failure to perform its obligations under the contract resulting directly or indirectly from circumstances beyond Seller's reasonable control.

Effective Date: October 14, 2022

GRAPIDS 29983-1 528311v4

SEATING INDEX

| Model | Description | Page |
|--------------|--|-------------|
| 105BS | Ladder Back Barstool | 74 |
| 105 | Ladder Back Chair | 74 |
| 130-11 | Sherman Chair | 107 |
| 130BS-11 | Sherman Barstool | 107 |
| 130CH-11 | Sherman Counter Stool | 107 |
| 1400BS-FR | Ava Bar Height Barstool | 47 |
| 1400CH-FR | Ava Counter Height Stool | 47 |
| 1400 | Ava Chair Height Stool | 47 |
| 1401BS-FR | Ava Bar Height Barstool | 47 |
| 1401CH | Ava Counter Height Stool | 47 |
| 1401 | Ava Chair Height Stool | 47 |
| 1402BS-FR | Ava Bar Height Barstool | 47 |
| 1402CH-FR | Ava Counter Height Stool | 47 |
| 1402 | Ava Chair Height Stool | 47 |
| 1500BS-FR | Mia Bar Height Barstool | 86 |
| 1500CH-FR | Mia Counter Height Barstool | 86 |
| 1500 | Mia Chair Height Barstool | 86 |
| 1501BS-FR | Mia Bar Height Barstool | 86 |
| 1501CH-FR | Mia Counter Height Barstool | 86 |
| 1501 | Mia Chair Height Barstool | 86 |
| 1502BS-FR | Mia Bar Height Barstool | 86 |
| 1502CH-FR | Mia Counter Height Barstool | 86 |
| 1502 | Mia Chair Height Barstool | 86 |
| 170-11 | Nora Chair | 88 |
| 170BS-11 | Nora Barstool | 88 |
| 170CH-11 | Nora Counter Height Stool | 88 |
| 190-33 | Rita Lounge | 97 |
| 191-33 | Rita Lounge with HDPE arm caps | 97 |
| 192-00 | Rita Lounge 10" Side Table Attachment | 97 |
| 193-33 | Rita Lounge with 10" HDPE side table attachment | 97 |
| 196-33 | Rita Loveseat | 97 |
| 197-33 | Rita Loveseat with HDPE Arm Caps | 97 |
| 225-10 | Sally Core-Drilled Chair Height Stool | 104 |
| 225BS-10 | Sally Core-Drilled Barstool with and without foot rest | 104 |
| 225CH-10 | Sally Core-Drilled Counter Height Stool with and without foot rest | 104 |
| 226-10 | Sally Bolt Down Chair Height Stool | 103 |
| 2261BS-10 | Sally Bolt Down Barstool with and without foot rest | 103 |
| 2261CH-10 | Sally Bolt Down Counter Height Stool with and without foot rest | 103 |
| 227-10 | Sally Freestanding Chair Height Stool | 105 |
| 2271BS-10 | Sally Freestanding Barstool with and without foot rest | 105 |
| 2271CH-30 | Sally Freestanding Counter Height Stool with and without foot rest | 105 |
| 250-11 | Brady Chair | 53 |
| 250BS-11 | Brady Barstool | 53 |
| 250CH-11 | Brady Counter Stool | 53 |
| 270BS | Harper Bar Height Stool — X-Base | 64 |
| 270CH | Harper Counter Height Stool — X-Base | 63 |
| 270 | Harper Chair — X-Base | 63 |
| 271BS | Harper Bar Height Stool — 4-Leg | 65 |
| 271CH | Harper Counter Height Stool — 4-Leg | 65 |
| 271 | Harper Chair — 4-Leg | 64 |
| 272 | Harper Chair — Stacker | 66 |
| 273 | Harper Lounge Chair | 66 |
| 280BS | Reece Bar Height Stool | 95 |
| 280CH | Reece Counter Height Stool | 94 |
| 280 | Reece Chair | 94 |
| 3001 | Atlantis Chair Fixed Seating — Counter Height | 113 |
| 3001 | Siren Chair Fixed Seating — Counter Height | 117 |
| 3002 | Atlantis Chair Fixed Seating — Bar Height | 114 |
| 3002 | Siren Chair Fixed Seating — Bar Height | 118 |

| Model | Description | Page |
|--------------|---|-------------|
| 3003 | Atlantis Chair Fixed Seating — Counter Height | 113 |
| 3003 | Siren Chair Fixed Seating — Counter Height | 117 |
| 3004 | Atlantis Chair Fixed Seating — Bar Height | 114 |
| 330BS | Hurdle Barstool | 70 |
| 330CH | Hurdle Counter Stool | 70 |
| 330 | Hurdle Stool | 70 |
| 331BS | Half Hurdle Barstool | 70 |
| 331CH | Half Hurdle Counter Stool | 70 |
| 331 | Half Hurdle Chair | 70 |
| 332-10 | Full Hurdle Chair | 60 |
| 332BS-10 | Full Hurdle Barstool | 60 |
| 332CH-10 | Full Hurdle Counter Stool | 60 |
| 334BS | Hurdle Outdoor Barstool | 72 |
| 334CH | Hurdle Outdoor Counter Stool | 72 |
| 334 | Hurdle Outdoor Stool | 72 |
| 335BS | Half Hurdle Outdoor Barstool | 72 |
| 335CH | Half Hurdle Outdoor Counter Stool | 72 |
| 335 | Half Hurdle Outdoor Chair | 72 |
| 360BS-10 | Sir Burly Barstool | 109 |
| 360CH-10 | Sir Burly Counter Stool | 109 |
| 385-33 | Alfred Chair | 45 |
| 385BS-33 | Alfred Barstool | 45 |
| 385CH-33 | Alfred Counter Stool | 45 |
| 4001 | Atlantis Chair Fixed Seating — Counter Height | 113 |
| 4001 | Siren Chair Fixed Seating — Counter Height | 117 |
| 4002 | Atlantis Chair Fixed Seating — Bar Height | 114 |
| 4002 | Siren Chair Fixed Seating — Bar Height | 118 |
| 4003 | Atlantis Chair Fixed Seating — Counter Height | 113 |
| 4003 | Siren Chair Fixed Seating — Bar Height | 118 |
| 4003 | Siren Chair Fixed Seating — Counter Height | 117 |
| 4004 | Atlantis Chair Fixed Seating — Bar Height | 114 |
| 4004 | Siren Chair Fixed Seating — Bar Height | 118 |
| 501BS | Melissa Anne Barstool | 82 |
| 501CS-3000 | Melissa Anne Chair Chair Height Fixed Seating | 82 |
| 501CS-3001 | Melissa Anne Chair Counter Height Fixed Seating | 82 |
| 501CS-3002 | Melissa Anne Chair Bar Height Fixed Seating | 82 |
| 501CS-4000 | Melissa Anne Chair Chair Height Fixed Seating | 82 |
| 501CS-4001 | Melissa Anne Chair Counter Height Fixed Seating | 82 |
| 501CS-4002 | Melissa Anne Chair Bar Height Fixed Seating | 82 |
| 501 | Melissa Anne Chair | 82 |
| 504BS | Melissa Anne Barstool | 84 |
| 504 | Melissa Anne Chair | 84 |
| 571BS | Mama Melissa Barstool | 78 |
| 571 | Mama Melissa Chair | 78 |
| 574BS | Mama Melissa Barstool | 80 |
| 574 | Mama Melissa Chair | 80 |
| 6105BS | Ladder Back Swivel Barstool | 74 |
| 6250BS-10 | Brady Backless Barstool | 53 |
| 6250CH-10 | Brady Backless Counter Stool | 53 |
| 6501BS | Melissa Anne Swivel Barstool | 82 |
| 6504BS | Melissa Anne Swivel Barstool | 84 |
| 725 | Leo Chair | 76 |
| 728-33 | Ferdinand Chair | 58 |
| 728BS-11 | Ferdinand Barstool | 58 |
| 728CH-11 | Ferdinand Counter Stool | 58 |
| 750BS | Atlantis Barstool | 112 |
| 750CS-3000 | Atlantis Chair Fixed Seating — Chair Height | 113 |
| 750CS-4000 | Atlantis Chair Fixed Seating — Chair Height | 113 |
| 750 | Atlantis Chair | 112 |

SEATING INDEX

| Model | Description | Page |
|------------------|--|-------------|
| 827-11 | Sadie II Chair | 99 |
| 827BS-11 | Sadie II Barstool | 99 |
| 827CH-11 | Sadie II Counter Stool | 99 |
| 828-66 | Sadie II Outdoor Chair | 101 |
| 828BS-66 | Sadie II Outdoor Barstool | 101 |
| 828CH-66 | Sadie II Outdoor Counter Stool | 101 |
| 840BS | Opla Barstool | 90 |
| 840CH | Opla Counter Height Barstool | 90 |
| 841 | Removable Opla Seat Pad | 91 |
| 842 | Anti-Theft Opla Seat Pad | 91 |
| 843A | Opla Armchair | 90 |
| 843 | Opla Chair | 90 |
| 845-66 | Hula Chair | 68 |
| 845BS-66 | Hula Barstool | 68 |
| 845CH-66 | Hula Counter Stool | 68 |
| 850BS | Siren Barstool | 116 |
| 850CS-3000 | Siren Chair Fixed Seating — Chair Height | 117 |
| 850CS-4000 | Siren Chair Fixed Seating — Chair Height | 117 |
| 850 | Siren Chair | 116 |
| 992BS | Felix Jr. Barstool | 56 |
| 992 | Felix Jr. Chair | 56 |
| 993BS | Felix Jr. Barstool | 56 |
| 993 | Felix Jr. Chair | 56 |
| B014-UPH | No. 14 Chair | 22 |
| B014-VEN | No. 14 Chair | 22 |
| B018BS-UPH | No. 18 Barstool | 23 |
| B018BS-VEN | No. 18 Barstool | 22 |
| B018-UPH | No. 18 Chair | 22 |
| B018-VEN | No. 18 Chair | 22 |
| B030A-UPH | No. 30 Armchair | 23 |
| B030A-VEN | No. 30 Armchair | 23 |
| B033A-UPH-BK | No. 33 Armchair | 23 |
| B073BS-UPH | No. 73 Barstool | 24 |
| B073BS-VEN | No. 73 Barstool | 23 |
| B763-UPH | No. 763 Chair | 24 |
| BBN-16-41-RTR-18 | Bowen Indoor Bench | 49 |
| BWB-16-41-RTR-18 | Bowen Outdoor Bench | 51 |
| DYL-B | Dylan 22" Bench | 29 |
| DYL-B | Dylan 48" Bench | 29 |
| DYL-B | Dylan 54" Bench | 29 |
| DYL-B | Dylan 66" Bench | 30 |
| DYL-B | Dylan 78" Bench | 30 |
| DYL-B | Dylan 90" Bench | 30 |
| W2625A | Andy Lounge With Arms | 17 |
| W2625 | Andy Lounge | 17 |
| W400AC | Merano Armchair | 36 |
| W400BS | Merano Barstool — 30" Barstool | 36 |
| W400CH | Merano Barstool — 24" Counter Height | 36 |
| W400SC | Merano Chair | 36 |
| W437BS | Leaf Barstool | 34 |
| W437CH | Leaf Counter Stool | 34 |
| W437 | Leaf Chair | 34 |
| W504A | Wood Melissa Armchair | 41 |
| W504A-V12 | Wood Melissa Armchair | 41 |
| W504A-V15 | Wood Melissa Armchair | 41 |
| W504A-V16 | Wood Melissa Armchair | 41 |
| W504A-V21 | Wood Melissa Armchair | 41 |
| W504A-V22 | Wood Melissa Armchair | 41 |
| W504A-V25 | Wood Melissa Armchair | 41 |

| Model | Description | Page |
|--------------|-----------------------------------|-------------|
| W504A-V26 | Wood Melissa Armchair | 41 |
| W504BS | Wood Melissa Barstool | 42 |
| W504BS-V12 | Wood Melissa Barstool | 42 |
| W504BS-V15 | Wood Melissa Barstool | 42 |
| W504BS-V16 | Wood Melissa Barstool | 42 |
| W504BS-V21 | Wood Melissa Barstool | 42 |
| W504BS-V22 | Wood Melissa Barstool | 42 |
| W504BS-V25 | Wood Melissa Barstool | 42 |
| W504BS-V26 | Wood Melissa Barstool | 42 |
| W504 | Wood Melissa Chair | 40 |
| W504-V12 | Wood Melissa Chair | 40 |
| W504-V15 | Wood Melissa Chair | 40 |
| W504-V16 | Wood Melissa Chair | 40 |
| W504-V21 | Wood Melissa Chair | 40 |
| W504-V22 | Wood Melissa Chair | 40 |
| W504-V25 | Wood Melissa Chair | 40 |
| W504-V26 | Wood Melissa Chair | 40 |
| W515 | Hugh Chair | 32 |
| W520BS-11 | Brooke Barstool | 27 |
| W520CH-11 | Brooke Counter Height Stool | 26 |
| W522-11 | Brooke Chair | 26 |
| W530BS | Wood Barstool | 38 |
| W530CH | Wood Counter Stool | 38 |
| W530 | Wood Chair | 38 |
| W540-21 | Wood Chair | 19 |
| W540BS-22 | Wood Barstool | 19 |
| W540CH-22 | Wood Counter Stool | 19 |
| W541 | Wood Lounge | 20 |
| WN504 | Wood Melissa Nesting Chair | 40 |

TABLES INDEX

| Model | Description | Page |
|------------------|--|-------------|
| 7000 | 24"-36" Cantilever Table Mount | 180 |
| 7005 | 36"-54" Cantilever Table Mount | 180 |
| 7010 | 14"-20" Cantilever Table Mount | 180 |
| ADR-30-60-RT-30 | 30" High, Solid Wood Andrea Communal Table | 183 |
| ADR-30-60-RT-36 | 36" High, Solid Wood Andrea Communal Table | 183 |
| ADR-30-60-RT-42 | 42" High, Solid Wood Andrea Communal Table | 183 |
| ADR-30-72-RT-30 | 30" High, Solid Wood Andrea Communal Table | 183 |
| ADR-30-72-RT-36 | 36" High, Solid Wood Andrea Communal Table | 183 |
| ADR-30-72-RT-42 | 42" High, Solid Wood Andrea Communal Table | 183 |
| ADR-30-84-RT-30 | 30" High, Solid Wood Andrea Communal Table | 183 |
| ADR-30-84-RT-36 | 36" High, Solid Wood Andrea Communal Table | 183 |
| ADR-30-84-RT-42 | 42" High, Solid Wood Andrea Communal Table | 183 |
| ADR-30-94-RT-30 | 30" High, Solid Wood Andrea Communal Table | 183 |
| ADR-30-94-RT-36 | 36" High, Solid Wood Andrea Communal Table | 183 |
| ADR-30-94-RT-42 | 42" High, Solid Wood Andrea Communal Table | 183 |
| ADR-36-60-RT-30 | 30" High, Solid Wood Andrea Communal Table | 183 |
| ADR-36-60-RT-36 | 36" High, Solid Wood Andrea Communal Table | 183 |
| ADR-36-60-RT-42 | 42" High, Solid Wood Andrea Communal Table | 183 |
| ADR-36-72-RT-30 | 30" High, Solid Wood Andrea Communal Table | 183 |
| ADR-36-72-RT-36 | 36" High, Solid Wood Andrea Communal Table | 183 |
| ADR-36-72-RT-42 | 42" High, Solid Wood Andrea Communal Table | 183 |
| ADR-36-84-RT-30 | 30" High, Solid Wood Andrea Communal Table | 183 |
| ADR-36-84-RT-36 | 36" High, Solid Wood Andrea Communal Table | 183 |
| ADR-36-84-RT-42 | 42" High, Solid Wood Andrea Communal Table | 183 |
| ADR-36-94-RT-30 | 30" High, Solid Wood Andrea Communal Table | 183 |
| ADR-36-94-RT-36 | 36" High, Solid Wood Andrea Communal Table | 183 |
| ADR-36-94-RT-42 | 42" High, Solid Wood Andrea Communal Table | 183 |
| AND-36-36-SQ-30 | 30" High, Andy Square Communal Table | 185 |
| AND-36-60-RT-30 | 30" High, Andy Rectangular Communal Table | 185 |
| AND-36-60-RT-36 | 36" High, Andy Rectangular Communal Table | 185 |
| AND-36-60-RT-42 | 42" High, Andy Rectangular Communal Table | 185 |
| AND-36-72-RT-30 | 30" High, Andy Rectangular Communal Table | 185 |
| AND-36-72-RT-36 | 36" High, Andy Rectangular Communal Table | 185 |
| AND-36-72-RT-42 | 42" High, Andy Rectangular Communal Table | 185 |
| AND-36-84-RT-30 | 30" High, Andy Rectangular Communal Table | 185 |
| AND-36-84-RT-36 | 36" High, Andy Rectangular Communal Table | 185 |
| AND-36-84-RT-42 | 42" High, Andy Rectangular Communal Table | 185 |
| AND-36-96-RT-30 | 30" High, Andy Rectangular Communal Table | 185 |
| AND-36-96-RT-36 | 36" High, Andy Rectangular Communal Table | 185 |
| AND-36-96-RT-42 | 42" High, Andy Rectangular Communal Table | 185 |
| AND-42-42-SQ-30 | 30" High, Andy Square Communal Table | 185 |
| AND-42-60-RT-30 | 30" High, Andy Rectangular Communal Table | 185 |
| AND-42-60-RT-36 | 36" High, Andy Rectangular Communal Table | 185 |
| AND-42-60-RT-42 | 42" High, Andy Rectangular Communal Table | 185 |
| AND-42-72-RT-30 | 30" High, Andy Rectangular Communal Table | 185 |
| AND-42-72-RT-36 | 36" High, Andy Rectangular Communal Table | 185 |
| AND-42-72-RT-42 | 42" High, Andy Rectangular Communal Table | 185 |
| AND-42-84-RT-30 | 30" High, Andy Rectangular Communal Table | 185 |
| AND-42-84-RT-36 | 36" High, Andy Rectangular Communal Table | 185 |
| AND-42-84-RT-42 | 42" High, Andy Rectangular Communal Table | 185 |
| AND-42-96-RT-30 | 30" High, Andy Rectangular Communal Table | 185 |
| AND-42-96-RT-36 | 36" High, Andy Rectangular Communal Table | 185 |
| AND-42-96-RT-42 | 42" High, Andy Rectangular Communal Table | 185 |
| AND-48-48-SQ-30 | 30" High, Andy Square Communal Table | 185 |
| AND-54-54-SQ-30 | 30" High, Andy Square Communal Table | 185 |
| BCN-36-59-RTR-30 | 30" High, Bowen Communal Table | 187 |
| BCN-36-59-RTR-36 | 36" High, Bowen Communal Table | 187 |
| BCN-36-59-RTR-42 | 42" High, Bowen Communal Table | 187 |
| BCN-36-71-RTR-30 | 30" High, Bowen Communal Table | 187 |

| Model | Description | Page |
|------------------|---|-------------|
| BCN-36-71-RTR-36 | 36" High, Bowen Communal Table | 187 |
| BCN-36-71-RTR-42 | 42" High, Bowen Communal Table | 187 |
| BCN-36-82-RTR-30 | 30" High, Bowen Communal Table | 187 |
| BCN-36-82-RTR-36 | 36" High, Bowen Communal Table | 187 |
| BCN-36-82-RTR-42 | 42" High, Bowen Communal Table | 187 |
| BD4100-30 | 30" High, Bolt-Down Table Base | 175 |
| BD4100-36 | 36" High, Bolt-Down Table Base | 175 |
| BD4100-36-FR | 36" High, Bolt-Down Table Base With Foot Ring | 175 |
| BD4100-42 | 42" High, Bolt-Down Table Base | 175 |
| BD4100-42-FR | 42" High, Bolt-Down Table Base With Foot Ring | 175 |
| BRC-24-48-RT-30 | 30" High, Solid Wood Brady Communal Table | 191 |
| BRC-24-60-RT-30 | 30" High, Solid Wood Brady Communal Table | 191 |
| BRC-24-72-RT-30 | 30" High, Solid Wood Brady Communal Table | 191 |
| BRC-24-84-RT-30 | 30" High, Solid Wood Brady Communal Table | 191 |
| BRC-24-94-RT-30 | 30" High, Solid Wood Brady Communal Table | 191 |
| BRC-30-60-RT-30 | 30" High, Solid Wood Brady Communal Table | 191 |
| BRC-30-60-RT-36 | 36" High, Solid Wood Brady Communal Table | 191 |
| BRC-30-60-RT-42 | 42" High, Solid Wood Brady Communal Table | 191 |
| BRC-30-72-RT-30 | 30" High, Solid Wood Brady Communal Table | 191 |
| BRC-30-72-RT-36 | 36" High, Solid Wood Brady Communal Table | 191 |
| BRC-30-72-RT-42 | 42" High, Solid Wood Brady Communal Table | 191 |
| BRC-30-84-RT-30 | 30" High, Solid Wood Brady Communal Table | 191 |
| BRC-30-84-RT-36 | 36" High, Solid Wood Brady Communal Table | 191 |
| BRC-30-84-RT-42 | 42" High, Solid Wood Brady Communal Table | 191 |
| BRC-30-94-RT-30 | 30" High, Solid Wood Brady Communal Table | 191 |
| BRC-30-94-RT-36 | 36" High, Solid Wood Brady Communal Table | 191 |
| BRC-30-94-RT-42 | 42" High, Solid Wood Brady Communal Table | 191 |
| BRC-36-60-RT-30 | 30" High, Solid Wood Brady Communal Table | 191 |
| BRC-36-60-RT-36 | 36" High, Solid Wood Brady Communal Table | 191 |
| BRC-36-60-RT-42 | 42" High, Solid Wood Brady Communal Table | 191 |
| BRC-36-72-RT-30 | 30" High, Solid Wood Brady Communal Table | 191 |
| BRC-36-72-RT-36 | 36" High, Solid Wood Brady Communal Table | 191 |
| BRC-36-72-RT-42 | 42" High, Solid Wood Brady Communal Table | 191 |
| BRC-36-84-RT-30 | 30" High, Solid Wood Brady Communal Table | 191 |
| BRC-36-84-RT-36 | 36" High, Solid Wood Brady Communal Table | 191 |
| BRC-36-84-RT-42 | 42" High, Solid Wood Brady Communal Table | 191 |
| BRC-36-94-RT-30 | 30" High, Solid Wood Brady Communal Table | 191 |
| BRC-36-94-RT-36 | 36" High, Solid Wood Brady Communal Table | 191 |
| BRC-36-94-RT-42 | 42" High, Solid Wood Brady Communal Table | 191 |
| BRP-24-24-SQ-30 | 30" High, Square Brady Table | 146 |
| BRP-24-24-SQ-36 | 36" High, Square Brady Table | 146 |
| BRP-24-24-SQ-42 | 42" High, Square Brady Table | 146 |
| BRP-24-30-RT-30 | 30" High, Rectangular Brady Table | 147 |
| BRP-24-36-RT-30 | 30" High, Rectangular Brady Table | 147 |
| BRP-30-30-RD-30 | 30" High, Round Brady Table | 145 |
| BRP-30-30-RD-36 | 36" High, Round Brady Table | 145 |
| BRP-30-30-RD-42 | 42" High, Round Brady Table | 145 |
| BRP-30-30-SQ-30 | 30" High, Square Brady Table | 146 |
| BRP-30-30-SQ-36 | 36" High, Square Brady Table | 146 |
| BRP-30-30-SQ-42 | 42" High, Square Brady Table | 146 |
| BRP-30-36-RT-30 | 30" High, Rectangular Brady Table | 147 |
| BRP-36-36-RD-30 | 30" High, Round Brady Table | 145 |
| BRP-36-36-RD-36 | 36" High, Round Brady Table | 145 |
| BRP-36-36-RD-42 | 42" High, Round Brady Table | 145 |
| BRP-36-36-SQ-30 | 30" High, Square Brady Table | 146 |
| BRP-36-36-SQ-36 | 36" High, Square Brady Table | 146 |
| BRP-36-36-SQ-42 | 42" High, Square Brady Table | 146 |
| BWC-36-59-RT-30 | 30" High, Bowen Communal Table | 189 |
| BWC-36-59-RT-36 | 36" High, Bowen Communal Table | 189 |

TABLES INDEX

| Model | Description | Page |
|-------------------|--|-------------|
| BWC-36-59-RT-42 | 42" High, Bowen Communal Table | 189 |
| BWC-36-71-RT-30 | 30" High, Bowen Communal Table | 189 |
| BWC-36-71-RT-36 | 36" High, Bowen Communal Table | 189 |
| BWC-36-71-RT-42 | 42" High, Bowen Communal Table | 189 |
| BWC-36-82-RT-30 | 30" High, Bowen Communal Table | 189 |
| BWC-36-82-RT-36 | 36" High, Bowen Communal Table | 189 |
| BWC-36-82-RT-42 | 42" High, Bowen Communal Table | 189 |
| BWP-23-23-RD-30 | 30" High, Round Bowen Table | 143 |
| BWP-23-23-RD-36 | 36" High, Round Bowen Table | 143 |
| BWP-23-23-RD-42 | 42" High, Round Bowen Table | 143 |
| BWP-24-24-SQ-30 | 30" High, Square Bowen Table | 141 |
| BWP-24-24-SQ-36 | 36" High, Square Bowen Table | 141 |
| BWP-24-24-SQ-42 | 42" High, Square Bowen Table | 141 |
| BWP-24-29-RT-30 | 30" High, Rectangular Bowen Table | 142 |
| BWP-24-29-RT-36 | 36" High, Rectangular Bowen Table | 142 |
| BWP-24-29-RT-42 | 42" High, Rectangular Bowen Table | 142 |
| BWP-24-35-RT-30 | 30" High, Rectangular Bowen Table | 142 |
| BWP-24-35-RT-36 | 36" High, Rectangular Bowen Table | 142 |
| BWP-24-35-RT-42 | 42" High, Rectangular Bowen Table | 142 |
| BWP-29-29-RD-30 | 30" High, Round Bowen Table | 143 |
| BWP-29-29-RD-36 | 36" High, Round Bowen Table | 143 |
| BWP-29-29-RD-42 | 42" High, Round Bowen Table | 143 |
| BWP-30-29-SQ-30 | 30" High, Square Bowen Table | 141 |
| BWP-30-29-SQ-36 | 36" High, Square Bowen Table | 141 |
| BWP-30-29-SQ-42 | 42" High, Square Bowen Table | 141 |
| BWP-30-35-RT-30 | 30" High, Rectangular Bowen Table | 142 |
| BWP-30-35-RT-36 | 36" High, Rectangular Bowen Table | 142 |
| BWP-30-35-RT-42 | 42" High, Rectangular Bowen Table | 142 |
| BWP-35-35-RD-30 | 30" High, Round Bowen Table | 143 |
| BWP-35-35-RD-36 | 36" High, Round Bowen Table | 143 |
| BWP-35-35-RD-42 | 42" High, Round Bowen Table | 143 |
| BWP-36-35-SQ-30 | 30" High, Square Bowen Table | 141 |
| BWP-36-35-SQ-36 | 36" High, Square Bowen Table | 141 |
| BWP-36-35-SQ-42 | 42" High, Square Bowen Table | 141 |
| CA-24-24-RD-30 | 30" High, Round Cassandra Table | 149 |
| CA-24-24-RD-36 | 36" High, Round Cassandra Table | 149 |
| CA-24-24-RD-36-FR | 36" High, Round Cassandra Table With Foot Ring | 149 |
| CA-24-24-RD-42 | 42" High, Round Cassandra Table | 149 |
| CA-24-24-RD-42-FR | 42" High, Round Cassandra Table With Foot Ring | 150 |
| CA-24-24-SQ-30 | 30" High, Square Cassandra Table | 151 |
| CA-24-24-SQ-36 | 36" High, Square Cassandra Table | 151 |
| CA-24-24-SQ-36-FR | 36" High, Square Cassandra Table With Foot Ring | 151 |
| CA-24-24-SQ-42 | 42" High, Square Cassandra Table | 151 |
| CA-24-24-SQ-42-FR | 42" High, Square Cassandra Table With Foot Ring | 151 |
| CA-24-30-RT-30 | 30" High, Rectangular Cassandra Table | 152 |
| CA-24-30-RT-36 | 36" High, Rectangular Cassandra Table | 152 |
| CA-24-30-RT-36-FR | 36" High, Rectangular Cassandra Table With Foot Ring | 152 |
| CA-24-30-RT-42 | 42" High, Rectangular Cassandra Table | 152 |
| CA-24-30-RT-42-FR | 42" High, Rectangular Cassandra Table With Foot Ring | 152 |
| CA-24-36-RT-30 | 30" High, Rectangular Cassandra Table | 152 |
| CA-24-36-RT-36 | 36" High, Rectangular Cassandra Table | 152 |
| CA-24-36-RT-36-FR | 36" High, Rectangular Cassandra Table With Foot Ring | 152 |
| CA-24-36-RT-42 | 42" High, Rectangular Cassandra Table | 152 |
| CA-24-36-RT-42-FR | 42" High, Rectangular Cassandra Table With Foot Ring | 152 |
| CA-24-42-RT-30 | 30" High, Rectangular Cassandra Table | 152 |
| CA-24-42-RT-36 | 36" High, Rectangular Cassandra Table | 152 |
| CA-24-42-RT-36-FR | 36" High, Rectangular Cassandra Table With Foot Ring | 152 |
| CA-24-42-RT-42 | 42" High, Rectangular Cassandra Table | 152 |
| CA-24-42-RT-42-FR | 42" High, Rectangular Cassandra Table With Foot Ring | 152 |

| Model | Description | Page |
|-------------------|--|-------------|
| CA-24-48-RT-30 | 30" High, Rectangular Cassandra Table With Four Columns | 152 |
| CA-24-48-RT-36 | 36" High, Rectangular Cassandra Table With Four Columns | 152 |
| CA-24-48-RT-42 | 42" High, Rectangular Cassandra Table With Four Columns | 152 |
| CA-24-60-RT-30 | 30" High, Rectangular Cassandra Table With T-Legs | 153 |
| CA-24-72-RT-30 | 30" High, Rectangular Cassandra Table With T-Legs | 153 |
| CA-30-30-RD-30 | 30" High, Round Cassandra Table | 149 |
| CA-30-30-RD-36 | 36" High, Round Cassandra Table | 149 |
| CA-30-30-RD-36-FR | 36" High, Round Cassandra Table With Foot Ring | 149 |
| CA-30-30-RD-42 | 42" High, Round Cassandra Table | 149 |
| CA-30-30-RD-42-FR | 42" High, Round Cassandra Table With Foot Ring | 150 |
| CA-30-30-SQ-30 | 30" High, Square Cassandra Table | 151 |
| CA-30-30-SQ-36 | 36" High, Square Cassandra Table | 151 |
| CA-30-30-SQ-36-FR | 36" High, Square Cassandra Table With Foot Ring | 151 |
| CA-30-30-SQ-42 | 42" High, Square Cassandra Table | 151 |
| CA-30-30-SQ-42-FR | 42" High, Square Cassandra Table With Foot Ring | 151 |
| CA-30-48-RT-30 | 30" High, Rectangular Cassandra Table With T-Legs | 153 |
| CA-30-60-RT-30 | 30" High, Rectangular Cassandra Table With T-Legs | 153 |
| CA-30-72-RT-30 | 30" High, Rectangular Cassandra Table With T-Legs | 153 |
| CA-36-36-RD-30 | 30" High, Round Cassandra Table | 149 |
| CA-36-36-RD-36 | 36" High, Round Cassandra Table | 149 |
| CA-36-36-RD-36-FR | 36" High, Round Cassandra Table With Foot Ring | 149 |
| CA-36-36-RD-42 | 42" High, Round Cassandra Table | 149 |
| CA-36-36-SQ-30 | 30" High, Square Cassandra Table | 151 |
| CA-36-36-SQ-36 | 36" High, Square Cassandra Table | 151 |
| CA-36-36-SQ-36-FR | 36" High, Square Cassandra Table With Foot Ring | 151 |
| CA-36-36-SQ-42 | 42" High, Square Cassandra Table | 151 |
| CA-36-36-SQ-42-FR | 42" High, Square Cassandra Table With Foot Ring | 151 |
| CA-36-42-RT-30 | 30" High, Rectangular Cassandra Table With Four Columns | 152 |
| CA-36-42-RT-36 | 36" High, Rectangular Cassandra Table With Four Columns | 152 |
| CA-36-42-RT-42 | 42" High, Rectangular Cassandra Table With Four Columns | 152 |
| CA-36-48-RT-30 | 30" High, Rectangular Cassandra Table With Four Columns | 153 |
| CA-36-60-RT-30 | 30" High, Rectangular Cassandra Table With Double T-Legs | 153 |
| CA-36-72-RT-30 | 30" High, Rectangular Cassandra Table With Double T-Legs | 153 |
| CA-42-42-RD-30 | 30" High, Round Cassandra Table With Four Columns | 150 |
| CA-42-42-RD-36 | 36" High, Round Cassandra Table With Four Columns | 150 |
| CA-42-42-RD-42 | 42" High, Round Cassandra Table With Four Columns | 150 |
| CA-42-42-RD-42-FR | 42" High, Round Cassandra Table With Foot Ring | 150 |
| CA-42-42-SQ-30 | 30" High, Square Cassandra Table With Four Columns | 151 |
| CA-42-48-RT-30 | 30" High, Rectangular Cassandra Table With Four Columns | 153 |
| CA-42-60-RT-30 | 30" High, Rectangular Cassandra Table With Double T-Legs | 153 |
| CA-48-48-RD-30 | 30" High, Round Cassandra Table With Four Columns | 150 |
| CA-48-48-SQ-30 | 30" High, Square Cassandra Table With Four Columns | 151 |
| CA-54-54-RD-30 | 30" High, Round Cassandra Table With Four Columns | 150 |
| CA-60-60-RD-30 | 30" High, Round Cassandra Table With Four Columns | 150 |
| CD3100-30 | 30" High, Core Drilled Table Base | 174 |
| CD3100-36 | 36" High, Core Drilled Table Base | 174 |
| CD3100-36-FR | 36" High, Core Drilled Table Base With Foot Ring | 174 |
| CD3100-42 | 42" High, Core Drilled Table Base | 174 |
| CD3100-42-FR | 42" High, Core Drilled Table Base With Foot Ring | 174 |
| DYL-T-LAM-246030 | 30" High, Laminate Dylan Communal Table | 196 |
| DYL-T-LAM-246036 | 36" High, Laminate Dylan Communal Table | 196 |
| DYL-T-LAM-246042 | 42" High, Laminate Dylan Communal Table | 197 |
| DYL-T-LAM-247230 | 30" High, Laminate Dylan Communal Table | 196 |
| DYL-T-LAM-247236 | 36" High, Laminate Dylan Communal Table | 196 |
| DYL-T-LAM-247242 | 42" High, Laminate Dylan Communal Table | 197 |
| DYL-T-LAM-248430 | 30" High, Laminate Dylan Communal Table | 196 |
| DYL-T-LAM-248436 | 36" High, Laminate Dylan Communal Table | 196 |
| DYL-T-LAM-248442 | 42" High, Laminate Dylan Communal Table | 197 |
| DYL-T-LAM-249430 | 30" High, Laminate Dylan Communal Table | 196 |

TABLES INDEX

| Model | Description | Page |
|------------------|---|-------------|
| DYL-T-LAM-249436 | 36" High, Laminate Dylan Communal Table | 196 |
| DYL-T-LAM-249442 | 42" High, Laminate Dylan Communal Table | 197 |
| DYL-T-LAM-306030 | 30" High, Laminate Dylan Communal Table | 196 |
| DYL-T-LAM-306036 | 36" High, Laminate Dylan Communal Table | 196 |
| DYL-T-LAM-306042 | 42" High, Laminate Dylan Communal Table | 197 |
| DYL-T-LAM-307230 | 30" High, Laminate Dylan Communal Table | 196 |
| DYL-T-LAM-307236 | 36" High, Laminate Dylan Communal Table | 196 |
| DYL-T-LAM-307242 | 42" High, Laminate Dylan Communal Table | 197 |
| DYL-T-LAM-308430 | 30" High, Laminate Dylan Communal Table | 196 |
| DYL-T-LAM-308436 | 36" High, Laminate Dylan Communal Table | 196 |
| DYL-T-LAM-308442 | 42" High, Laminate Dylan Communal Table | 197 |
| DYL-T-LAM-309430 | 30" High, Laminate Dylan Communal Table | 196 |
| DYL-T-LAM-309436 | 36" High, Laminate Dylan Communal Table | 196 |
| DYL-T-LAM-309442 | 42" High, Laminate Dylan Communal Table | 197 |
| DYL-T-LAM-366030 | 30" High, Laminate Dylan Communal Table | 196 |
| DYL-T-LAM-366036 | 36" High, Laminate Dylan Communal Table | 196 |
| DYL-T-LAM-366042 | 42" High, Laminate Dylan Communal Table | 197 |
| DYL-T-LAM-367230 | 30" High, Laminate Dylan Communal Table | 196 |
| DYL-T-LAM-367236 | 36" High, Laminate Dylan Communal Table | 196 |
| DYL-T-LAM-367242 | 42" High, Laminate Dylan Communal Table | 197 |
| DYL-T-LAM-368430 | 30" High, Laminate Dylan Communal Table | 196 |
| DYL-T-LAM-368436 | 36" High, Laminate Dylan Communal Table | 196 |
| DYL-T-LAM-368442 | 42" High, Laminate Dylan Communal Table | 197 |
| DYL-T-LAM-369430 | 30" High, Laminate Dylan Communal Table | 196 |
| DYL-T-LAM-369436 | 36" High, Laminate Dylan Communal Table | 196 |
| DYL-T-LAM-369442 | 42" High, Laminate Dylan Communal Table | 197 |
| DYL-T-SW-246030 | 30" High, Solid Wood Dylan Communal Table | 194 |
| DYL-T-SW-246036 | 36" High, Solid Wood Dylan Communal Table | 194 |
| DYL-T-SW-246042 | 42" High, Solid Wood Dylan Communal Table | 195 |
| DYL-T-SW-247230 | 30" High, Solid Wood Dylan Communal Table | 194 |
| DYL-T-SW-247236 | 36" High, Solid Wood Dylan Communal Table | 194 |
| DYL-T-SW-247242 | 42" High, Solid Wood Dylan Communal Table | 195 |
| DYL-T-SW-248430 | 30" High, Solid Wood Dylan Communal Table | 194 |
| DYL-T-SW-248436 | 36" High, Solid Wood Dylan Communal Table | 194 |
| DYL-T-SW-248442 | 42" High, Solid Wood Dylan Communal Table | 195 |
| DYL-T-SW-249430 | 30" High, Solid Wood Dylan Communal Table | 194 |
| DYL-T-SW-249436 | 36" High, Solid Wood Dylan Communal Table | 194 |
| DYL-T-SW-249442 | 42" High, Solid Wood Dylan Communal Table | 195 |
| DYL-T-SW-306030 | 30" High, Solid Wood Dylan Communal Table | 194 |
| DYL-T-SW-306036 | 36" High, Solid Wood Dylan Communal Table | 194 |
| DYL-T-SW-306042 | 42" High, Solid Wood Dylan Communal Table | 195 |
| DYL-T-SW-307230 | 30" High, Solid Wood Dylan Communal Table | 194 |
| DYL-T-SW-307236 | 36" High, Solid Wood Dylan Communal Table | 194 |
| DYL-T-SW-307242 | 42" High, Solid Wood Dylan Communal Table | 195 |
| DYL-T-SW-308430 | 30" High, Solid Wood Dylan Communal Table | 194 |
| DYL-T-SW-308436 | 36" High, Solid Wood Dylan Communal Table | 194 |
| DYL-T-SW-308442 | 42" High, Solid Wood Dylan Communal Table | 195 |
| DYL-T-SW-309430 | 30" High, Solid Wood Dylan Communal Table | 194 |
| DYL-T-SW-309436 | 36" High, Solid Wood Dylan Communal Table | 194 |
| DYL-T-SW-309442 | 42" High, Solid Wood Dylan Communal Table | 195 |
| DYL-T-SW-366030 | 30" High, Solid Wood Dylan Communal Table | 194 |
| DYL-T-SW-366036 | 36" High, Solid Wood Dylan Communal Table | 194 |
| DYL-T-SW-366042 | 42" High, Solid Wood Dylan Communal Table | 195 |
| DYL-T-SW-367230 | 30" High, Solid Wood Dylan Communal Table | 194 |
| DYL-T-SW-367236 | 36" High, Solid Wood Dylan Communal Table | 194 |
| DYL-T-SW-367242 | 42" High, Solid Wood Dylan Communal Table | 195 |
| DYL-T-SW-368430 | 30" High, Solid Wood Dylan Communal Table | 194 |
| DYL-T-SW-368436 | 36" High, Solid Wood Dylan Communal Table | 194 |
| DYL-T-SW-368442 | 42" High, Solid Wood Dylan Communal Table | 195 |

| Model | Description | Page |
|-------------------|--|-------------|
| DYL-T-SW-369430 | 30" High, Solid Wood Dylan Communal Table | 194 |
| DYL-T-SW-369436 | 36" High, Solid Wood Dylan Communal Table | 194 |
| DYL-T-SW-369442 | 42" High, Solid Wood Dylan Communal Table | 195 |
| FNK-30-72-RT-30 | 30" High, Frankie Communal Table - Rectangular Top | 199 |
| FNK-30-72-RT-36 | 36" High, Frankie Communal Table - Rectangular Top | 201 |
| FNK-30-72-RT-42 | 42" High, Frankie Communal Table - Rectangular Top | 201 |
| FNK-30-72-RTK-36 | 36" High, Frankie Communal Table - Racetrack Top | 202 |
| FNK-30-72-RTK-42 | 42" High, Frankie Communal Table - Racetrack Top | 202 |
| FNK-30-72-RTR-30 | 30" High, Frankie Communal Table - 5" Radius Rectangular Top | 199 |
| FNK-30-72-RTR-36 | 36" High, Frankie Communal Table - Radius Rectangular Top | 201 |
| FNK-30-72-RTR-42 | 42" High, Frankie Communal Table - Radius Rectangular Top | 201 |
| FNK-30-84-RT-30 | 30" High, Frankie Communal Table - Rectangular Top | 199 |
| FNK-30-84-RT-36 | 36" High, Frankie Communal Table - Rectangular Top | 201 |
| FNK-30-84-RT-42 | 42" High, Frankie Communal Table - Rectangular Top | 201 |
| FNK-30-84-RTK-36 | 36" High, Frankie Communal Table - Racetrack Top | 202 |
| FNK-30-84-RTK-42 | 42" High, Frankie Communal Table - Racetrack Top | 202 |
| FNK-30-84-RTR-30 | 30" High, Frankie Communal Table - 5" Radius Rectangular Top | 199 |
| FNK-30-84-RTR-36 | 36" High, Frankie Communal Table - Radius Rectangular Top | 201 |
| FNK-30-84-RTR-42 | 42" High, Frankie Communal Table - Radius Rectangular Top | 201 |
| FNK-30-94-RT-30 | 30" High, Frankie Communal Table - Rectangular Top | 199 |
| FNK-30-94-RT-36 | 36" High, Frankie Communal Table - Rectangular Top | 201 |
| FNK-30-94-RT-42 | 42" High, Frankie Communal Table - Rectangular Top | 201 |
| FNK-30-94-RTK-36 | 36" High, Frankie Communal Table - Racetrack Top | 202 |
| FNK-30-94-RTK-42 | 42" High, Frankie Communal Table - Racetrack Top | 202 |
| FNK-30-94-RTR-30 | 30" High, Frankie Communal Table - 5" Radius Rectangular Top | 199 |
| FNK-30-94-RTR-36 | 30" High, Frankie Communal Table - Radius Rectangular Top | 201 |
| FNK-30-94-RTR-42 | 30" High, Frankie Communal Table - Radius Rectangular Top | 201 |
| FNK-36-72-RT-30 | 30" High, Frankie Communal Table - Rectangular Top | 199 |
| FNK-36-72-RT-36 | 36" High, Frankie Communal Table - Rectangular Top | 201 |
| FNK-36-72-RT-42 | 42" High, Frankie Communal Table - Rectangular Top | 201 |
| FNK-36-72-RTK-36 | 36" High, Frankie Communal Table - Racetrack Top | 202 |
| FNK-36-72-RTK-42 | 42" High, Frankie Communal Table - Racetrack Top | 202 |
| FNK-36-72-RTR-30 | 30" High, Frankie Communal Table - 5" Radius Rectangular Top | 199 |
| FNK-36-72-RTR-36 | 36" High, Frankie Communal Table - Radius Rectangular Top | 201 |
| FNK-36-72-RTR-42 | 42" High, Frankie Communal Table - Radius Rectangular Top | 201 |
| FNK-36-84-RT-30 | 30" High, Frankie Communal Table - Rectangular Top | 199 |
| FNK-36-84-RT-36 | 36" High, Frankie Communal Table - Rectangular Top | 201 |
| FNK-36-84-RT-42 | 42" High, Frankie Communal Table - Rectangular Top | 201 |
| FNK-36-84-RTK-36 | 36" High, Frankie Communal Table - Racetrack Top | 202 |
| FNK-36-84-RTK-42 | 42" High, Frankie Communal Table - Racetrack Top | 202 |
| FNK-36-84-RTR-30 | 30" High, Frankie Communal Table - 5" Radius Rectangular Top | 199 |
| FNK-36-84-RTR-36 | 36" High, Frankie Communal Table - Radius Rectangular Top | 201 |
| FNK-36-84-RTR-42 | 42" High, Frankie Communal Table - Radius Rectangular Top | 201 |
| FNK-36-94-RT-30 | 30" High, Frankie Communal Table - Rectangular Top | 199 |
| FNK-36-94-RT-36 | 36" High, Frankie Communal Table - Rectangular Top | 201 |
| FNK-36-94-RT-42 | 42" High, Frankie Communal Table - Rectangular Top | 201 |
| FNK-36-94-RTK-36 | 36" High, Frankie Communal Table - Racetrack Top | 202 |
| FNK-36-94-RTK-42 | 42" High, Frankie Communal Table - Racetrack Top | 202 |
| FNK-36-94-RTR-30 | 30" High, Frankie Communal Table - 5" Radius Rectangular Top | 199 |
| FNK-36-94-RTR-36 | 36" High, Frankie Communal Table - Radius Rectangular Top | 201 |
| FNK-36-94-RTR-42 | 42" High, Frankie Communal Table - Radius Rectangular Top | 201 |
| JE-24-24-RD-30 | 30" High, Round Jerome Table | 155 |
| JE-24-24-RD-36 | 36" High, Round Jerome Table | 155 |
| JE-24-24-RD-36-FR | 36" High, Round Jerome Table With Foot Ring | 155 |
| JE-24-24-RD-42 | 42" High, Round Jerome Table | 155 |
| JE-24-24-RD-42-FR | 42" High, Round Jerome Table With Foot Ring | 156 |
| JE-24-24-SQ-30 | 30" High, Square Jerome Table | 157 |
| JE-24-24-SQ-36 | 36" High, Square Jerome Table | 157 |
| JE-24-24-SQ-36-FR | 36" High, Square Jerome Table With Foot Ring | 157 |

TABLES INDEX

| Model | Description | Page |
|-------------------|---|-------------|
| JE-24-24-SQ-42 | 42" High, Square Jerome Table | 157 |
| JE-24-24-SQ-42-FR | 42" High, Square Jerome Table With Foot Ring | 157 |
| JE-24-30-RT-30 | 30" High, Rectangular Jerome Table | 158 |
| JE-24-30-RT-36 | 36" High, Rectangular Jerome Table | 158 |
| JE-24-30-RT-36-FR | 36" High, Rectangular Jerome Table With Foot Ring | 158 |
| JE-24-30-RT-42 | 42" High, Rectangular Jerome Table | 158 |
| JE-24-30-RT-42-FR | 42" High, Rectangular Jerome Table With Foot Ring | 158 |
| JE-24-36-RT-30 | 30" High, Rectangular Jerome Table | 158 |
| JE-24-36-RT-36 | 36" High, Rectangular Jerome Table | 158 |
| JE-24-36-RT-36-FR | 36" High, Rectangular Jerome Table With Foot Ring | 158 |
| JE-24-36-RT-42 | 42" High, Rectangular Jerome Table | 158 |
| JE-24-36-RT-42-FR | 42" High, Rectangular Jerome Table With Foot Ring | 158 |
| JE-24-42-RT-30 | 30" High, Rectangular Jerome Table With T-Legs | 159 |
| JE-24-42-RT-36 | 36" High, Rectangular Jerome Table With T-Legs | 159 |
| JE-24-42-RT-42 | 42" High, Rectangular Jerome Table With T-Legs | 159 |
| JE-24-48-RT-30 | 30" High, Rectangular Jerome Table With T-Legs | 159 |
| JE-24-48-RT-36 | 36" High, Rectangular Jerome Table With T-Legs | 159 |
| JE-24-48-RT-42 | 42" High, Rectangular Jerome Table With T-Legs | 159 |
| JE-24-60-RT-30 | 30" High, Rectangular Jerome Table With T-Legs | 159 |
| JE-24-72-RT-30 | 30" High, Rectangular Jerome Table With T-Legs | 159 |
| JE-30-30-RD-30 | 30" High, Round Jerome Table | 155 |
| JE-30-30-RD-36 | 36" High, Round Jerome Table | 155 |
| JE-30-30-RD-36-FR | 36" High, Round Jerome Table With Foot Ring | 155 |
| JE-30-30-RD-42 | 42" High, Round Jerome Table | 155 |
| JE-30-30-RD-42-FR | 42" High, Round Jerome Table With Foot Ring | 156 |
| JE-30-30-SQ-30 | 30" High, Square Jerome Table | 157 |
| JE-30-30-SQ-36 | 36" High, Square Jerome Table | 157 |
| JE-30-30-SQ-36-FR | 36" High, Square Jerome Table With Foot Ring | 157 |
| JE-30-30-SQ-42 | 42" High, Square Jerome Table | 157 |
| JE-30-30-SQ-42-FR | 42" High, Square Jerome Table With Foot Ring | 157 |
| JE-30-60-RT-30 | 30" High, Rectangular Jerome Table With T-Legs | 159 |
| JE-30-72-RT-30 | 30" High, Rectangular Jerome Table With T-Legs | 159 |
| JE-36-36-RD-30 | 30" High, Round Jerome Table | 155 |
| JE-36-36-RD-36 | 36" High, Round Jerome Table | 155 |
| JE-36-36-RD-36-FR | 36" High, Round Jerome Table With Foot Ring | 155 |
| JE-36-36-RD-42 | 42" High, Round Jerome Table | 155 |
| JE-36-36-RD-42-FR | 42" High, Round Jerome Table With Foot Ring | 156 |
| JE-36-36-SQ-30 | 30" High, Square Jerome Table | 157 |
| JE-36-36-SQ-36 | 36" High, Square Jerome Table | 157 |
| JE-36-36-SQ-36-FR | 36" High, Square Jerome Table With Foot Ring | 157 |
| JE-36-36-SQ-42 | 42" High, Square Jerome Table | 157 |
| JE-36-36-SQ-42-FR | 42" High, Square Jerome Table With Foot Ring | 157 |
| JE-36-42-RT-30 | 30" High, Rectangular Jerome Table With Double T-Legs | 160 |
| JE-36-42-RT-36 | 36" High, Rectangular Jerome Table With Double T-Legs | 160 |
| JE-36-42-RT-42 | 42" High, Rectangular Jerome Table With Double T-Legs | 160 |
| JE-36-60-RT-30 | 30" High, Rectangular Jerome Table With Double T-Legs | 160 |
| JE-36-72-RT-30 | 30" High, Rectangular Jerome Table With Double T-Legs | 160 |
| JE-42-42-RD-30 | 30" High, Round Jerome Table With Four Columns | 156 |
| JE-42-42-RD-36 | 36" High, Round Jerome Table With Four Columns | 156 |
| JE-42-42-RD-42 | 42" High, Round Jerome Table With Four Columns | 156 |
| JE-42-42-SQ-30 | 30" High, Square Jerome Table With Four Columns | 157 |
| JE-42-48-RT-30 | 30" High, Rectangular Jerome Table With Double T-Legs | 160 |
| JE-42-60-RT-30 | 30" High, Rectangular Jerome Table With Double T-Legs | 160 |
| JE-48-48-RD-30 | 30" High, Round Jerome Table With Four Columns | 156 |
| JE-48-48-SQ-30 | 30" High, Square Jerome Table With Four Columns | 157 |
| JE-54-54-RD-30 | 30" High, Round Jerome Table With Four Columns | 156 |
| JE-60-60-RD-30 | 30" High, Round Jerome Table With Four Columns | 156 |
| LEW-430 | 18" High, Round Lewis Occasional Table | 205 |
| LEW-540 | 18" High, Round Lewis Occasional Table | 205 |

| Model | Description | Page |
|------------------|--|-------------|
| LOU16 | 20" High, Louie End Table | .207 |
| LOU34 | 16" High, Louie Coffee Table | .207 |
| ONE-14-21-RTR-26 | 26" High, Onesima Personal Laptop Table | .211 |
| ONE-24-24-RD-30 | 30" High, Round Onesima Table | .162 |
| ONE-24-24-RD-36 | 36" High, Round Onesima Table | .162 |
| ONE-24-24-RD-42 | 42" High, Round Onesima Table | .162 |
| ONE-24-24-SQR-30 | 30" High, Square Onesima Table | .164 |
| ONE-24-24-SQR-36 | 36" High, Square Onesima Table | .164 |
| ONE-24-24-SQR-42 | 42" High, Square Onesima Table | .164 |
| ONE-24-24-SSQ-30 | 30" High, Soft Square Onesima Table | .163 |
| ONE-24-24-SSQ-36 | 36" High, Soft Square Onesima Table | .163 |
| ONE-24-24-SSQ-42 | 42" High, Soft Square Onesima Table | .163 |
| ONE-24-30-D-30 | 30" High, Rectangular Onesima Table — D-Shape | .165 |
| ONE-24-30-RTR-30 | 30" High, Rectangular Onesima Table | .165 |
| ONE-24-30-RTR-36 | 36" High, Rectangular Onesima Table | .165 |
| ONE-24-30-RTR-42 | 42" High, Rectangular Onesima Table | .165 |
| ONE-24-36-D-30 | 30" High, Rectangular Onesima Table — D-Shape | .165 |
| ONE-24-36-RTR-30 | 30" High, Rectangular Onesima Table | .165 |
| ONE-24-36-RTR-36 | 36" High, Rectangular Onesima Table | .165 |
| ONE-24-36-RTR-42 | 42" High, Rectangular Onesima Table | .165 |
| ONE-30-30-RD-18 | 18" High, Onesima Coffee Table | .209 |
| ONE-30-30-RD-30 | 30" High, Round Onesima Table | .162 |
| ONE-30-30-RD-36 | 36" High, Round Onesima Table | .162 |
| ONE-30-30-RD-42 | 42" High, Round Onesima Table | .162 |
| ONE-30-30-SQR-30 | 30" High, Square Onesima Table | .164 |
| ONE-30-30-SQR-36 | 36" High, Square Onesima Table | .164 |
| ONE-30-30-SQR-42 | 42" High, Square Onesima Table | .164 |
| ONE-30-30-SSQ-30 | 30" High, Soft Square Onesima Table | .163 |
| ONE-30-30-SSQ-36 | 36" High, Soft Square Onesima Table | .163 |
| ONE-30-30-SSQ-42 | 42" High, Soft Square Onesima Table | .163 |
| ONE-30-36-D-30 | 30" High, Rectangular Onesima Table — D-Shape | .165 |
| ONE-30-36-RTR-30 | 30" High, Rectangular Onesima Table | .165 |
| ONE-30-36-RTR-36 | 36" High, Rectangular Onesima Table | .165 |
| ONE-30-36-RTR-42 | 42" High, Rectangular Onesima Table | .165 |
| ONE-30-60-SRT-30 | 30" High, Rectangular Onesima Table | .165 |
| ONE-30-60-SRT-36 | 36" High, Rectangular Onesima Table with Two Bases | .165 |
| ONE-30-60-SRT-42 | 42" High, Rectangular Onesima Table with Two Bases | .165 |
| ONE-36-36-RD-18 | 18" High, Rectangular Onesima Table | .209 |
| ONE-36-36-RD-30 | 30" High, Round Onesima Table | .162 |
| ONE-36-36-RD-36 | 36" High, Round Onesima Table | .162 |
| ONE-36-36-RD-42 | 42" High, Round Onesima Table | .162 |
| ONE-36-36-SQR-30 | 30" High, Square Onesima Table | .164 |
| ONE-36-36-SQR-36 | 36" High, Square Onesima Table | .164 |
| ONE-36-36-SQR-42 | 42" High, Square Onesima Table | .164 |
| ONE-36-36-SSQ-30 | 30" High, Soft Square Onesima Table | .163 |
| ONE-36-36-SSQ-36 | 36" High, Soft Square Onesima Table | .163 |
| ONE-36-36-SSQ-42 | 42" High, Soft Square Onesima Table | .163 |
| ONE-36-72-SRT-30 | 30" High, Rectangular Onesima Table with Two Bases | .165 |
| ONE-36-72-SRT-36 | 36" High, Rectangular Onesima Table with Two Bases | .165 |
| ONE-36-72-SRT-42 | 42" High, Rectangular Onesima Table with Two Bases | .165 |
| ONE-42-42-RD-30 | 30" High, Round Onesima Table | .162 |
| ONE-42-42-RD-36 | 36" High, Round Onesima Table | .162 |
| ONE-42-42-RD-42 | 42" High, Round Onesima Table | .162 |
| ONE-42-42-SQR-30 | 30" High, Square Onesima Table | .164 |
| ONE-42-42-SQR-36 | 36" High, Square Onesima Table | .164 |
| ONE-42-42-SQR-42 | 42" High, Square Onesima Table | .164 |
| ONE-42-42-SSQ-30 | 30" High, Soft Square Onesima Table | .163 |
| ONE-42-42-SSQ-36 | 36" High, Soft Square Onesima Table | .163 |
| ONE-42-42-SSQ-42 | 42" High, Soft Square Onesima Table | .163 |

TABLES INDEX

| Model | Description | Page |
|-------------------|--|-------------|
| ONE-48-48-RD-30 | 30" High, Round Onesima Table | 162 |
| ONE-48-48-RD-36 | 36" High, Round Onesima Table | 162 |
| ONE-48-48-RD-42 | 42" High, Round Onesima Table | 162 |
| ONE-60-60-RD-30 | 30" High, Round Onesima Table | 162 |
| OP30R | Round Opla Outdoor Table | 177 |
| OP30S | Square Opla Outdoor Table | 177 |
| OR-24-24-RD-30 | 30" High, Round Orbit Table | 127 |
| OR-24-24-RD-36 | 36" High, Round Orbit Table | 127 |
| OR-24-24-RD-36-FR | 36" High, Round Orbit Table With Foot Ring | 127 |
| OR-24-24-RD-42 | 42" High, Round Orbit Table | 127 |
| OR-24-24-RD-42-FR | 42" High, Round Orbit Table With Foot Ring | 127 |
| OR-24-24-SQ-30 | 30" High, Square Orbit Table | 128 |
| OR-24-24-SQ-36 | 36" High, Square Orbit Table | 128 |
| OR-24-24-SQ-36-FR | 36" High, Square Orbit Table With Foot Ring | 128 |
| OR-24-24-SQ-42 | 42" High, Square Orbit Table | 128 |
| OR-24-24-SQ-42-FR | 42" High, Square Orbit Table With Foot Ring | 128 |
| OR-24-30-RT-30 | 30" High, Rectangular Orbit Table | 129 |
| OR-24-30-RT-36 | 36" High, Rectangular Orbit Table | 129 |
| OR-24-30-RT-36-FR | 36" High, Rectangular Orbit Table With Foot Ring | 129 |
| OR-24-30-RT-42 | 42" High, Rectangular Orbit Table | 129 |
| OR-24-30-RT-42-FR | 42" High, Rectangular Orbit Table With Foot Ring | 129 |
| OR-24-36-RT-30 | 30" High, Rectangular Orbit Table | 129 |
| OR-24-36-RT-36 | 36" High, Rectangular Orbit Table | 129 |
| OR-24-36-RT-36-FR | 36" High, Rectangular Orbit Table With Foot Ring | 129 |
| OR-24-36-RT-42 | 42" High, Rectangular Orbit Table | 129 |
| OR-24-36-RT-42-FR | 42" High, Rectangular Orbit Table With Foot Ring | 129 |
| OR-24-42-RT-30 | 30" High, Rectangular Orbit Table | 130 |
| OR-24-42-RT-36 | 36" High, Rectangular Orbit Table | 130 |
| OR-24-42-RT-42 | 42" High, Rectangular Orbit Table | 131 |
| OR-24-48-RT-30 | 30" High, Rectangular Orbit Table With Two Bases | 130 |
| OR-24-48-RT-36 | 36" High, Rectangular Orbit Table With Two Bases | 130 |
| OR-24-48-RT-42 | 42" High, Rectangular Orbit Table With Two Bases | 131 |
| OR-24-60-RT-30 | 30" High, Rectangular Orbit Table With Two Bases | 130 |
| OR-24-60-RT-36 | 36" High, Rectangular Orbit Table With Two Bases | 130 |
| OR-24-60-RT-36-FR | 36" High, Rectangular Orbit Table With Two Bases and Foot Ring | 130 |
| OR-24-60-RT-42 | 42" High, Rectangular Orbit Table With Two Bases | 131 |
| OR-24-60-RT-42-FR | 42" High, Rectangular Orbit Table With Two Bases and Foot Ring | 131 |
| OR-24-72-RT-30 | 30" High, Rectangular Orbit Table With Two Bases | 130 |
| OR-24-72-RT-36 | 36" High, Rectangular Orbit Table With Two Bases | 130 |
| OR-24-72-RT-36-FR | 36" High, Rectangular Orbit Table With Two Bases and Foot Ring | 130 |
| OR-24-72-RT-42 | 42" High, Rectangular Orbit Table With Two Bases | 131 |
| OR-24-72-RT-42-FR | 42" High, Rectangular Orbit Table With Two Bases and Foot Ring | 131 |
| OR-30-30-RD-30 | 30" High, Round Orbit Table | 127 |
| OR-30-30-RD-36 | 36" High, Round Orbit Table | 127 |
| OR-30-30-RD-36-FR | 36" High, Round Orbit Table With Foot Ring | 127 |
| OR-30-30-RD-42 | 42" High, Round Orbit Table | 127 |
| OR-30-30-RD-42-FR | 42" High, Round Orbit Table With Foot Ring | 127 |
| OR-30-30-SQ-30 | 30" High, Square Orbit Table | 128 |
| OR-30-30-SQ-36 | 36" High, Square Orbit Table | 128 |
| OR-30-30-SQ-36-FR | 36" High, Square Orbit Table With Foot Ring | 128 |
| OR-30-30-SQ-42 | 42" High, Square Orbit Table | 128 |
| OR-30-30-SQ-42-FR | 42" High, Square Orbit Table With Foot Ring | 128 |
| OR-30-36-RT-30 | 30" High, Rectangular Orbit Table With Two Bases | 129 |
| OR-30-36-RT-36 | 36" High, Rectangular Orbit Table With Two Bases | 129 |
| OR-30-36-RT-42 | 42" High, Rectangular Orbit Table With Two Bases | 129 |
| OR-30-42-RT-30 | 30" High, Rectangular Orbit Table With Two Bases | 130 |
| OR-30-42-RT-36 | 36" High, Rectangular Orbit Table With Two Bases | 130 |
| OR-30-42-RT-42 | 42" High, Rectangular Orbit Table With Two Bases | 131 |
| OR-30-48-RT-30 | 30" High, Rectangular Orbit Table With Two Bases | 130 |

| Model | Description | Page |
|--------------------|--|-------------|
| OR-30-48-RT-36 | 36" High, Rectangular Orbit Table With Two Bases | 130 |
| OR-30-48-RT-42 | 42" High, Rectangular Orbit Table With Two Bases | 131 |
| OR-30-60-RT-30 | 30" High, Rectangular Orbit Table With Two Bases | 130 |
| OR-30-60-RT-36 | 36" High, Rectangular Orbit Table With Two Bases | 130 |
| OR-30-60-RT-36-FR | 36" High, Rectangular Orbit Table With Two Bases and Foot Ring | 130 |
| OR-30-60-RT-42 | 42" High, Rectangular Orbit Table With Two Bases | 131 |
| OR-30-60-RT-42-FR | 42" High, Rectangular Orbit Table With Two Bases and Foot Ring | 131 |
| OR-30-72-RT-30 | 30" High, Rectangular Orbit Table With Two Bases | 130 |
| OR-30-72-RT-36 | 36" High, Rectangular Orbit Table With Two Bases | 130 |
| OR-30-72-RT-36-FR | 36" High, Rectangular Orbit Table With Two Bases and Foot Ring | 130 |
| OR-30-72-RT-42 | 42" High, Rectangular Orbit Table With Two Bases | 131 |
| OR-30-72-RT-42-FR | 42" High, Rectangular Orbit Table With Two Bases and Foot Ring | 131 |
| OR-36-36-RD-30 | 30" High, Round Orbit Table | 127 |
| OR-36-36-RD-36 | 36" High, Round Orbit Table | 127 |
| OR-36-36-RD-36-FR | 36" High, Round Orbit Table With Foot Ring | 127 |
| OR-36-36-RD-42 | 42" High, Round Orbit Table | 127 |
| OR-36-36-RD-42-FR | 42" High, Round Orbit Table With Foot Ring | 127 |
| OR-36-36-SQ-30 | 30" High, Square Orbit Table | 128 |
| OR-36-36-SQ-36 | 36" High, Square Orbit Table | 128 |
| OR-36-36-SQ-36-FR | 36" High, Square Orbit Table With Foot Ring | 128 |
| OR-36-36-SQ-42 | 42" High, Square Orbit Table | 128 |
| OR-36-36-SQ-42-FR | 42" High, Square Orbit Table With Foot Ring | 128 |
| OR-36-60-RT-30 | 30" High, Rectangular Orbit Table With Two Bases | 130 |
| OR-36-60-RT-36 | 36" High, Rectangular Orbit Table With Two Bases | 130 |
| OR-36-60-RT-36-FR | 36" High, Rectangular Orbit Table With Two Bases and Foot Ring | 130 |
| OR-36-60-RT-42 | 42" High, Rectangular Orbit Table With Two Bases | 131 |
| OR-36-60-RT-42-FR | 42" High, Rectangular Orbit Table With Two Bases and Foot Ring | 131 |
| OR-36-72-RT-30 | 30" High, Rectangular Orbit Table With Two Bases | 130 |
| OR-36-72-RT-36 | 36" High, Rectangular Orbit Table With Two Bases | 130 |
| OR-36-72-RT-36-FR | 36" High, Rectangular Orbit Table With Two Bases and Foot Ring | 130 |
| OR-36-72-RT-42 | 42" High, Rectangular Orbit Table With Two Bases | 131 |
| OR-36-72-RT-42-FR | 42" High, Rectangular Orbit Table With Two Bases and Foot Ring | 131 |
| OR-42-42-RD-30 | 30" High, Round Orbit Table | 127 |
| OR-42-42-RD-36 | 36" High, Round Orbit Table | 127 |
| OR-42-42-RD-36-FR | 36" High, Round Orbit Table With Foot Ring | 127 |
| OR-42-42-RD-42 | 42" High, Round Orbit Table | 127 |
| OR-42-42-RD-42-FR | 42" High, Round Orbit Table With Foot Ring | 127 |
| OR-42-42-SQ-30 | 30" High, Square Orbit Table | 128 |
| OR-42-42-SQ-36 | 36" High, Square Orbit Table | 128 |
| OR-42-42-SQ-36-FR | 36" High, Square Orbit Table With Foot Ring | 128 |
| OR-42-42-SQ-42 | 42" High, Square Orbit Table | 128 |
| OR-42-42-SQ-42-FR | 42" High, Square Orbit Table With Foot Ring | 128 |
| OR-48-48-RD-30 | 30" High, Round Orbit Table | 127 |
| OR-48-48-RD-36 | 36" High, Round Orbit Table | 127 |
| OR-48-48-RD-36-FR | 36" High, Round Orbit Table With Foot Ring | 127 |
| OR-48-48-RD-42 | 42" High, Round Orbit Table | 127 |
| OR-48-48-RD-42-FR | 42" High, Round Orbit Table With Foot Ring | 127 |
| RAM-24-24-RD-30 | 30" High, Round Rambo Table | 167 |
| RAM-24-24-RD-36 | 36" High, Round Rambo Table | 167 |
| RAM-24-24-RD-36-FR | 36" High, Round Rambo Table With Foot Ring | 167 |
| RAM-24-24-RD-42 | 42" High, Round Rambo Table | 167 |
| RAM-24-24-RD-42-FR | 42" High, Round Rambo Table With Foot Ring | 167 |
| RAM-24-24-SQ-30 | 30" High, Square Rambo Table | 168 |
| RAM-24-24-SQ-36 | 36" High, Square Rambo Table | 168 |
| RAM-24-24-SQ-36-FR | 36" High, Square Rambo Table With Foot Ring | 168 |
| RAM-24-24-SQ-42 | 42" High, Square Rambo Table | 168 |
| RAM-24-24-SQ-42-FR | 42" High, Square Rambo Table With Foot Ring | 168 |
| RAM-24-30-RT-30 | 30" High, Rectangular Rambo Table | 169 |
| RAM-24-30-RT-36 | 36" High, Rectangular Rambo Table | 169 |

TABLES INDEX

| Model | Description | Page |
|--------------------|---|-------------|
| RAM-24-30-RT-36-FR | 36" High, Rectangular Rambo Table With Foot Ring | 169 |
| RAM-24-30-RT-42 | 42" High, Rectangular Rambo Table | 169 |
| RAM-24-30-RT-42-FR | 42" High, Rectangular Rambo Table With Foot Ring | 169 |
| RAM-24-36-RT-30 | 30" High, Rectangular Rambo Table | 169 |
| RAM-24-36-RT-36 | 36" High, Rectangular Rambo Table | 169 |
| RAM-24-36-RT-36-FR | 36" High, Rectangular Rambo Table With Foot Ring | 169 |
| RAM-24-36-RT-42 | 42" High, Rectangular Rambo Table | 169 |
| RAM-24-36-RT-42-FR | 42" High, Rectangular Rambo Table With Foot Ring | 169 |
| RAM-30-30-RD-30 | 30" High, Round Rambo Table | 167 |
| RAM-30-30-RD-36 | 36" High, Round Rambo Table | 167 |
| RAM-30-30-RD-36-FR | 36" High, Round Rambo Table With Foot Ring | 167 |
| RAM-30-30-RD-42 | 42" High, Round Rambo Table | 167 |
| RAM-30-30-RD-42-FR | 42" High, Round Rambo Table With Foot Ring | 167 |
| RAM-30-30-SQ-30 | 30" High, Square Rambo Table | 168 |
| RAM-30-30-SQ-36 | 36" High, Square Rambo Table | 168 |
| RAM-30-30-SQ-36-FR | 36" High, Square Rambo Table With Foot Ring | 168 |
| RAM-30-30-SQ-42 | 42" High, Square Rambo Table | 168 |
| RAM-30-30-SQ-42-FR | 42" High, Square Rambo Table With Foot Ring | 168 |
| RAM-30-36-RT-30 | 30" High, Rectangular Rambo Table | 169 |
| RAM-30-36-RT-36 | 36" High, Rectangular Rambo Table | 169 |
| RAM-30-36-RT-36-FR | 36" High, Rectangular Rambo Table With Foot Ring | 169 |
| RAM-30-36-RT-42 | 42" High, Rectangular Rambo Table | 169 |
| RAM-30-36-RT-42-FR | 42" High, Rectangular Rambo Table With Foot Ring | 169 |
| RAM-30-42-RT-30 | 30" High, Rectangular Rambo Table | 170 |
| RAM-30-42-RT-36 | 36" High, Rectangular Rambo Table | 170 |
| RAM-30-42-RT-42 | 42" High, Rectangular Rambo Table | 170 |
| RAM-30-60-RT-30 | 30" High, Rectangular Rambo Table Two Square Bases | 171 |
| RAM-30-60-RT-36 | 36" High, Rectangular Rambo Table Two Square Bases | 171 |
| RAM-30-60-RT-36-FR | 36" High, Rectangular Rambo Table Two Square Bases With Foot Ring | 171 |
| RAM-30-60-RT-42 | 42" High, Rectangular Rambo Table Two Square Bases | 171 |
| RAM-30-60-RT-42-FR | 42" High, Rectangular Rambo Table Two Bases With Foot Ring | 171 |
| RAM-30-72-RT-30 | 30" High, Rectangular Rambo Table Two Square Bases | 171 |
| RAM-30-72-RT-36 | 36" High, Rectangular Rambo Table Two Square Bases | 171 |
| RAM-30-72-RT-36-FR | 36" High, Rectangular Rambo Table Two Square Bases With Foot Ring | 171 |
| RAM-30-72-RT-42 | 42" High, Rectangular Rambo Table Two Square Bases | 171 |
| RAM-30-72-RT-42-FR | 42" High, Rectangular Rambo Table Two Bases With Foot Ring | 171 |
| RAM-36-36-RD-30 | 30" High, Round Rambo Table | 167 |
| RAM-36-36-RD-36 | 36" High, Round Rambo Table | 167 |
| RAM-36-36-RD-36-FR | 36" High, Round Rambo Table With Foot Ring | 167 |
| RAM-36-36-RD-42 | 42" High, Round Rambo Table | 167 |
| RAM-36-36-RD-42-FR | 42" High, Round Rambo Table With Foot Ring | 167 |
| RAM-36-36-SQ-30 | 30" High, Square Rambo Table | 168 |
| RAM-36-36-SQ-36 | 36" High, Square Rambo Table | 168 |
| RAM-36-36-SQ-36-FR | 36" High, Square Rambo Table With Foot Ring | 168 |
| RAM-36-36-SQ-42 | 42" High, Square Rambo Table | 168 |
| RAM-36-36-SQ-42-FR | 42" High, Square Rambo Table With Foot Ring | 168 |
| RAM-36-42-RT-30 | 30" High, Rectangular Rambo Table | 170 |
| RAM-36-42-RT-36 | 36" High, Rectangular Rambo Table | 170 |
| RAM-36-42-RT-42 | 42" High, Rectangular Rambo Table | 170 |
| RAM-36-48-RT-30 | 30" High, Rectangular Rambo Table | 170 |
| RAM-36-48-RT-36 | 36" High, Rectangular Rambo Table | 170 |
| RAM-36-48-RT-42 | 42" High, Rectangular Rambo Table | 170 |
| RAM-36-60-RT-30 | 30" High, Rectangular Rambo Table Two Square Bases | 171 |
| RAM-36-60-RT-36 | 36" High, Rectangular Rambo Table Two Square Bases | 171 |
| RAM-36-60-RT-36-FR | 36" High, Rectangular Rambo Table Two Square Bases With Foot Ring | 171 |
| RAM-36-60-RT-42 | 42" High, Rectangular Rambo Table Two Square Bases | 171 |
| RAM-36-60-RT-42-FR | 42" High, Rectangular Rambo Table Two Bases With Foot Ring | 171 |
| RAM-36-72-RT-30 | 30" High, Rectangular Rambo Table Two Square Bases | 171 |
| RAM-36-72-RT-36 | 36" High, Rectangular Rambo Table Two Square Bases | 171 |

| Model | Description | Page |
|--------------------|---|-------------|
| RAM-36-72-RT-36-FR | 36" High, Rectangular Rambo Table Two Square Bases With Foot Ring | 171 |
| RAM-36-72-RT-42 | 42" High, Rectangular Rambo Table Two Square Bases | 171 |
| RAM-36-72-RT-42-FR | 42" High, Rectangular Rambo Table Two Bases With Foot Ring | 171 |
| ROY-22-22-SQ-18 | 18" High, Square Roy Occasional Table | 213 |
| ROY-24-48-RT-15 | 15" High, Rectangular Roy Occasional Table | 213 |
| ROY-36-36-SQ-15 | 15" High, Square Roy Occasional Table | 213 |
| SP-24-24-RD-30 | 30" High, Round Spartan Table | 133 |
| SP-24-24-RD-36 | 36" High, Round Spartan Table | 133 |
| SP-24-24-RD-36-FR | 36" High, Round Spartan Table With Foot Ring | 133 |
| SP-24-24-RD-42 | 42" High, Round Spartan Table | 133 |
| SP-24-24-RD-42-FR | 42" High, Round Spartan Table With Foot Ring | 133 |
| SP-24-24-SQ-30 | 30" High, Square Spartan Table | 134 |
| SP-24-24-SQ-36 | 36" High, Square Spartan Table | 134 |
| SP-24-24-SQ-36-FR | 36" High, Square Spartan Table With Foot Ring | 134 |
| SP-24-24-SQ-42 | 42" High, Square Spartan Table | 134 |
| SP-24-24-SQ-42-FR | 42" High, Square Spartan Table With Foot Ring | 134 |
| SP-24-30-RT-30 | 30" High, Rectangular Spartan Table | 135 |
| SP-24-30-RT-36 | 36" High, Rectangular Spartan Table | 135 |
| SP-24-30-RT-36-FR | 36" High, Rectangular Spartan Table With Foot Ring | 135 |
| SP-24-30-RT-42 | 42" High, Rectangular Spartan Table | 135 |
| SP-24-30-RT-42-FR | 42" High, Rectangular Spartan Table With Foot Ring | 135 |
| SP-24-36-RT-30 | 30" High, Rectangular Spartan Table | 135 |
| SP-24-36-RT-36 | 36" High, Rectangular Spartan Table | 135 |
| SP-24-36-RT-36-FR | 36" High, Rectangular Spartan Table With Foot Ring | 135 |
| SP-24-36-RT-42 | 42" High, Rectangular Spartan Table | 135 |
| SP-24-36-RT-42-FR | 42" High, Rectangular Spartan Table With Foot Ring | 135 |
| SP-24-42-RT-30 | 30" High, Rectangular Spartan Table | 135 |
| SP-24-42-RT-36 | 36" High, Rectangular Spartan Table | 135 |
| SP-24-42-RT-36-FR | 36" High, Rectangular Spartan Table With Foot Ring | 135 |
| SP-24-42-RT-42 | 42" High, Rectangular Spartan Table | 135 |
| SP-24-42-RT-42-FR | 42" High, Rectangular Spartan Table With Foot Ring | 135 |
| SP-24-48-RT-30 | 30" High, Rectangular Spartan Table With T-Bases | 136 |
| SP-24-48-RT-36 | 36" High, Rectangular Spartan Table With T-Bases | 136 |
| SP-24-48-RT-42 | 42" High, Rectangular Spartan Table With T-Bases | 136 |
| SP-24-60-RT-30 | 30" High, Rectangular Spartan Table With T-Bases | 136 |
| SP-24-60-RT-36 | 36" High, Rectangular Spartan Table With T-Bases | 136 |
| SP-24-60-RT-42 | 42" High, Rectangular Spartan Table With T-Bases | 136 |
| SP-24-72-RT-30 | 30" High, Rectangular Spartan Table With T-Bases | 136 |
| SP-24-72-RT-36 | 36" High, Rectangular Spartan Table With T-Bases | 136 |
| SP-24-72-RT-42 | 42" High, Rectangular Spartan Table With T-Bases | 136 |
| SP-30-30-RD-30 | 30" High, Round Spartan Table | 133 |
| SP-30-30-RD-36 | 36" High, Round Spartan Table | 133 |
| SP-30-30-RD-36-FR | 36" High, Round Spartan Table With Foot Ring | 133 |
| SP-30-30-RD-42 | 42" High, Round Spartan Table | 133 |
| SP-30-30-RD-42-FR | 42" High, Round Spartan Table With Foot Ring | 133 |
| SP-30-30-SQ-30 | 30" High, Square Spartan Table | 134 |
| SP-30-30-SQ-36 | 36" High, Square Spartan Table | 134 |
| SP-30-30-SQ-36-FR | 36" High, Square Spartan Table With Foot Ring | 134 |
| SP-30-30-SQ-42 | 42" High, Square Spartan Table | 134 |
| SP-30-30-SQ-42-FR | 42" High, Square Spartan Table With Foot Ring | 134 |
| SP-30-36-RT-30 | 30" High, Rectangular Spartan Table | 135 |
| SP-30-36-RT-36 | 36" High, Rectangular Spartan Table | 135 |
| SP-30-36-RT-36-FR | 36" High, Rectangular Spartan Table With Foot Ring | 135 |
| SP-30-36-RT-42 | 42" High, Rectangular Spartan Table | 135 |
| SP-30-36-RT-42-FR | 42" High, Rectangular Spartan Table With Foot Ring | 135 |
| SP-30-42-SQRD-30 | 30" High, Square-to-Round Spartan Table | 138 |
| SP-30-48-RT-30 | 30" High, Rectangular Spartan Table With T-Bases | 136 |
| SP-30-48-RT-36 | 36" High, Rectangular Spartan Table With T-Bases | 136 |
| SP-30-48-RT-42 | 42" High, Rectangular Spartan Table With T-Bases | 136 |

TABLES INDEX

| Model | Description | Page |
|-------------------|--|-------------|
| SP-30-60-RT-30 | 30" High, Rectangular Spartan Table With T-Bases | 136 |
| SP-30-60-RT-36 | 36" High, Rectangular Spartan Table With T-Bases | 136 |
| SP-30-60-RT-42 | 42" High, Rectangular Spartan Table With T-Bases | 136 |
| SP-30-72-RT-30 | 30" High, Rectangular Spartan Table With T-Bases | 136 |
| SP-30-72-RT-36 | 36" High, Rectangular Spartan Table With T-Bases | 136 |
| SP-30-72-RT-42 | 42" High, Rectangular Spartan Table With T-Bases | 136 |
| SP-36-36-RD-30 | 30" High, Round Spartan Table | 133 |
| SP-36-36-RD-36 | 36" High, Round Spartan Table | 133 |
| SP-36-36-RD-36-FR | 36" High, Round Spartan Table With Foot Ring | 133 |
| SP-36-36-RD-42 | 42" High, Round Spartan Table | 133 |
| SP-36-36-RD-42-FR | 42" High, Round Spartan Table With Foot Ring | 133 |
| SP-36-36-SQ-30 | 30" High, Square Spartan Table | 134 |
| SP-36-36-SQ-36 | 36" High, Square Spartan Table | 134 |
| SP-36-36-SQ-36-FR | 36" High, Square Spartan Table With Foot Ring | 134 |
| SP-36-36-SQ-42 | 42" High, Square Spartan Table | 134 |
| SP-36-36-SQ-42-FR | 42" High, Square Spartan Table With Foot Ring | 134 |
| SP-36-60-RT-30 | 30" High, Rectangular Spartan Table With Two X-Bases | 137 |
| SP-36-60-RT-36 | 36" High, Rectangular Spartan Table With Two X-Bases | 137 |
| SP-36-60-RT-36-FR | 36" High, Rectangular Spartan Table With Two X-Bases With Foot Rings | 137 |
| SP-36-60-RT-42 | 42" High, Rectangular Spartan Table With Two X-Bases | 137 |
| SP-36-60-RT-42-FR | 42" High, Rectangular Spartan Table With Two X-Bases With Foot Rings | 137 |
| SP-36-72-RT-30 | 30" High, Rectangular Spartan Table With Two X-Bases | 137 |
| SP-36-72-RT-36 | 36" High, Rectangular Spartan Table With Two X-Bases | 137 |
| SP-36-72-RT-36-FR | 36" High, Rectangular Spartan Table With Two X-Bases With Foot Rings | 137 |
| SP-36-72-RT-42 | 42" High, Rectangular Spartan Table With Two X-Bases | 137 |
| SP-36-72-RT-42-FR | 42" High, Rectangular Spartan Table With Two X-Bases With Foot Rings | 137 |
| SP-42-42-RD-30 | 30" High, Round Spartan Table With T-Bases | 133 |
| SP-42-42-SQ-30 | 30" High, Square Spartan Table With T-Bases | 134 |

GRAND RAPIDS CHAIR CO

MAIN LOCATION
1250 84th Street SW
Grand Rapids, Michigan 49315

CONTACT US:
CUSTOMERCARE@GRANDRAPIDSCHAIR.COM

T 616 774 0561
GRANDRAPIDSCHAIR.COM