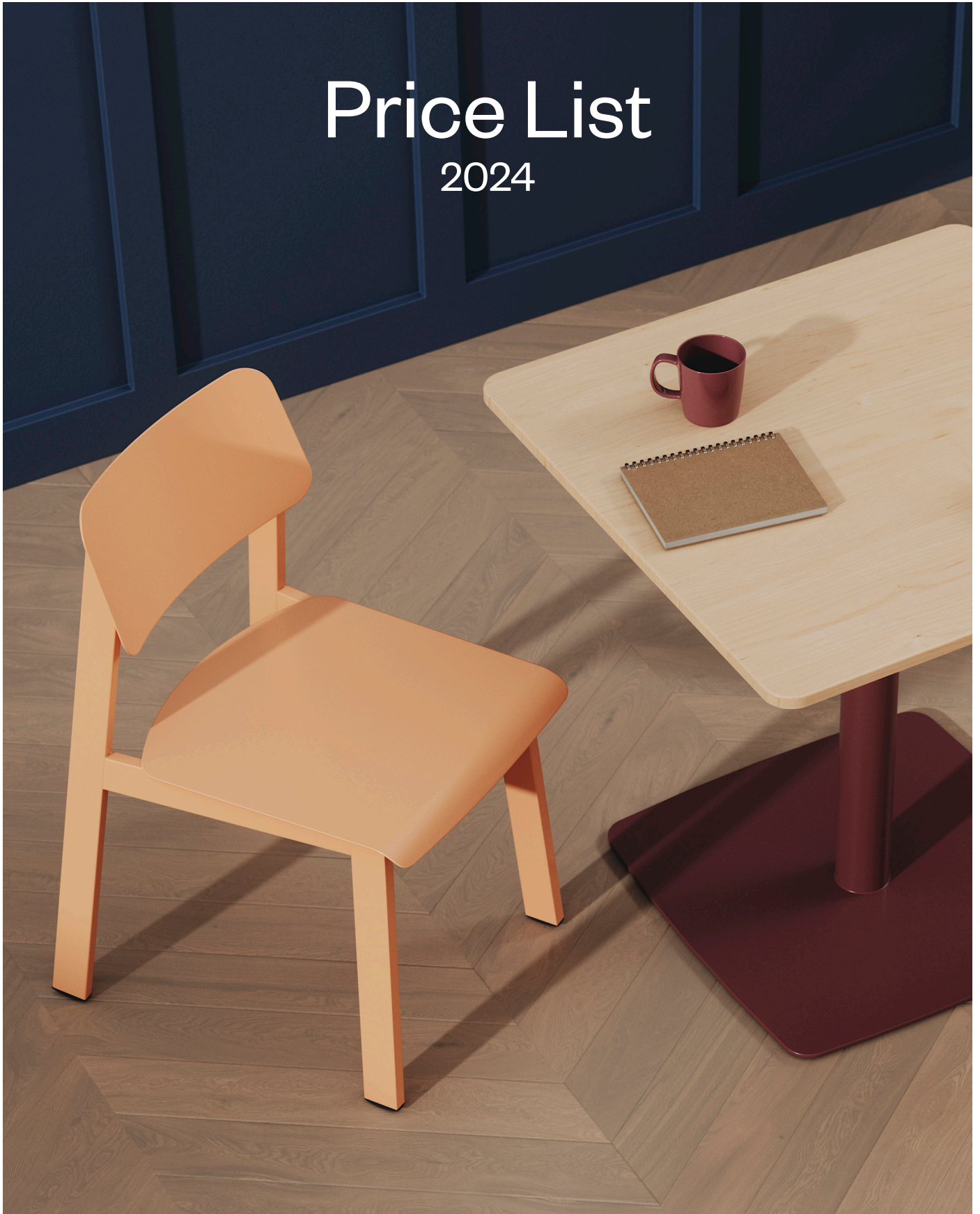


GRAND RAPIDS
CHAIR CO

Price List

2024



Effective 4/1/2024

Freight Map	Inside Front Cover
About the Company	3
How to Order	4
Delivery & Freight	5
Upholstery Information	6
Wood Finishes	7
Outdoor Finishes	8
Metal Finishes	9
Standard Ton Fabrics	10
Seating: Personalization Options	11-12

SEATING

Wood

Andy Lounge	14-15
Bentwood Classics	16-19
Brooke	20-22
Dylan Bench	23-25
Hugh	26-27
Leaf	28-29
Merano	30-31
Sigsbee	32-33
Wood Melissa	34-37

Steel

Alfred	39-40
Ava	41-42
Bowen Outdoor Bench	43-44
Brady	45-46
Felix	47-49
Felix Jr.	50-52
Ferdinand	53-54
Full Hurdle	55-56
Harper	57-62
Hula Outdoor	63-64
Hurdle	65-66
Ladder Back	67-68
Leo	69-70
Mama Melissa	71-74
Melissa Anne	75-78
Mia	79-80
Opla Outdoor	81-83
Reece	84-87
Rita Lounge	88-89
Sadie II	90-91
Sadie II Outdoor	92-93
Sally	94-97
Sherman	98-99
Sir Burlly	100-101

Aluminum

Atlantis	103-106
Siren	107-110

TABLE OF CONTENTS

TABLES	
Tables Information	112-113
Tables: Accessories & Options	114
Table Edges	115
Pedestal Tables – Cast Iron Base	
Orbit	117-122
Spartan	123-129
Pedestal Tables – Steel Base	
Bowen	131-132
Brady Pedestal	133-136
Cassandra	137-142
Jerome	143-149
Onesima	150-154
Rambo	155-160
Post Leg Tables	
Core-Drilled/Bolt-Down	162-164
Opla Outdoor	165-166
Cantilever Table	
Cantilever	168-169
Communal Tables	
Andrea	171-172
Andy	173-174
Bowen	175-176
Brady	177-178
Dylan	179-184
Frankie	185-189
Occasional Tables	
Lewis	191-192
Louie	193-194
Onesima Coffee	195-196
Onesima Personal Laptop	197-198
Roy	199-200
ADDITIONAL INFORMATION	
Care & Maintenance	201
Seating Planner	202
Terms & Conditions	203-207
Warranty	208-212
Seating Index	213-216
Tables Index	217-229

YOUR COMMERCIAL FURNITURE PARTNER

Grand Rapids Chair is an American furniture manufacturer dedicated to creating high-quality, design-forward seating and tables for commercial spaces. From restaurants and hospitality spaces to education and hospital cafeterias, campus gathering places, and today's open offices, our furniture is designed to nourish connection and creativity for spaces that bring people together.

We are a second-generation family business that started in Grand Rapids, Michigan, and still call West Michigan home today. Currently, more than 150 employees work in our 147,000 square feet manufacturing facility, dedicated to delivering friendly service and fast lead-times.

OPERATIONALLY EXCELLENT

Our approach to creating quality and durable commercial furniture is unique; we are operationally excellent. Meaning, we balance cost, service requirements, and quality to meet the needs of each customer. In other words, it's not a one-size-fit all approach.

We also balance hand-crafted quality and aesthetics with fully automated machinery and processes. From working with designers on a custom product to producing large volumes with short lead times—our unique approach allows us to do both, and to do both well.

DURABLE & QUALITY

We specialize in durable and quality products designed for high-traffic spaces. While many commercial furniture companies are racing overseas for products, we choose to build our products in Michigan, using high quality, local materials along with American engineering and manufacturing techniques. Products are tested to meet or exceed BIFMA standards and offer our Grand Rapids Chair warranty as outlined below:

- Chairs and Tables: One year free from defects and workmanship; 10 years structural integrity
- Outdoor Chairs and Tables: One year free from defects and workmanship; 3 years structural integrity
- Fabric: Subject to the warranty of the textile company
- Laminate Tables: Subject to the warranty of the laminate company

SALES & CUSTOMER SERVICE

Grand Rapids Chair Company

1250 84th Street SW

Byron Center, MI 49315

Phone: 616.774.0561

Website: www.grandrapidschair.com

For General Sales Inquiries, please contact orderentry@grandrapidschair.com

For literature and finish samples, please email literature@grandrapidschair.com

HOW TO ORDER

All orders must be submitted in writing and are subject to acceptance by Grand Rapids Chair Company. Orders cannot be processed until they contain all information required for production. Once all information is received and the order is approved, it will be scheduled into production.

It is the customer's responsibility to check the accuracy of each and every order acknowledgment sent by the factory. We will, of course, make every effort to find inadvertent errors, but will execute the order as approved and cannot accept responsibility for errors made on the customer's part.

Please note that all orders will be acknowledged with estimated lead times. Lead time begins once the order, along with custom stain matches and custom engineering prints have been approved, and C.O.M. fabric is received.

PLEASE SEND ORDERS TO:

Grand Rapids Chair Company

Phone: 616.774.0561

E-mail: orderentry@grandrapidschair.com

NEW ACCOUNTS

To expedite the credit approval process, please fill out a credit application that can be furnished to you by calling the sales office at 616.774.0561 or by email at arcashreceipts@grandrapidschair.com. Allow thirty (30) days to process a credit application.

CREDIT CARDS

We accept Visa, Master Card, Discover, and American Express. Additional charges may apply.

MINIMUM ORDERS

For orders less than \$250.00 net, a setup/handling fee of \$50.00 will be charged.

CANCELLATIONS/CHANGES

All orders are considered firm. Any cancellation or change is subject to our approval, and will result in an order cancellation fee including all applicable costs plus a reasonable profit of 10%.

RETURNS

Merchandise cannot be returned for credit without an approved return material authorization. The nature of our customized products inhibits most return requests, but for those items that can be returned, a restocking fee of 15% will be assessed for all items.

MATCHING GOODS

In the event a customer would like to match a previous order to a new order, the customer must send a physical sample to their Account Manager. Due to continual engineering improvements and modifications, we cannot guarantee each good will be an exact match to their previous order. In the event that we cannot offer a matching good, a suitable alternative (comparable in design, style, and durability) will be offered to the customer. The information contained in this price list was correct at the time of publishing. Grand Rapids Chair Company reserves the right to make changes in design and construction or discontinue products without prior notification.

A NOTE ABOUT PRICING

Please note, pricing is stated per each unit throughout the Price List. Some of our seating products ship with multiple units per carton and this is noted in the Price List.

DELIVERY

Orders will be shipped with normal shipping times. Special requests will be honored if possible. Once production has begun, orders cannot be held for extended delivery. It is the customer's responsibility to accept and store the furniture if there is an installation delay. Grand Rapids Chair Company will not be responsible or liable to purchaser for damages whether incidental, consequential, or otherwise for failure to fill orders, delays in delivery, or any error in filling the order.

FREIGHT

Risk of loss shall pass to the seller upon delivery of goods to a carrier. Grand Rapids Chair Company is not responsible for damage or delays in transit. It is the customer's responsibility to inspect product upon delivery for possible freight damage. It is also the responsibility of the customer to file freight claims for any damaged goods. Claims should be filed with the common carrier immediately upon discovery of such damage. Visible freight damage should be noted on the freight bill prior to taking receipt of the orders. Concealed damage claims must be filed within 5 days of receipt of shipment. C.O.D. shipments are subject to the freight carrier's fees for C.O.D. shipments.

FREIGHT CLASSIFICATIONS

Our products are shipped using the NMFC #80580 and classified by density per the general guidelines noted below:

Category	Freight Classifications
Assembled Wood Chairs	Class #250
Aluminum Chairs	Class #300
Steel Chairs	Class #250
Counter Seats	Class #250
Tables and Bases	Class #70

Freight quotes are valid for 30 days and are subject to change prior to shipment.

HOLDING ORDERS

Grand Rapids Chair is a manufacturing facility, with limited storage space. If the customer requests to change the originally scheduled ship date, the customer will be responsible for applicable storage fees for partially produced and fully finished goods. Grand Rapids Chair will hold an order at no charge for a maximum of 14 calendar days. Any order held more than 14 days after the original ship date will be subject to a charge of \$20 per pallet/day.

UPHOLSTERY INFORMATION

UPHOLSTERY

Prices are based on a solid color 54" wide upholstery. Any upholstery with 3" or greater repeat, length or width, which requires pattern matching, add 10% to overall list price. Thread color will be chosen by factory to match the upholstery as closely as possible, unless otherwise specified.

GRADED-IN PRICING

We have partnered with some of the best fabric partners to offer you easy access and pricing of high-performance textiles. Visit our website at grandrapidschair.com to see our fabric partners and graded-in pricing program.

CUSTOMER'S OWN MATERIAL (C.O.M.) AND CUSTOMER'S OWN LEATHER (C.O.L.)

Please consult the factory prior to placing your C.O.M. or C.O.L. order. We may be able to supply materials at a lower cost due to our volume discounts with the textile mills. All C.O.M. materials should be sent in rolls only, folding can cause adverse and irreversible deformations to some materials, especially leather.

FABRIC APPROVAL PROCESS:

Fabrics for Harper and Full Hurdle must be tested and approved by Grand Rapids Chair prior to production to ensure it meets our high standards for quality. There is no charge for the fabric testing process. A sample swatch must be supplied with the order along with the name of the supplying textile company and a description of the material (pattern name, color and any accompanying numerical description). We cannot accept responsibility for costs incurred for replacement material if the mill sends the incorrect fabric.

FOR FABRIC APPROVAL, SEND TO:

Grand Rapids Chair Co
c/o Fabric Approval & Account Management Team
Attn: COM Testing Department
1250 84th Street SW
Byron Center, MI 49315
please tag with your purchase order/project ID

All C.O.M. yardage requirements in this price lists are based on 54" wide roll. Yardage is approximate. Add 10% to the yardage requirements if striped or patterned materials are specified, if pattern requires matching, or if width of material is less than 54" wide. For striped, patterned or unique designs, directions on upholstery application must be provided. If no directions are stated on the order or in a subsequent "confirmed and acknowledged" document, we will upholster the product in what we deem to be the most appropriate manner. We assume no responsibility thereafter.

Grand Rapids Chair Company assumes no liability as to the flame retardant qualities of a C.O.M.

For orders with C.O.L., add 10% to the list price of C.O.M. in our price list. We also advise adding 25% to the yardage requirements if specifying leather. Irregularities in grain, natural marks or variations in color are to be expected and are normal characteristics of natural luxurious leather, making each piece unique.

Acknowledged ship dates are dependent on time receipt of COM or COL. To hold an acknowledged ship date, we must receive the COM/COL within 3 weeks of the scheduled ship date. Delays in receiving the material will result in the rescheduling of production. We maintain the right to refuse the use of any customer-supplied material or leather that is not suitable due to pattern, stretch, weight or workability.

All C.O.M. must be shipped prepaid and clearly marked with your company name and purchase order number.

CALIFORNIA TECHNICAL BULLETIN 133

Chairs can be constructed to meet California Technical Bulletin 133, call for quote. Testing, sampling and freight charges will apply as required.

SOLID WOOD

Wood is an organic material that undeniably adds warmth to any space. Each species of wood has a unique and naturally occurring pattern that can vary greatly. Due to the complex structure of wood, small knots, piths, pores, rings, etc. may appear and add decorative appeal.



Woodgrain - Maple



Knots



Mirrors

WOOD COLOR & SPECIES

Each species of wood has an innate base color, ranging from white to pinkish, yellow to brown and this impacts the way that stains and paints appear when applied. We primarily work with Beech and Maple wood species for our chairs and table tops. Each of our standard wood stains have been color matched so that any standard color will appear the same in both species.


STANDARD WOOD FINISHES

Available on seating and solid maple tables.

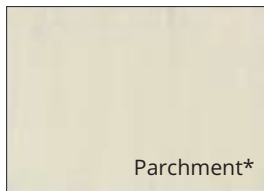
Black-No Grain and White-No Grain finishes are only available on seating products.

Hickory, White Oak, Walnut and Mixed Solid Wood table tops are only available with a natural, clear coat finish.

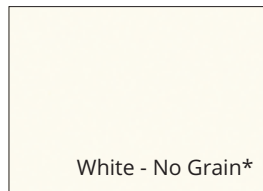
An asterisk (*) implies the finish is available on TON products (Bentwood, Merano and Leaf). TON's Black finish will show grain.



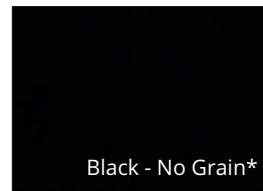
Natural*




Parchment*




White - No Grain*




Black - No Grain*




Aspen




Driftwood




Kona*




Storm




Canyon



Beetroot*




Dune




Nutmeg




Acorn*



Cocoa



Honey*



Almond

WOOD STAIN COLOR MATCHING

There is a \$200 net charge to match any wood stain. A physical sample chip must be sent to the Grand Rapids Chair factory for matching. Digital or paper copies will not be accepted. There is no minimum order. If there are any additional glazing operations, please contact Grand Rapids Chair company to be quoted by customer service.

OUTDOOR FINISHES


HDPE OUTDOOR FINISHES

Highly durable outdoor material choices for Bowen and Rita outdoor collections.


High-density polyethylene (HDPE) is a sustainable dimensional wood alternative made primarily from recycled and recyclable plastic. As a high-performance yet low-maintenance material, HDPE is color stable and can withstand the outdoor elements and will never splinter, crack or chip. HDPE is 100% recyclable.



Birchwood



Coastal Grey



Walnut



Black

STEEL & ALUMINUM

We hand-tailor, cope and braze all joints to add even more stability, exceeding strength and durability standards and customer expectations. Powder coating is a type of coating that is applied as a free-flowing, dry powder. The coating is applied electrostatically and is then cured under heat to allow it to flow and form a "skin." It is used to create a hard finish that is tougher than conventional paint.

STANDARD METAL FINISHES



Finishes marked with "*" implies that High Gloss Clear Coat is also applied to finish.

PREMIUM METAL FINISHES

Not finding the perfect color in our standard metal finishes? No problem. Through our Color Finder program, you can choose from over 150 RAL colors that can be applied to any of our metal chairs, barstools, or table bases. Pricing is based on quantity. Please allow an additional 5 business days to a product's standard published lead times at time of order. Get the details on this program by calling, emailing, or visiting our website.

- Call 1.616.774.0561
- Email orderentry@grandrapidschair.com
- Visit https://offers.grandrapidschair.com/hubfs/GRCC_Color_Finder.pdf

STANDARD TON FABRICS

Did you fall in love with our Merano, Leaf, or Bentwood Collections? Choose between the standard graded-in fabric options below or contact your Account Managers to learn about our C.O.M. program.

GRAIN — ARTIFICIAL LEATHER



Composition	Width	Abrasion Resistance	Self-extinguishing
100% Polyurethane	55"	200,000 MD	BS5852 PART 1 & 2 EN 1021 PART 1 & 2

JET BIOACTIVE — ANTI-MICROBIAL FABRIC



Composition	Width	Abrasion Resistance	Self-extinguishing
100% Trevira CS BIO	55"	65,000 MD	BS5852 CRIB 5 CALIFORNIA TB117-2013 EN 13773 CLASS 1

DISTRESSING

Giving chairs that lived-in look requires a little extra attention. We hand-distress each one, just to your liking in either light or heavy, using a mixture of both traditional and unconventional wood working techniques.



Light Distressing



Heavy Distressing

UPHOLSTERY DETAILS

Select models, can be complemented with decorative nails. Refer to individual product pages for upcharge.



Nailhead Colors:



Brass #12



Antique Bronze #37



Matte Silver #10



Antique Pewter #41

NAILHEAD COBBLER SEAT

Nailhead trim is applied to a wood seat leaving an irregular wood perimeter around the upholstery material.

NAILHEAD WATERFALL COBBLER SEAT

Nailhead trim is applied to a wood seat leaving a wood perimeter on the back and two sides of the seat. The upholstery material wraps over the front of the seat completing the waterfall appearance.

NAILHEAD SURROUND BACK

Nailhead trim is applied to the outside edges of the upholstery material located on the back side of the chair.

NAILHEAD TRIM SURROUNDING FRONT LEGS ON PULLMAN SEAT

Nailhead trim is applied around the front and side edges of the front legs on Pullman style applications.

WELTING

Welting, often referred to as piping, is a fabric-covered cord positioned on the corners and edges of upholstered pieces that restricts contact with the sewn seams, acting as a buffer to abrasions as the furniture is used.

BOXED SEAT

A sewn upholstery cover is pulled over thicker foam to produce a built up seat. Typically 2" tall. Boxed seats are not available on nesting chairs.

WEBBED SEAT

Commercial grade webbing is installed over custom plywood panels. This option adds additional comfort and longevity to any seat.

CALIFORNIA TECHNICAL BULLETIN 133

Chairs can be constructed to meet California Technical Bulletin 133, call for quote. Testing, sampling and freight charges will apply as required.

SEATING: PERSONALIZATION OPTIONS

HANDHOLD CUT-OUT

Many of our chairs and barstools can be customized with a handhold cut-out. Available on solid wood and upholstered options.

ENGRAVING & LASER CUT-OUTS



Laser Cut-Out - Wood



Laser Engraving - Wood



Laser Cut-Out - Metal

Custom laser cut-outs and engraving adds a personal touch to your space. From logos to unique designs, we can do it all. Pricing for custom work must be discussed with the factory and vary depending on graphics/designs and the size of the project. Cut-out back graphics and laser engraved projects require a minimum quantity order of 10 units. Add a graphic setup fee of \$150 net per image, per order on projects with proper artwork. Acceptable vectorized formats for artwork include: .cdr, .dwg, .pdf, or .stp files. Artwork and a copy of the image for reference should be emailed to your account manager.

Add \$30 list per side for each 6" x 6" or smaller engraving. Email your account manager to confirm pricing or to obtain pricing on larger images. The engraved image is back filled with customer's choice of black, silver, or gold. Other colors are available with small up-charge.

Add \$80 list per cut out, per chair/barstool. Email your account manager to confirm capabilities and pricing.

*The edges of the cut-out are colored in dark brown which remains visible especially when chairs are finished in some light colors.

Standard Back Fill Colors:



Black



Silver



Gold

REQUIRED TO ORDER:

Please be sure to provide all necessary information prior to submitting your order.

WOOD SEATING

ANDY LOUNGE CHAIR



ABOUT THIS COLLECTION

The Andy Lounge Chair is available with or without arms.

STANDARD FEATURES

- Solid European Beech frame
- Upholstered seat features 2" of high resilience foam
- Metal carpet glides
- Technical Bulletin CAL 117 fire retardant upholstery

PERSONALIZATION OPTIONS

• The table to the right explains all of the available options for the Andy Collection.

OPTIONS	PAGE	ADD TO LIST PRICE
CAL 133	11	Call for Quote
Premium Felt Glide	-	\$3
Premium Plastic Glide	-	\$3
Light Distressing on Chairs	11	\$38
Heavy Distressing on Chairs	11	\$38



W2625

ANDY LOUNGE

MODEL	COM	GRADE 1	GRADE 2	GRADE 3	GRADE 4	GRADE 5
W2625	1742	2074	2157	2240	2324	2407

Overall Height: 29" Seat Height: 15" Overall Depth: 30" Overall Width: 26"
 C.O.M.: 3 yd Shipping Weight/Chair: 35# No. Per Carton: 1



W2625A

ANDY LOUNGE WITH ARMS

MODEL	COM	GRADE 1	GRADE 2	GRADE 3	GRADE 4	GRADE 5
W2625A	2092	2425	2508	2591	2674	2757

Overall Height: 29" Seat Height: 15" Overall Depth: 30" Overall Width: 28"
 C.O.M.: 3 yd Shipping Weight/Chair: 35# No. Per Carton: 1

BENTWOOD CLASSICS COLLECTION



ABOUT THIS COLLECTION

The Bentwood Classics Collection includes chairs, armchairs, counter height barstools, backless barstools, and barstools.

STANDARD FEATURES

- Solid European Beech frame
- Steam bent Beech wood
- Choose from our standard TON approved finishes
- Beech veneer seat or upholstered seats available
- Teflon glides

PERSONALIZATION OPTIONS

- The table to the right explains all of the available options for the Bentwood Classics Collection.

OPTIONS

	PAGE	ADD TO LIST PRICE
Nailhead Seat Treatment on Upholstered Seat	11	\$60
Premium Felt Glide	-	\$3
Counter Height Option Available	-	\$25



B014-VEN

NO. 14 CHAIR

MODEL	WOOD
B014-VEN	799

Overall Height: 33.25" Seat Height: 18.25" Overall Depth: 20.25" Overall Width: 16"
 Shipping Weight/Chair: 20# No. Per Carton: 2



B014-UPH

NO. 14 CHAIR

MODEL	SELECT VINYL	COM	GRADE 1	GRADE 2	GRADE 3	GRADE 4	GRADE 5
B014-UPH	961	908	942	950	978	967	976

Overall Height: 33.25" Seat Height: 18.25" Overall Depth: 20.25" Overall Width: 16"
 C.O.M.: .5 yd Shipping Weight/Chair: 20# No. Per Carton: 2



B018-VEN

NO. 18 CHAIR

MODEL	WOOD
B018-VEN	816

Overall Height: 33.25" Seat Height: 18.25" Overall Depth: 20.25" Overall Width: 16"
 Shipping Weight/Chair: 20# No. Per Carton: 2



B018-UPH

NO. 18 CHAIR

MODEL	SELECT VINYL	COM	GRADE 1	GRADE 2	GRADE 3	GRADE 4	GRADE 5
B018-UPH	1012	937	988	996	1024	1013	1022

Overall Height: 33.25" Seat Height: 18.25" Overall Depth: 20.25" Overall Width: 16"
 C.O.M.: .5 yd Shipping Weight/Chair: 20# No. Per Carton: 2



B018BS-VEN

NO. 18 BARSTOOL

MODEL	WOOD
B018BS-VEN	1045

Overall Height: 43.5" Seat Height: 30" Overall Depth: 19.75" Overall Width: 16"
 Shipping Weight/Chair: 25# No. Per Carton: 1



B018BS-UPH

NO. 18 BARSTOOL

MODEL	SELECT VINYL	COM	GRADE 1	GRADE 2	GRADE 3	GRADE 4	GRADE 5
B018BS-UPH	1124	1075	1109	1117	1145	1134	1143

Overall Height: 43.5" Seat Height: 31" Overall Depth: 19.75" Overall Width: 16"
 C.O.M.: .5 yd Shipping Weight/Chair: 25# No. Per Carton: 1



B030A-VEN

NO. 30 ARMCHAIR

MODEL	WOOD
B030A-VEN	903

Overall Height: 31" Seat Height: 18.25" Overall Depth: 22.5" Overall Width: 19" Arm Height: 27.5"
 Arm Width: 21.5" Shipping Weight/Chair: 20# No. Per Carton: 1



B030A-UPH

NO. 30 ARMCHAIR

MODEL	SELECT VINYL	COM	GRADE 1	GRADE 2	GRADE 3	GRADE 4	GRADE 5
B030A-UPH	1122	1052	1103	1116	1157	1141	1154

Overall Height: 30" Seat Height: 18.25" Overall Depth: 22.5" Overall Width: 19" Arm Height: 26.75"
 Arm Width: 21.5" C.O.M.: .75 yd Shipping Weight/Chair: 20# No. Per Carton: 1



B033A-UPH-BK

NO. 33 ARMCHAIR

MODEL	SELECT VINYL	COM	GRADE 1	GRADE 2	GRADE 3	GRADE 4	GRADE 5
B033A-UPH-BK	1694	1604	1689	1710	1778	1753	1774

Overall Height: 31" Seat Height: 18.25" Overall Depth: 22.5" Overall Width: 19" Arm Height: 27.25"
 Arm Width: 21.5" C.O.M.: 1.25 yd Shipping Weight/Chair: 20# No. Per Carton: 1



B073BS-VEN

NO. 73 BARSTOOL

MODEL	WOOD
B073BS-VEN	920

Overall Height: 31" Seat Height: 31" Overall Depth: 18.5" Overall Width: 18.5"
 Shipping Weight/Chair: 25# No. Per Carton: 1



B073BS-UPH

NO. 73 BARSTOOL

MODEL	SELECT VINYL	COM	GRADE 1	GRADE 2	GRADE 3	GRADE 4	GRADE 5
B073BS-UPH	1114	1036	1087	1100	1141	1125	1138

Overall Height: 31" Seat Height: 31" Overall Depth: 18.5" Overall Width: 18.5"
 C.O.M.: .75 yd Shipping Weight/Chair: 25# No. Per Carton: 1



B150-VEN

NO. 150 CHAIR

MODEL	WOOD
B150-VEN	880

Overall Height: 34.25" Seat Height: 18.25" Overall Depth: 15.94" Overall Width: 17.75"
 Shipping Weight/Chair: 20# No. Per Carton: 2



B150-UPH

NO. 150 CHAIR

MODEL	SELECT VINYL	COM	GRADE 1	GRADE 2	GRADE 3	GRADE 4	GRADE 5
B150-UPH	1066	973	1024	1037	1078	1062	1075

Overall Height: 33.5" Seat Height: 18.25" Overall Depth: 15.94" Overall Width: 17.75"
 C.O.M.: .75 yd Shipping Weight/Chair: 20# No. Per Carton: 2



B150BS-VEN

NO. 150 BARSTOOL

MODEL	WOOD
B150BS-VEN	1184

Overall Height: 43.25" Seat Height: 30" Overall Depth: 18.75" Overall Width: 17.75"
 Shipping Weight/Chair: 25# No. Per Carton: 1



B150BS-UPH

NO. 150 BARSTOOL

MODEL	SELECT VINYL	COM	GRADE 1	GRADE 2	GRADE 3	GRADE 4	GRADE 5
B150BS-UPH	1322	1246	1297	1310	1351	1335	1348

Overall Height: 42.5" Seat Height: 30" Overall Depth: 18.75" Overall Width: 17.75"
 C.O.M.: .75 yd Shipping Weight/Chair: 25# No. Per Carton: 1



B763-UPH

NO. 763 CHAIR

MODEL	SELECT VINYL	COM	GRADE 1	GRADE 2	GRADE 3	GRADE 4	GRADE 5
B763-UPH	964	881	932	945	986	970	983

Overall Height: 31" Seat Height: 18.25" Overall Depth: 18.75" Overall Width: 18"
 C.O.M.: .75 yd Shipping Weight/Chair: 20# No. Per Carton: 2

BROOKE COLLECTION



ABOUT THIS COLLECTION

The Brooke Collection includes a chair, counter height stool, and a barstool. This wood seating collection features a simple slatted back and multiple upholstery options.

STANDARD FEATURES

- Beech frame
- Available as all wood chair or with multiple upholstery variations
- 21 Partially Upholstered Seat features 1/2" foam and exposed wood edges
- 31 Fully Upholstered Seat features 3/4" foam on seat
- 33 Fully Upholstered Seat and Back features 3/4" foam on seat and 1/2" foam on back
- CAL 117 fire resistant upholstery materials
- Stainless steel footrest protector on counter and barstools
- Metal carpet glides

PERSONALIZATION OPTIONS

- The table to the right explains all of the available options for the Brooke Collection.

OPTIONS	PAGE	ADD TO LIST PRICE
Premium Felt Glide	-	\$3
Premium Plastic Glide	-	\$3
CAL 133	11	Call for Quote
Light Distressing on Chairs	11	\$38
Heavy Distressing on Chairs	11	\$38
Light Distressing on Barstools	11	\$50
Heavy Distressing on Barstools	11	\$50

UPHOLSTERY OPTIONS



21 Partially Upholstered Seat



31 Fully Upholstered Seat



33 Fully Upholstered Seat and Back



W520-11

BROOKE CHAIR

WOOD SEAT

MODEL	WOOD
W520-11	724

W520-11	724
---------	-----

PARTIALLY UPHOLSTERED SEAT

MODEL	YARDAGE	COM	GRADE 1	GRADE 2	GRADE 3	GRADE 4	GRADE 5
W520-21	0.4	815	843	850	857	864	871

W520-21	0.4	815	843	850	857	864	871
---------	-----	-----	-----	-----	-----	-----	-----

FULLY UPHOLSTERED SEAT

MODEL	YARDAGE	COM	GRADE 1	GRADE 2	GRADE 3	GRADE 4	GRADE 5
W520-31	0.5	918	952	961	970	978	987

W520-31	0.5	918	952	961	970	978	987
---------	-----	-----	-----	-----	-----	-----	-----

FULLY UPHOLSTERED SEAT & BACK

MODEL	YARDAGE	COM	GRADE 1	GRADE 2	GRADE 3	GRADE 4	GRADE 5
W520-33	1.0	930	998	1015	1032	1049	1066

W520-33	1.0	930	998	1015	1032	1049	1066
---------	-----	-----	-----	------	------	------	------

Overall Height: 30.5" Overall Depth: 20.71" Overall Width: 19.1" No. Per Carton: 2

Seat Height: W520-11 19", W520-W-21 19.5", W520-W-31 19.5", W520-33 19.5"

Shipping Weight/Chair: 10#



W520CH-11

BROOKE COUNTER HEIGHT STOOL

WOOD SEAT

MODEL	WOOD
W520CH-11	914

W520CH-11	914
-----------	-----

PARTIALLY UPHOLSTERED SEAT

MODEL	YARDAGE	COM	GRADE 1	GRADE 2	GRADE 3	GRADE 4	GRADE 5
W520CH-21	0.4	1003	1031	1038	1045	1052	1059

W520CH-21	0.4	1003	1031	1038	1045	1052	1059
-----------	-----	------	------	------	------	------	------

FULLY UPHOLSTERED SEAT

MODEL	YARDAGE	COM	GRADE 1	GRADE 2	GRADE 3	GRADE 4	GRADE 5
W520CH-31	0.5	1038	1072	1081	1090	1098	1107

W520CH-31	0.5	1038	1072	1081	1090	1098	1107
-----------	-----	------	------	------	------	------	------

FULLY UPHOLSTERED SEAT & BACK

MODEL	YARDAGE	COM	GRADE 1	GRADE 2	GRADE 3	GRADE 4	GRADE 5
W520CH-33	1.0	1128	1196	1213	1230	1247	1264

W520CH-33	1.0	1128	1196	1213	1230	1247	1264
-----------	-----	------	------	------	------	------	------

Overall Height: W520CH-11 34", W520CH-21 34", W520CH-31 34", W520CH-33 36"

Overall Depth: 19.6" Overall Width: 18.4" No. Per Carton: 1

Seat Height: W520CH-11 25.5", W520CH-21 26", W520CH-31 26", W520CH-33 26"

Shipping Weight/Chair: 12#



W520BS-11

BROOKE BARSTOOL

WOOD SEAT

MODEL	WOOD
W520BS-11	899

PARTIALLY UPHOLSTERED SEAT

MODEL	YARDAGE	COM	GRADE 1	GRADE 2	GRADE 3	GRADE 4	GRADE 5
W520BS-21	0.4	987	1015	1022	1029	1036	1043

FULLY UPHOLSTERED SEAT

MODEL	YARDAGE	COM	GRADE 1	GRADE 2	GRADE 3	GRADE 4	GRADE 5
W520BS-31	0.5	1020	1054	1063	1072	1080	1089

FULLY UPHOLSTERED SEAT & BACK

MODEL	YARDAGE	COM	GRADE 1	GRADE 2	GRADE 3	GRADE 4	GRADE 5
W520BS-33	1.0	1109	1177	1194	1211	1228	1245

Overall Height: W520BS-11 40", W520BS-21 40", W520BS-31 40", W520BS-33 42"

Overall Depth: 20.6" Overall Width: 19.7" No. Per Carton: 1

Seat Height: W520BS-11 31.5", W520BS-21 32", W520BS-31 32", W520BS-33 32"

Shipping Weight/Chair: 13#



ABOUT THIS COLLECTION

Dylan Benches are offered in multiple sizes in solid wood or laminate construction.

STANDARD FEATURES

- 1.5" Solid Maple or laminate
- Metal mitered-corner bracket available in any standard powder coat color
- CAL 117 fire retardant upholstery materials
- Black height-adjustable, non-skid glide
- 1/2" Thick free state foam; grade 2580

PERSONALIZATION OPTIONS

- The table to the right explains all of the available options for the Dylan Collection.

OPTIONS	PAGE	ADD TO LIST PRICE
Light Distressing	11	Call For Quote
Heavy Distressing	11	Call For Quote



DYL-B

DYLAN 22" BENCH

MODEL	WOOD	COM	GRADE 1	GRADE 2	GRADE 3	GRADE 4	GRADE 5
DYL-B-SW-172217	2844	3027	3078	3091	3103	3116	3129

MODEL	LAMINATE	COM	GRADE 1	GRADE 2	GRADE 3	GRADE 4	GRADE 5
DYL-B-LAM-172217	2607	2785	2836	2849	2861	2874	2887

Overall Height: 17" Seat Height: 17" Overall Depth: 17" Overall Width: 22"

C.O.M.: .75 yd Shipping Weight/Chair: 40# No. Per Carton: 1



DYL-B

DYLAN 48" BENCH

MODEL	WOOD	COM	GRADE 1	GRADE 2	GRADE 3	GRADE 4	GRADE 5
DYL-B-SW-174817	3031	3200	3268	3285	3302	3319	3336

MODEL	LAMINATE	COM	GRADE 1	GRADE 2	GRADE 3	GRADE 4	GRADE 5
DYL-B-LAM-174817	2918	3096	3164	3181	3198	3215	3232

Overall Height: 17" Seat Height: 17" Overall Depth: 17" Overall Width: 48"

C.O.M.: 1 yd Shipping Weight/Chair: 55# No. Per Carton: 1



DYL-B

DYLAN 54" BENCH

MODEL	WOOD	COM	GRADE 1	GRADE 2	GRADE 3	GRADE 4	GRADE 5
DYL-B-SW-175417	3197	3780	3882	3907	3933	3958	3984

MODEL	LAMINATE	COM	GRADE 1	GRADE 2	GRADE 3	GRADE 4	GRADE 5
DYL-B-LAM-175417	3026	3204	3306	3331	3357	3382	3408

Overall Height: 17" Seat Height: 17" Overall Depth: 17" Overall Width: 54"

C.O.M.: 1.5 yd Shipping Weight/Chair: 60# No. Per Carton: 1



DYL-B

DYLAN 66" BENCH

MODEL	WOOD	COM	GRADE 1	GRADE 2	GRADE 3	GRADE 4	GRADE 5
DYL-B-SW-176617	3278	3463	3582	3612	3641	3671	3701

MODEL	LAMINATE	COM	GRADE 1	GRADE 2	GRADE 3	GRADE 4	GRADE 5
DYL-B-LAM-176617	3211	3390	3509	3539	3568	3598	3628

Overall Height: 17" Seat Height: 17" Overall Depth: 17" Overall Width: 66"
 C.O.M.: 1.75 yd Shipping Weight/Chair: 70# No. Per Carton: 1



DYL-B

DYLAN 78" BENCH

MODEL	WOOD	COM	GRADE 1	GRADE 2	GRADE 3	GRADE 4	GRADE 5
DYL-B-SW-177817	3400	3580	3716	3750	3784	3818	3852

MODEL	LAMINATE	COM	GRADE 1	GRADE 2	GRADE 3	GRADE 4	GRADE 5
DYL-B-LAM-177817	3338	3515	3651	3685	3719	3753	3787

Overall Height: 17" Seat Height: 17" Overall Depth: 17" Overall Width: 78"
 C.O.M.: 2 yd Shipping Weight/Chair: 80# No. Per Carton: 1



DYL-B

DYLAN 90" BENCH

MODEL	WOOD	COM	GRADE 1	GRADE 2	GRADE 3	GRADE 4	GRADE 5
DYL-B-SW-179017	3632	3810	3963	4001	4039	4077	4116

MODEL	LAMINATE	COM	GRADE 1	GRADE 2	GRADE 3	GRADE 4	GRADE 5
DYL-B-LAM-179017	3538	3714	3867	3905	3943	3981	4020

Overall Height: 17" Seat Height: 17" Overall Depth: 17" Overall Width: 90"
 C.O.M.: 2.25 yd Shipping Weight/Chair: 90# No. Per Carton: 1

HUGH SEATING



ABOUT

Hugh is a wooden chair with a simple, Shaker-style design.

STANDARD FEATURES

- Solid European Beech frame
- Metal carpet glides

PERSONALIZATION OPTIONS

- The table to the right explains all of the available options for the Hugh Collection.

OPTIONS	PAGE	ADD TO LIST PRICE
Light Distressing on Chairs	11	\$38
Heavy Distressing on Chairs	11	\$38
Premium Felt Glide	-	\$3
Premium Plastic Glide	-	\$3



W515

HUGH CHAIR

MODEL	WOOD
-------	------

W515	654
------	-----

Overall Height: 33" Seat Height: 18" Overall Depth: 23" Overall Width: 18"

Shipping Weight/Chair: 13# No. Per Carton: 2

LEAF COLLECTION



ABOUT THIS COLLECTION

The Leaf collection includes chairs, counter height stools, and barstools.

STANDARD FEATURES

- Available in Beech with standard TON stains or available in European Oak in natural finish only
- CAL 117 fire retardant upholstery materials
- Available in all wood or with upholstered seat and back
- Teflon glides

PERSONALIZATION OPTIONS

- The table to the right explains all of the available options for the Leaf collection.
- COM is available with extended lead time.
- Please reference TON Fabrics for standard upholstery options.

OPTIONS

Premium felt glide

PAGE

-

ADD TO LIST PRICE

\$3



W437

LEAF CHAIR

MODEL	BEECH	EUROPEAN OAK
W437-11 – Wood Seat & Back	1208	1651
W437-22 – C.O.M.	Call for Quote	Call for Quote
W437-22 – Upholstered Seat & Back, Standard Merano Vinyl	1736	2015
W437-22 – Upholstered Seat & Back, Standard Merano Fabric	1472	1763

Overall Height: 31.5" Seat Height: 18" Overall Depth: 20.5" Overall Width: 19.8"
 C.O.M.: .75 yd Shipping Weight/Chair: 18# No. Per Carton: 2



W439CH

LEAF COUNTER STOOL

MODEL	BEECH	EUROPEAN OAK
W439CH-11 – Wood Seat & Back	1780	2474
W439CH-22 – C.O.M.	Call for Quote	Call for Quote
W439CH-22 – Upholstered Seat & Back, Standard Merano Vinyl	2404	2808
W439CH-22 – Upholstered Seat & Back, Standard Merano Fabric	2067	2560

Overall Height: 36.5" Seat Height: 24" Overall Depth: 20.5" Overall Width: 19.8"
 C.O.M.: .75 yd Shipping Weight/Chair: 12# No. Per Carton: 1



W439BS

LEAF BARSTOOL

MODEL	BEECH	EUROPEAN OAK
W439BS-11 – Wood Seat & Back	1727	2408
W439BS-22 – C.O.M.	Call for Quote	Call for Quote
W439BS-22 – Upholstered Seat & Back, Standard Merano Vinyl	2320	2726
W439BS-22 – Upholstered Seat & Back, Standard Merano Fabric	2053	2479

Overall Height: 43.5" Seat Height: 30" Overall Depth: 20" Overall Width: 20.5"
 C.O.M.: .75 yd Shipping Weight/Chair: 14# No. Per Carton: 1



ABOUT THIS COLLECTION

The Merano By TON Collection includes chairs, armchairs, counter height barstools, and barstools.

STANDARD FEATURES

- Solid European Beech frame, available in any standard TON finishes
- Available in European Oak or American Walnut in natural finish only
- CAL 117 fire retardant upholstery materials
- Available in all wood or with upholstered seat and back
- Teflon glides
- Standard fabric program available for quicker lead times. Please see website for fabric detail.
- Merano Chairs stack four high
- Stools come with stainless steel footrest

PERSONALIZATION OPTIONS

- The table to the right explains all of the available options for the TON Collection.
- COM is available with extended lead time - call for quote.
- Please reference TON Fabrics for standard upholstery options on page 10.

OPTIONS

Premium felt glide

PAGE

-

ADD TO LIST PRICE

\$3



W400SC

MERANO CHAIR

MODEL	BEECH	EUROPEAN OAK	AMERICAN WALNUT
W400SC – Wood Seat & Back	1006	1278	2597
W400SC – Upholstered Seat & Back, Standard Vinyl	1349	1559	2859
W400SC – Upholstered Seat & Back, Standard Fabric	1418	1626	2928

Overall Height: 31" Seat Height: 18" Overall Depth: 17" Overall Width: 17"
 C.O.M.: 1 yd Shipping Weight/Chair: 26# No. Per Carton: 2



W400AC

MERANO ARMCHAIR

MODEL	BEECH	EUROPEAN OAK	AMERICAN WALNUT
W400AC – Wood Seat & Back	1225	1535	3373
W400AC – Upholstered Seat & Back, Standard Vinyl	1415	1817	3595
W400AC – Upholstered Seat & Back, Standard Fabric	1473	1877	3655

Overall Height: 31" Seat Height: 18" Overall Depth: 15" Overall Width: 19"
 C.O.M.: 1 yd Shipping Weight/Chair: 30# No. Per Carton: 1



W400CH

MERANO BARSTOOL — 24" COUNTER HEIGHT

MODEL	BEECH	EUROPEAN OAK	AMERICAN WALNUT
W400CH – Wood Seat & Back	1208	1589	3667
W400CH – Upholstered Seat & Back, Standard Vinyl	1534	1854	3650
W400CH – Upholstered Seat & Back, Standard Fabric	1604	1924	3994

Overall Height: 32" Seat Height: 24" Overall Depth: 14" Overall Width: 17"
 C.O.M.: 1 yd Shipping Weight/Chair: 26# No. Per Carton: 1



W400BS

MERANO BARSTOOL — 30" BARSTOOL

MODEL	BEECH	EUROPEAN OAK	AMERICAN WALNUT
W400BS – Wood Seat & Back	1208	1589	3667
W400BS – Upholstered Seat & Back, Standard Vinyl	1534	1854	3650
W400BS – Upholstered Seat & Back, Standard Fabric	1604	1924	3994

Overall Height: 39" Seat Height: 30" Overall Depth: 14" Overall Width: 17"
 C.O.M.: 1 yd Shipping Weight/Chair: 26# No. Per Carton: 1



ABOUT THIS COLLECTION

The Sigsbee Collection includes a chair, counter height stool, and a barstool. This wood seating collection features a simple slatted back and multiple upholstery options.

STANDARD FEATURES

- Beech Frame
- Available as all wood or with multiple upholstery variations
- Upholstered seat features 1/2" foam and exposed wood edges
- Upholstered back features 1/2" thick foam
- Nylon straps with metal buckles in brass or black
- CAL 117 fire resistant upholstery materials
- Stainless steel footrest protector on counter and barstools
- Metal carpet glides
- Nylon Straps come in Black, Olive Drab, Pacific Blue, and Khaki. Ask customer service to see samples.

PERSONALIZATION OPTIONS

- The table to the right explains all of the available options for the Sigsbee Collection.
- Leather straps are available in black, dark brown and brown as an option.

OPTIONS	PAGE	ADD TO LIST PRICE
Light Distressing on Chairs	11	\$38
Heavy Distressing on Chairs	11	\$38
Light Distressing on Barstools	11	\$50
Heavy Distressing on Barstools	11	\$50
CAL 133	11	Call for Quote
Premium Felt Glide		\$3
Premium Plastic Glide		\$3
Leather Straps		\$175



W530

WOOD CHAIR

WOOD							
MODEL	WOOD						
W530-11	774						
WOOD WITH PARTIALLY UPHOLSTERED SEAT PAD							
MODEL	YARDAGE	COM	GRADE 1	GRADE 2	GRADE 3	GRADE 4	GRADE 5
W530-21	0.7	931	1009	1028	1048	1067	1087
WOOD WITH PARTIALLY UPHOLSTERED SEAT PAD AND BACK PAD							
MODEL	YARDAGE	COM	GRADE 1	GRADE 2	GRADE 3	GRADE 4	GRADE 5
W530-22	1.2	1049	1184	1218	1252	1286	1320

Overall Height: 32.7" Overall Depth: 19.5" Overall Width: 17.6" No. Per Carton: 2

Seat Height: 18"

Shipping Weight/Chair: 17#



W530CH

WOOD COUNTER STOOL

WOOD							
MODEL	WOOD						
W530CH-11	934						
WOOD WITH PARTIALLY UPHOLSTERED SEAT PAD							
MODEL	YARDAGE	COM	GRADE 1	GRADE 2	GRADE 3	GRADE 4	GRADE 5
W530CH-21	0.7	1141	1218	1238	1257	1276	1296
WOOD WITH PARTIALLY UPHOLSTERED SEAT PAD AND BACK PAD							
MODEL	YARDAGE	COM	GRADE 1	GRADE 2	GRADE 3	GRADE 4	GRADE 5
W530CH-22	1.2	1263	1398	1432	1465	1499	1533

Overall Height: 37.2" Overall Depth: 20.2" Overall Width: 17.6" No. Per Carton: 1

Seat Height: 24"

Shipping Weight/Chair: 33#



W530BS

WOOD BARSTOOL

WOOD							
MODEL	WOOD						
W530BS-11	920						
WOOD WITH PARTIALLY UPHOLSTERED SEAT PAD							
MODEL	YARDAGE	COM	GRADE 1	GRADE 2	GRADE 3	GRADE 4	GRADE 5
W530BS-21	0.7	1124	1201	1221	1240	1259	1279
WOOD WITH PARTIALLY UPHOLSTERED SEAT PAD AND BACK PAD							
MODEL	YARDAGE	COM	GRADE 1	GRADE 2	GRADE 3	GRADE 4	GRADE 5
W530BS-22	1.2	1248	1383	1417	1451	1485	1518

Overall Height: 43.2" Overall Depth: 21.2" Overall Width: 17.6" No. Per Carton: 1

Seat Height: 30.3"

Shipping Weight/Chair: 33#

WOOD MELISSA 504 COLLECTION



ABOUT THIS COLLECTION

The Wood Melissa 504 Collection includes chairs, nesting chairs, armchairs, and barstools.

STANDARD FEATURES

- Solid European Beech frame
- Available in multiple upholstery variations
- Upholstered variations feature 2" of high resilience foam (seat treatment increases seat height by 1" but relaxes over a short period of time)
- Wood seats made of 1" saddle ply
- Webbed seat construction is standard for all upholstery variation seat treatments
- Technical Bulletin CAL 117 fire retardant upholstery
- Stainless steel footrest protector on barstools
- Metal carpet glides
- WN504 nests five high

PERSONALIZATION OPTIONS

- The table to the right explains all of the available options for the Wood Melissa 504 Collection.
 - Cut-out back graphics and laser engraved graphics should not exceed 6" x 6". Minimum quantity required of 10 units.
 - Nailhead Cobbler Seat only available on standard models or V12, V15, and V16 models.
 - Nailhead Waterfall Cobbler Seat only available on standard models or V12, V15, and V16 models.
 - Boxed seats are not available on nesting chairs.
- *Indicates the front and back of the chair back is upholstered.

OPTIONS	PAGE	ADD TO LIST PRICE
Cut-Out Design	12	\$80
Engraved Back	12	\$30/Side
Nailhead Cobbler Seat	11	\$60
Nailhead Waterfall Cobbler Seat	11	\$60
Nailhead Surround Back	11	\$60
Nailhead Trim Surrounding Front Legs on Pullman Seats	11	\$30
Handhold	12	\$80
Welting	11	\$15/Seat, \$15/Back
Boxed Seat	11	\$25
Reduce Barstool Seat Height to 24"	-	\$25
CAL 133	11	Call for Quote
Premium Felt Glide	-	\$3
Premium Plastic Glide	-	\$3
Light Distressing on Chairs	11	\$38
Heavy Distressing on Chairs	11	\$38
Light Distressing on Barstools	11	\$50
Heavy Distressing on Barstools	11	\$50



W504

WOOD MELISSA CHAIR

MODEL	WOOD	COM	GRADE 1	GRADE 2	GRADE 3	GRADE 4	GRADE 5
W504	701	639	670	677	685	692	700

Overall Height: 35" Seat Height: 18" Overall Depth: 19.5" Overall Width: 17.5"
 C.O.M.: .45 yd Shipping Weight/Chair: 26# No. Per Carton: 2

WOOD MELISSA CHAIR — UPHOLSTERY OPTIONS

MODEL	COM	GRADE 1	GRADE 2	GRADE 3	GRADE 4	GRADE 5	TOTAL YARDAGE
W504-V21	835	886	899	911	924	937	0.75
W504-V12	835	903	920	937	954	971	1
W504-V15*	846	931	952	973	995	1016	1.25
W504-V16*	862	964	989	1015	1040	1066	1.5
W504-V22	936	1021	1042	1063	1085	1106	1.25
W504-V25*	1011	1113	1138	1164	1189	1215	1.5
W504-V26*	1011	1113	1138	1164	1189	1215	1.5

Overall Height: 35" Seat Height: 18" Overall Depth: 19.5" Overall Width: 17.5"
 Shipping Weight/Chair: 26# No. Per Carton: 2



W504-V21
Seat Treatment



W504-V12
Back Treatment



W504-V15
Back Treatment



W504-V16
Back Treatment



W504-V22
Combo Treatment



W504-V25
Combo Treatment



W504-V26
Combo Treatment



WN504

WOOD MELISSA NESTING CHAIR

MODEL	COM	GRADE 1	GRADE 2	GRADE 3	GRADE 4	GRADE 5
WN504	753	784	791	799	806	814

Overall Height: 35" Seat Height: 18" Overall Depth: 19.5" Overall Width: 17.5"
 C.O.M.: .45 yd Shipping Weight/Chair: 26# No. Per Carton: 2



W504A

WOOD MELISSA ARMCHAIR

MODEL	WOOD	COM	GRADE 1	GRADE 2	GRADE 3	GRADE 4	GRADE 5
W504A	810	746	777	784	792	799	807

Overall Height: 35" Seat Height: 18" Overall Depth: 19.5" Overall Width: 17.5" Arm Height: 26.5"
 C.O.M.: .45 yd Shipping Weight/Chair: 26# No. Per Carton: 1

WOOD MELISSA ARMCHAIR — UPHOLSTERY OPTIONS

MODEL	COM	GRADE 1	GRADE 2	GRADE 3	GRADE 4	GRADE 5	TOTAL YARDAGE
W504A-V21	944	1027	1048	1069	1089	1110	0.75
W504A-V12	944	1055	1082	1110	1138	1165	1
W504A-V15*	954	1092	1127	1161	1196	1231	1.25
W504A-V16*	970	1136	1178	1219	1261	1303	1.5
W504A-V22	1044	1183	1217	1252	1287	1321	1.25
W504A-V25*	1118	1284	1326	1367	1409	1451	1.5
W504A-V26*	1118	1284	1326	1367	1409	1451	1.5

Overall Height: 35" Seat Height: 18" Overall Depth: 19.5" Overall Width: 17.5" Arm Height: 26.5"
 Shipping Weight/Chair: 26# No. Per Carton: 1



W504A-V21
Seat Treatment



W504A-V12
Back Treatment



W504A-V15
Back Treatment



W504A-V16
Back Treatment



W504A-V22
Combo Treatment



W504A-V25
Combo Treatment



W504A-V26
Combo Treatment



W504BS

WOOD MELISSA BARSTOOL

MODEL	WOOD	COM	GRADE 1	GRADE 2	GRADE 3	GRADE 4	GRADE 5
W504BS	876	813	863	875	888	900	913

Overall Height: 44.25" Seat Height: 29.75" Overall Depth: 18.5" Overall Width: 17.5"
 C.O.M.: .45 yd Shipping Weight/Chair: 32# No. Per Carton: 1

WOOD MELISSA BARSTOOL — UPHOLSTERY OPTIONS

MODEL	COM	GRADE 1	GRADE 2	GRADE 3	GRADE 4	GRADE 5	TOTAL YARDAGE
W504BS-V21	1008	1091	1112	1133	1153	1174	0.75
W504BS-V12	1008	1119	1146	1174	1202	1230	1
W504BS-V15*	1021	1160	1194	1229	1264	1298	1.25
W504BS-V16*	980	1146	1188	1229	1271	1313	1.5
W504BS-V22	1110	1248	1283	1318	1352	1387	1.25
W504BS-V25*	1128	1294	1336	1377	1419	1461	1.5
W504BS-V26*	1184	1350	1391	1433	1475	1516	1.5

Overall Height: 44.25" Seat Height: 29.75" Overall Depth: 18.5" Overall Width: 17.5"
 Shipping Weight/Chair: 32# No. Per Carton: 1



W504BS-V21
Seat Treatment



W504BS-V12
Back Treatment



W504BS-V15
Back Treatment



W504BS-V16
Back Treatment



W504BS-V22
Combo Treatment



W504BS-V25
Combo Treatment



W504BS-V26
Combo Treatment

STEEL SEATING



ABOUT THIS COLLECTION

The Alfred Collection includes a chair, counter height stool, and a barstool. This collection features a fully upholstered seat and back.

STANDARD FEATURES

- Steel tube frame
- Premium plastic glides
- Technical Bulletin CAL 117 fire retardant upholstery materials
- Seat, back pad, and outer back panel can be upholstered in up to 3 different fabrics
- Counter and barstool models come standard with stainless steel footrest

PERSONALIZATION OPTIONS

- Alfred can be specified in up to three different fabrics. Pricing will be based off the fabric with the highest grade. See below for upholstery options for fabric locations.

OPTIONS

CAL 133

PAGE

11

ADD TO LIST PRICE

Call for Quote

UPHOLSTERY OPTIONS



Outer Back Panel



Inner Panel



Seat



Full Upholstered -
One Fabric



385-33

ALFRED CHAIR

MODEL	YARDAGE (1 FABRIC)	COM	GRADE 1	GRADE 2	GRADE 3	GRADE 4	GRADE 5
385-33	2	894	1030	1064	1098	1132	1166

Overall Height: 32.2" Seat Height: 18.8" Overall Depth: 22.4" Overall Width: 20.4"

Shipping Weight/Chair: 19# No. Per Carton: 1 Full Upholstery (one fabric) COM: 2 yds

Seat Upholstery COM: .8 yds Inner Back Upholstery COM: .7 yds Outer Back Upholstery COM: .7 yds



385CH-33

ALFRED COUNTER STOOL

MODEL	YARDAGE (1 FABRIC)	COM	GRADE 1	GRADE 2	GRADE 3	GRADE 4	GRADE 5
385CH-33	2	988	1124	1158	1192	1226	1260

Overall Height: 35.5" Seat Height: 25" Overall Depth: 20.5" Overall Width: 19.9"

Shipping Weight/Chair: 21.8# No. Per Carton: 1 Full Upholstery (one fabric) COM: 2 yds

Seat Upholstery COM: .8 yds Inner Back Upholstery COM: .46 yds Outer Back Upholstery COM: .46 yds



385BS-33

ALFRED BARSTOOL

MODEL	YARDAGE (1 FABRIC)	COM	GRADE 1	GRADE 2	GRADE 3	GRADE 4	GRADE 5
385BS-33	2	974	1110	1144	1178	1212	1246

Overall Height: 41.45" Seat Height: 31" Overall Depth: 20.5" Overall Width: 19.9"

Shipping Weight/Chair: 22.6# No. Per Carton: 1 Full Upholstery (one fabric) COM: 2 yds

Seat Upholstery COM: .8 yds Inner Back Upholstery COM: .46 yds Outer Back Upholstery COM: .46 yds



ABOUT THIS COLLECTION

The Ava Collection includes chair height, counter height, and bar height upholstered stools available in freestanding, core-drilled, or bolt-down variations.

STANDARD FEATURES

- Webbed seat construction is standard
- 2" of high resilience foam on all models
- 3" round metal column with 1/4" steel base
- Felt glides
- Technical Bulletin CAL 117 fire retardant upholstery materials

PERSONALIZATION OPTIONS

- The table to the right explains all of the available options for the Ava Collection.
- A fabric width less than 54" will require either an additional vertical seam or a "railroaded" application of the material. Thread color will be chosen by the factory to match the upholstery as closely as possible, unless otherwise specified. Choose between white, black, beige, dark grey, or beaver.
- Foot ring standard on counter and bar height models. Subtract \$65 list for products without foot rings.
- Consult with your architect or general contractor for proper installation of bolt-down and core-drilled models, attachment varies by floor construction. Floor-mounting hardware and installation instructions are not included.

OPTIONS

OPTIONS	PAGE	ADD TO LIST PRICE
CAL 133	11	Call for Quote
Add Premium Adjustable Glides	-	\$30



1400 Free Standing/
1401 Bolt-down/
1402 Core-drilled

AVA CHAIR HEIGHT STOOL

MODEL	COM	GRADE 1	GRADE 2	GRADE 3	GRADE 4	GRADE 5
1400	816	901	922	943	965	986
1401	816	901	922	943	965	986
1402	816	901	922	943	965	986

Overall Height: 20" Seat Height: 20" Overall Depth: 18" Overall Width: 18"
C.O.M.: 1.25 yd Shipping Weight/Chair: 26# No. Per Carton: 1



1400CH-FR Free Standing/
1401CH Bolt-down/
1402CH-FR Core-drilled

AVA COUNTER HEIGHT STOOL

MODEL	COM	GRADE 1	GRADE 2	GRADE 3	GRADE 4	GRADE 5
1400CH-FR	1059	1144	1165	1186	1208	1229
1401CH	1059	1144	1165	1186	1208	1229
1402CH-FR	1059	1144	1165	1186	1208	1229

Overall Height: 25" Seat Height: 25" Overall Depth: 19" Overall Width: 19"
C.O.M.: 1.25 yd Shipping Weight/Chair: 26# No. Per Carton: 1



1400BS-FR Free Standing/
1401BS-FR Bolt-down/
1402BS-FR Core-drilled

AVA BAR HEIGHT BARSTOOL

MODEL	COM	GRADE 1	GRADE 2	GRADE 3	GRADE 4	GRADE 5
1400BS-FR	1099	1184	1205	1226	1248	1269
1401BS-FR	1099	1184	1205	1226	1248	1269
1402BS-FR	1099	1184	1205	1226	1248	1269

Overall Height: 30" Seat Height: 30" Overall Depth: 19" Overall Width: 19"
C.O.M.: 1.25 yd Shipping Weight/Chair: 26# No. Per Carton: 1



ABOUT THIS COLLECTION

Bowen outdoor bench features a powder coated steel frame with slatted seat in durable materials for the outdoors. Designed to pair with Bowen communal tables and tuck under the table when not in use. The soft, radius corners and edge profile on the seat ensure it is comfortable to move around.

STANDARD FEATURES

- Seat surface available in HDPE materials suitable for the outdoors.
- HDPE is a sustainable dimensional wood alternative made primarily from recycled and recyclable plastic. It is a high-performance, low maintenance material that is color stable and will never splinter, crack nor chip.
- Seat height: 18"
- Soft, 2.5" radius corners on the seat
- Steel frame in your choice of metal finish
- Plastic glides

Required to Order

1. Model Number and Description
2. Seat Material and Finish
3. Metal Frame Finish

Example:

Example: BWB-16-53-18, Bowen Bench, 16x63x18, HDPE Walnut Seat, Olive Green Frame

Notes & Tips

- * Assembly required
- * High gloss or low gloss clear coat not available on Bowen Bench

BOWEN OUTDOOR BENCH



BWB-16-41-RTR-18

BOWEN OUTDOOR BENCH

MODEL	HDPE
BWB-16-41-RTR-18	1568
BWB-16-53-RTR-18	1792
BWB-16-64-RTR-18	2015

Overall Height: 18" Overall Depth: 16"

Overall Length: BWB-16-41-RTR-18 41", BWB-16-53-RTR-18 53", BWB-16-64-RTR-18 64"

Shipping Weight/Chair: #



ABOUT THIS COLLECTION

The Brady Collection includes chairs, barstools, and backless barstools in both bar and counter height varieties.

STANDARD FEATURES

- Brazed, coped and sanded welds
- 1.25" Solid wood seat and back
- Fully Upholstered Seat available
- Nylon glides
- Steel seat tabs
- CAL 117 fire retardant upholstery materials
- C.O.M. yardage is for upholstered seat option, upholstered back is not available

PERSONALIZATION OPTIONS

- The table to the right explains all of the available options for the Brady Collection.

OPTIONS	PAGE	ADD TO LIST PRICE
Premium Metal Glides	-	\$8
Light Distressing on Wood Backs	11	\$18
Heavy Distressing on Wood Backs	11	\$18
Light Distressing on Wood Seats	11	\$18
Heavy Distressing on Wood Seats	11	\$18
Handhold Cut-Out in Backless Stools	12	\$80



250-11

BRADY CHAIR

WOOD SEAT & BACK

MODEL	WOOD
250-11	681

FULLY UPHOLSTERED SEAT & WOOD BACK

MODEL	COM	GRADE 1	GRADE 2	GRADE 3	GRADE 4	GRADE 5
250-31	668	714	725	736	747	758

Overall Height: 34" Seat Height: 18" Overall Depth: 20" Overall Width: 17"
 C.O.M.: .5 yd Shipping Weight/Chair: 21# No. Per Carton: 2



250CH-11

BRADY COUNTER STOOL

WOOD SEAT & BACK

MODEL	WOOD
250CH-11	783

FULLY UPHOLSTERED SEAT & WOOD BACK

MODEL	COM	GRADE 1	GRADE 2	GRADE 3	GRADE 4	GRADE 5
250CH-31	761	805	816	827	838	849

Overall Height: 37" Seat Height: 24" Overall Depth: 20" Overall Width: 17"
 C.O.M.: .5 yd Shipping Weight/Chair: 26# No. Per Carton: 1



250BS-11

BRADY BARSTOOL

WOOD SEAT & BACK

MODEL	WOOD
250BS-11	799

FULLY UPHOLSTERED SEAT & WOOD BACK

MODEL	COM	GRADE 1	GRADE 2	GRADE 3	GRADE 4	GRADE 5
250BS-31	780	824	835	846	857	868

Overall Height: 44" Seat Height: 30" Overall Depth: 21.24" Overall Width: 17"
 C.O.M.: .5 yd Shipping Weight/Chair: 27# No. Per Carton: 1



6250CH-10

BRADY BACKLESS COUNTER STOOL

WOOD SEAT

MODEL	WOOD
6250CH-10	602

FULLY UPHOLSTERED SEAT

MODEL	COM	GRADE 1	GRADE 2	GRADE 3	GRADE 4	GRADE 5
6250CH-30	581	626	637	648	659	670

Overall Height: 24" Seat Height: 24" Overall Depth: 16.2" Overall Width: 14"
 C.O.M.: .35 yd Shipping Weight/Chair: 18# No. Per Carton: 1



6250BS-10

BRADY BACKLESS BARSTOOL

WOOD SEAT

MODEL	WOOD
6250BS-10	618

FULLY UPHOLSTERED SEAT

MODEL	COM	GRADE 1	GRADE 2	GRADE 3	GRADE 4	GRADE 5
6250BS-30	597	641	652	663	674	685

Overall Height: 30" Seat Height: 30" Overall Depth: 17" Overall Width: 14"
 C.O.M.: .35 yd Shipping Weight/Chair: 21# No. Per Carton: 1



ABOUT THIS COLLECTION

The Felix Collection includes chairs and barstools, available in either a wood or laminate shell. Designed by John Kaloustian.

STANDARD FEATURES

- Two-piece formed plywood shell
- 14-gauge steel tube frame
- Upholstered options have 1.5" high resilience foam
- Available with wood or laminate shells
- Felix shell grommets are painted to match frame finish
- Nylon glides
- Technical Bulletin CAL 117 fire retardant upholstery materials are standard
- Chairs stack five high

PERSONALIZATION OPTIONS

- The table to the right explains all of the available options for the Felix Collection.
- Special laminate orders under 50 pc. are subject to a one time, \$350 NET set-up fee. For orders over 50 pc., call for quote.
- Cut-out back graphics and laser engraved graphics should not exceed 5" x 5". Minimum orders of 10 or more. Cut-out orders less than 10, call for quote.
- Upholstery options are available in either Fully Upholstered (FU) or Partially Upholstered (PU). Please work with your Account Manager on pricing.

OPTIONS	PAGE	ADD TO LIST PRICE
Reduce Barstool Seat Height to 24"	-	\$10
Premium Metal Glides	-	\$3
Cut-Out Design	12	\$80
Engraved Back	12	\$30/Side

LAMINATE OPTIONS

Laminate shell pricing includes select standard laminates from Formica and Wilsonart, listed on chart directly below. These select standard laminates are readily available and in stock by our supplier.

Formica	Style Number	Wilsonart	Style Number
White	949-58	Beige	1530-60
Antique White	932-58	Black	1595-60
Natural Birch	7481-58	Designer White	D354-60
Fog	961-58	Dove Grey	D92-60
Storm	912-58	Fashion Grey	D381-60
Acajou Mahogany	7008-43	Natural Almond	D30-60
Amber Maple	7012-58	Frosty White	1573-60
Natural Maple	756-58	Grey	1500-60
Natural Oak	346-58	Haze	D97-60
Select Cherry	7759-43	Khaki Brown	D50-60
Wild Cherry	5904-58	Northsea	D90-60
		Pepperdust	D327-60
		Slate Grey	D91-60
		Wallaby	D439-60
		Amber Cherry	7919K-78
		Bannister Oak	7806-60
		Kensington Maple	10776-60
		Manitoba Maple	7911-60
		Natural Pear	7061-60
		Wild Cherry	7054-60

Please note, orders for fewer than 10-like shells will have an \$85.00 set-up charge. We do accept special laminates. If laminates are chosen that are outside our selected standards, please keep these guidelines in mind:

- Pricing and lead times will vary depending on laminate chosen – call for quote
- Laminate needs to be vertical grade
- Sheets available in 5' x 12' size will have the best yield
- Cannot use High Gloss Laminates
- If you choose a patterned laminate, please note that the pattern consistency will vary from shell to shell



FELIX WOOD CHAIR

WOOD							
MODEL	WOOD						
990-11	774						
WOOD – PARTIALLY UPHOLSTERED SEAT							
MODEL	YARDAGE	COM	GRADE 1	GRADE 2	GRADE 3	GRADE 4	GRADE 5
990-21	0.75	860	911	924	936	949	962
WOOD – PARTIALLY UPHOLSTERED SEAT & BACK							
MODEL	YARDAGE	COM	GRADE 1	GRADE 2	GRADE 3	GRADE 4	GRADE 5
990-22	1.25	980	1065	1086	1107	1129	1150

Overall Height: 33" Seat Height: 18" Overall Depth: 20" Overall Width: 20"
 Shipping Weight/Chair: 22# No. Per Carton: 2



FELIX WOOD BARSTOOL

WOOD							
MODEL	WOOD						
990BS-11	861						
WOOD – PARTIALLY UPHOLSTERED SEAT							
MODEL	YARDAGE	COM	GRADE 1	GRADE 2	GRADE 3	GRADE 4	GRADE 5
990BS-21	0.75	947	998	1010	1023	1036	1048
WOOD – PARTIALLY UPHOLSTERED SEAT & BACK							
MODEL	YARDAGE	COM	GRADE 1	GRADE 2	GRADE 3	GRADE 4	GRADE 5
990BS-22	1.25	1066	1151	1172	1193	1214	1236

Overall Height: 45" Seat Height: 30" Overall Depth: 20" Overall Width: 20"
 Shipping Weight/Chair: 30# No. Per Carton: 1



FELIX LAMINATE CHAIR

LAMINATE							
MODEL	LAMINATE						
991-44	879						
LAMINATE – PARTIALLY UPHOLSTERED SEAT							
MODEL	YARDAGE	COM	GRADE 1	GRADE 2	GRADE 3	GRADE 4	GRADE 5
991-54	0.75	963	1014	1027	1039	1052	1065
LAMINATE – PARTIALLY UPHOLSTERED SEAT & BACK							
MODEL	YARDAGE	COM	GRADE 1	GRADE 2	GRADE 3	GRADE 4	GRADE 5
991-22	1.25	1094	1179	1200	1221	1243	1264

Overall Height: 33" Seat Height: 18" Overall Depth: 20" Overall Width: 20"
 Shipping Weight/Chair: 22# No. Per Carton: 2



FELIX LAMINATE BARSTOOL

LAMINATE							
MODEL	LAMINATE						
991BS-44	963						
LAMINATE – PARTIALLY UPHOLSTERED SEAT							
MODEL	YARDAGE	COM	GRADE 1	GRADE 2	GRADE 3	GRADE 4	GRADE 5
991BS-54	0.75	928	979	992	1004	1017	1030
LAMINATE – PARTIALLY UPHOLSTERED SEAT & BACK							
MODEL	YARDAGE	COM	GRADE 1	GRADE 2	GRADE 3	GRADE 4	GRADE 5
991BS-22	1.25	1167	1252	1273	1294	1315	1337

Overall Height: 45" Seat Height: 30" Overall Depth: 22" Overall Width: 20"
 Shipping Weight/Chair: 30# No. Per Carton: 1

FELIX JR. COLLECTION



ABOUT THIS COLLECTION

The Felix Jr. Collection is a slightly smaller, one-piece shell version of the original Felix Collection. Felix Jr. has a steel frame and legs and is available in both wood and laminate shells. The chairs stack five high.

STANDARD FEATURES

- One-piece formed plywood shell
- 14-gauge steel tube frame
- Upholstered options have 1.5" high resilience foam
- Available with wood or laminate shells
- Nylon glides
- Technical Bulletin CAL 117 fire retardant upholstery materials are standard
- Chairs stack five high

PERSONALIZATION OPTIONS

- The table to the right explains all of the available options for the Felix Jr. Collection.
- Special laminate orders under 50 pc. are subject to a one time, \$350 NET set-up fee. For orders over 50 pc., call for quote.
- Call factory for custom cut-outs and custom engraving.

OPTIONS

OPTIONS	PAGE	ADD TO LIST PRICE
Reduce Barstool Seat Height to 24"	-	\$10
Premium Metal Glides	-	\$3
Signature Felix "Smile"	-	\$80
Engraved Back	12	\$30/Side

UPHOLSTERY OPTIONS



20 or 50: Upholstered Seat

LAMINATE OPTIONS

Laminate shell pricing includes select standard laminates from Formica and Wilsonart, listed on chart directly below. These select standard laminates are readily available and in stock by our supplier.

Formica	Style Number	Wilsonart	Style Number
White	949-58	Beige	1530-60
Antique White	932-58	Black	1595-60
Natural Birch	7481-58	Designer White	D354-60
Fog	961-58	Dove Grey	D92-60
Storm	912-58	Fashion Grey	D381-60
Acajou Mahogany	7008-43	Natural Almond	D30-60
Amber Maple	7012-58	Frosty White	1573-60
Natural Maple	756-58	Grey	1500-60
Natural Oak	346-58	Haze	D97-60
Select Cherry	7759-43	Khaki Brown	D50-60
Wild Cherry	5904-58	Northsea	D90-60
		Pepperdust	D327-60
		Slate Grey	D91-60
		Wallaby	D439-60
		Amber Cherry	7919K-78
		Bannister Oak	7806-60
		Kensington Maple	10776-60
		Manitoba Maple	7911-60
		Natural Pear	7061-60
		Wild Cherry	7054-60

Please note, orders for fewer than 10-like shells will have an \$85.00 set-up charge. We do accept special laminates. If laminates are chosen that are outside our selected standards, please keep these guidelines in mind:

- Pricing and lead times will vary depending on laminate chosen – call for quote
- Laminate needs to be vertical grade
- Sheets available in 5' x 12' size will have the best yield
- Cannot use High Gloss Laminates
- If you choose a patterned laminate, please note that the pattern consistency will vary from shell to shell



FELIX JR. CHAIR

WOOD							
MODEL	WOOD						
992-10	577						
WOOD – UPHOLSTERED SEAT							
MODEL	YARDAGE	COM	GRADE 1	GRADE 2	GRADE 3	GRADE 4	GRADE 5
992-20	0.45	715	746	753	761	769	776

Overall Height: 32" Seat Height: 19" Overall Depth: 21" Overall Width: 20"
 Shipping Weight/Chair: 14.5# No. Per Carton: 2



FELIX JR. BARSTOOL

WOOD							
MODEL	WOOD						
992BS-10	653						
WOOD – UPHOLSTERED SEAT							
MODEL	YARDAGE	COM	GRADE 1	GRADE 2	GRADE 3	GRADE 4	GRADE 5
992BS-20	0.45	788	819	826	834	841	849

Overall Height: 44" Seat Height: 30" Overall Depth: 21" Overall Width: 18"
 Shipping Weight/Chair: 18.5# No. Per Carton: 1



FELIX JR. CHAIR

LAMINATE							
MODEL	LAMINATE						
993-40	682						
LAMINATE – UPHOLSTERED SEAT							
MODEL	YARDAGE	COM	GRADE 1	GRADE 2	GRADE 3	GRADE 4	GRADE 5
993-50	0.45	818	849	856	864	871	879

Overall Height: 32" Seat Height: 19" Overall Depth: 21" Overall Width: 20"
 Shipping Weight/Chair: 14.5# No. Per Carton: 2



FELIX JR. BARSTOOL

LAMINATE							
MODEL	LAMINATE						
993BS-40	711						
LAMINATE – UPHOLSTERED SEAT							
MODEL	YARDAGE	COM	GRADE 1	GRADE 2	GRADE 3	GRADE 4	GRADE 5
993BS-50	0.45	847	877	885	893	900	908

Overall Height: 44" Seat Height: 30" Overall Depth: 21" Overall Width: 18"
 Shipping Weight/Chair: 18.5# No. Per Carton: 1



ABOUT THIS COLLECTION

The Ferdinand Collection includes a chair, counter height stool, and a barstool. This seating collection features a tubular steel frame with multiple upholstery options.

STANDARD FEATURES

- 1" tubular steel frame
- Available as all wood or with multiple upholstery variations
- Fully Upholstered seat features 1/2" foam (no wood edge is exposed)
- Fully Upholstered back features 1/2" foam (no wood edge is exposed)
- CAL 117 fire resistant upholstery materials
- Stainless steel footrest protector on counter and barstools
- Polyurethane half dome glides

PERSONALIZATION OPTIONS

- Upholstery options are available.

OPTIONS	PAGE	ADD TO LIST PRICE
Light Distressing on Wood Backs	11	\$18
Heavy Distressing on Wood Backs	11	\$18
Light Distressing on Wood Seats	11	\$18
Heavy Distressing on Wood Seats	11	\$18
CAL 133	11	Call for Quote

UPHOLSTERY OPTIONS



Fully Upholstered Seat and Back



Fully Upholstered Seat and Wood Back



728-33

FERDINAND CHAIR

WOOD SEAT AND BACK

MODEL WOOD

728-11 729

UPHOLSTERED SEAT AND WOOD BACK

MODEL	YARDAGE	COM	GRADE 1	GRADE 2	GRADE 3	GRADE 4	GRADE 5
728-31	0.75	798	849	862	875	887	900

UPHOLSTERED SEAT AND BACK

MODEL	YARDAGE	COM	GRADE 1	GRADE 2	GRADE 3	GRADE 4	GRADE 5
728-33	1.75	936	1054	1084	1114	1144	1173

Overall Height: 30" Overall Depth: 21.5" Overall Width: 20" No. Per Carton: 1

Seat Height: 19"

Shipping Weight/Chair: 728-11 16.4#, 728-33 18.0#



728CH-11

FERDINAND COUNTER STOOL

WOOD SEAT AND BACK

MODEL WOOD

728CH-11 790

UPHOLSTERED SEAT AND WOOD BACK

MODEL	YARDAGE	COM	GRADE 1	GRADE 2	GRADE 3	GRADE 4	GRADE 5
728CH-31	0.75	875	926	939	952	965	977

UPHOLSTERED SEAT AND BACK

MODEL	YARDAGE	COM	GRADE 1	GRADE 2	GRADE 3	GRADE 4	GRADE 5
728CH-33	1.75	998	1117	1147	1177	1206	1236

Overall Height: 32.3" Overall Depth: 20.9" Overall Width: 19" No. Per Carton: 1

Seat Height: 24"

Shipping Weight/Chair: 728CH-11 18.4#, 728CH-33 20.0#



728BS-11

FERDINAND BARSTOOL

WOOD SEAT AND BACK

MODEL WOOD

728BS-11 806

UPHOLSTERED SEAT AND WOOD BACK

MODEL	YARDAGE	COM	GRADE 1	GRADE 2	GRADE 3	GRADE 4	GRADE 5
728BS-31	0.75	860	911	923	936	949	962

UPHOLSTERED SEAT AND BACK

MODEL	YARDAGE	COM	GRADE 1	GRADE 2	GRADE 3	GRADE 4	GRADE 5
728BS-33	1.75	984	1103	1133	1162	1192	1222

Overall Height: 38.25" Overall Depth: 21.8" Overall Width: 19" No. Per Carton: 1

Seat Height: 30"

Shipping Weight/Chair: 728BS-11 19.4#, 728BS-33 21.0#



ABOUT THIS COLLECTION

The Full Hurdle Collection includes a chair, a counter stool, and a barstool. This steel seating collection features steel frame and legs with a formed plywood shell seat.

STANDARD FEATURES

- Steel frame and legs
- Plywood shell
- Available as all wood chair or fully upholstered variation
- Upholstered model features .5" thick foam on seat
- Technical Bulletin CAL 117 fire retardant upholstery
- Stainless steel footrest protector on counter and barstools
- Plastic carpet glides

PERSONALIZATION OPTIONS

- The table to the right explains all of the available options for the Full Hurdle Collection.
- Fabrics must be approved by Grand Rapids Chair Co to ensure it will work with our products properly and meet quality standards.

OPTIONS	PAGE	ADD TO LIST PRICE
CAL 133	11	Call for Quote



332-10

FULL HURDLE CHAIR

WOOD SHELL

MODEL	WOOD
332-10	754

FULLY UPHOLSTERED SHELL

MODEL	YARDAGE	COM	GRADE 1	GRADE 2	GRADE 3	GRADE 4	GRADE 5
332-30	1.25	834	919	940	961	982	1003

Overall Height: 31.28" Overall Depth: 20.5" Overall Width: 20.5" No. Per Carton: 2
 Shell Height: 18" Width Between Arms: 17"
 Shipping Weight/Chair: 23#



332CH-10

FULL HURDLE COUNTER STOOL

WOOD SHELL

MODEL	WOOD
332CH-10	889

FULLY UPHOLSTERED SHELL

MODEL	YARDAGE	COM	GRADE 1	GRADE 2	GRADE 3	GRADE 4	GRADE 5
332CH-30	1.25	968	1053	1074	1096	1117	1138

Overall Height: 38.28" Overall Depth: 20.5" Overall Width: 20.7" No. Per Carton: 1
 Shell Height: 24" Width Between Arms: 17"
 Shipping Weight/Chair: 22#



332BS-10

FULL HURDLE BARSTOOL

WOOD SHELL

MODEL	WOOD
332BS-10	905

FULLY UPHOLSTERED SHELL

MODEL	YARDAGE	COM	GRADE 1	GRADE 2	GRADE 3	GRADE 4	GRADE 5
332BS-30	1.25	985	1070	1091	1112	1133	1154

Overall Height: 44.28" Overall Depth: 20.5" Overall Width: 20.7" No. Per Carton: 1
 Shell Height: 30" Width Between Arms: 17"
 Shipping Weight/Chair: 24#



ABOUT THIS COLLECTION

The Harper Collection includes a chair, counter height stool, barstool, and a lounge. Harper features multiple types of bases including an X-base, four-leg base and an A-frame stacker. This collection also features partially upholstered or fully wrapped upholstery, on either wood or laminate shells.

STANDARD FEATURES

- Steel tube frame
- Available in wood or laminate shells
- Technical Bulletin CAL 117 fire retardant upholstery materials
- Upholstered models feature 1/2" thick foam
- 272 models stack four high
- Premium plastic glides used on models 271, 272, 271CH, and 271BS
- Standard Nylon sled glides used on models 270, 273, 270CH, and 270BS

PERSONALIZATION OPTIONS

- The table to the right explains all of the available options for the Harper Collection.
- Textured finishes are not suggested for stacking chairs.
- Cut-out back graphics and laser engraved graphics should not exceed 6" x 6". Minimum quantity required of 10 units.
- Call for extended lead time on fully upholstered Harper models if order quantity is over 20 pcs. Options are available to offer Fully Upholstered (FU) or Partially Upholstered (PU). Please work with your Account Manager on pricing.
- Fabrics must be approved by Grand Rapids Chair Co to ensure it will work with our products properly and meet quality standards.

OPTIONS

OPTIONS	PAGE	ADD TO LIST PRICE
CAL 133	11	Call for Quote
Cut-Out Design	12	\$80
Engraved Back	12	\$30/Side

UPHOLSTERY OPTIONS



20 or 50 Partially Upholstered



30 Fully Upholstered

LAMINATE OPTIONS

Laminate shell pricing includes select standard laminates from Formica and Wilsonart, listed on chart directly below. These select standard laminates are readily available and in stock by our supplier.

Formica	Style Number	Wilsonart	Style Number
White	949-58	Beige	1530-60
Antique White	932-58	Black	1595-60
Natural Birch	7481-58	Designer White	D354-60
Fog	961-58	Dove Grey	D92-60
Storm	912-58	Fashion Grey	D381-60
Acajou Mahogany	7008-43	Natural Almond	D30-60
Amber Maple	7012-58	Frosty White	1573-60
Natural Maple	756-58	Grey	1500-60
Natural Oak	346-58	Haze	D97-60
Select Cherry	7759-43	Khaki Brown	D50-60
Wild Cherry	5904-58	Northsea	D90-60
		Pepperdust	D327-60
		Slate Grey	D91-60
		Wallaby	D439-60
		Amber Cherry	7919K-78
		Bannister Oak	7806-60
		Kensington Maple	10776-60
		Manitoba Maple	7911-60
		Natural Pear	7061-60
		Wild Cherry	7054-60

Please note, orders for fewer than 10-like shells will have an \$85.00 set-up charge. We do accept special laminates. If laminates are chosen that are outside our selected standards, please keep these guidelines in mind:

- Pricing and lead times will vary depending on laminate chosen – call for quote
- Laminate needs to be vertical grade
- Sheets available in 5' x 12' size will have the best yield
- Cannot use High Gloss Laminates
- If you choose a patterned laminate, please note that the pattern consistency will vary from shell to shell



270

HARPER CHAIR — X-BASE

WOOD							
MODEL	WOOD						
270-10	839						
WOOD – PARTIALLY UPHOLSTERED							
MODEL	YARDAGE	COM	GRADE 1	GRADE 2	GRADE 3	GRADE 4	GRADE 5
270-20	0.4	912	939	946	953	960	966
FULLY UPHOLSTERED							
MODEL	YARDAGE	COM	GRADE 1	GRADE 2	GRADE 3	GRADE 4	GRADE 5
270-30	1.0	1129	1197	1214	1231	1248	1265
LAMINATE							
MODEL	LAMINATE						
270-40	927						
LAMINATE – PARTIALLY UPHOLSTERED							
MODEL	YARDAGE	COM	GRADE 1	GRADE 2	GRADE 3	GRADE 4	GRADE 5
270-50	0.4	1000	1027	1034	1041	1048	1054

Overall Height: 31.52" Overall Depth: 20.38" Overall Width: 17.33" No. Per Carton: 2
 Seat Height: 270-10 18.8", 270-20 19.5", 270-30 19.5", 270-40 18.8", 270-50 19.5"
 Shipping Weight/Chair: 270-10 32.64#, 270-20 35.4#, 270-30 37#, 270-40 32.64#, 270-50 35.4#



270CH

HARPER COUNTER HEIGHT STOOL — X-BASE

WOOD							
MODEL	WOOD						
270CH-10	834						
WOOD – PARTIALLY UPHOLSTERED							
MODEL	YARDAGE	COM	GRADE 1	GRADE 2	GRADE 3	GRADE 4	GRADE 5
270CH-20	0.4	906	933	940	947	954	960
FULLY UPHOLSTERED							
MODEL	YARDAGE	COM	GRADE 1	GRADE 2	GRADE 3	GRADE 4	GRADE 5
270CH-30	0.8	1124	1178	1192	1205	1219	1233
LAMINATE							
MODEL	LAMINATE						
270CH-40	923						
LAMINATE – PARTIALLY UPHOLSTERED							
MODEL	YARDAGE	COM	GRADE 1	GRADE 2	GRADE 3	GRADE 4	GRADE 5
270CH-50	0.4	1009	1036	1043	1050	1057	1063

Overall Height: 33.21" Overall Depth: 17.88" Overall Width: 16.07" No. Per Carton: 1
 Seat Height: 270CH-10 25.98", 270CH-20 26.62", 270CH-30 26.62", 270CH-40 25.89", 270CH-50 26.62"
 Shipping Weight/Chair: 270CH-10 18.4#, 270CH-20 19.35#, 270CH-30 20#, 270CH-40 18.4#, 270CH-50 19.35#



270BS

HARPER BAR HEIGHT STOOL — X-BASE

WOOD							
MODEL	WOOD						
270BS-10	848						
WOOD – PARTIALLY UPHOLSTERED							
MODEL	YARDAGE	COM	GRADE 1	GRADE 2	GRADE 3	GRADE 4	GRADE 5
270BS-20	0.4	922	949	956	963	970	976
FULLY UPHOLSTERED							
MODEL	YARDAGE	COM	GRADE 1	GRADE 2	GRADE 3	GRADE 4	GRADE 5
270BS-30	0.8	1137	1191	1205	1218	1232	1246
LAMINATE							
MODEL	LAMINATE						
270BS-40	937						
LAMINATE – PARTIALLY UPHOLSTERED							
MODEL	YARDAGE	COM	GRADE 1	GRADE 2	GRADE 3	GRADE 4	GRADE 5
270BS-50	0.4	1009	1036	1043	1050	1057	1063

Overall Height: 34.9" Overall Depth: 16.8" Overall Width: 16.02" No. Per Carton: 1

Seat Height: 270BS-10 30.2", 270BS-20 31.13", 270BS-30 31.13", 270BS-40 30.47", 270BS-50 31.13"

Shipping Weight/Chair: 270BS-10 18.22#, 270BS-20 20.58#, 270BS-30 21.5#, 270BS-40 18.22#, 270BS-50 20.58#



271

HARPER CHAIR — 4-LEG

WOOD							
MODEL	WOOD						
271-10	767						
WOOD – PARTIALLY UPHOLSTERED							
MODEL	YARDAGE	COM	GRADE 1	GRADE 2	GRADE 3	GRADE 4	GRADE 5
271-20	0.4	839	866	873	880	887	893
FULLY UPHOLSTERED							
MODEL	YARDAGE	COM	GRADE 1	GRADE 2	GRADE 3	GRADE 4	GRADE 5
271-30	1.0	1057	1125	1142	1159	1176	1193
LAMINATE							
MODEL	LAMINATE						
271-40	855						
LAMINATE – PARTIALLY UPHOLSTERED							
MODEL	YARDAGE	COM	GRADE 1	GRADE 2	GRADE 3	GRADE 4	GRADE 5
271-50	0.4	927	954	961	968	975	981

Overall Height: 31.82" Overall Depth: 20.38" Overall Width: 17.29" No. Per Carton: 2

Seat Height: 271-10 19.09", 271-20 19.66", 271-30 19.66", 271-40 19.09", 271-50 19.66"

Shipping Weight/Chair: 271-10 31.58#, 271-20 34.14#, 271-30 36#, 271-40 31.58#, 271-50 34.14#



271CH

HARPER COUNTER HEIGHT STOOL — 4-LEG

WOOD							
MODEL	WOOD						
271CH-10	762						
WOOD – PARTIALLY UPHOLSTERED							
MODEL	YARDAGE	COM	GRADE 1	GRADE 2	GRADE 3	GRADE 4	GRADE 5
271CH-20	0.4	834	861	868	875	882	888
FULLY UPHOLSTERED							
MODEL	YARDAGE	COM	GRADE 1	GRADE 2	GRADE 3	GRADE 4	GRADE 5
271CH-30	0.8	1052	1106	1120	1133	1147	1161
LAMINATE							
MODEL	LAMINATE						
271CH-40	848						
LAMINATE – PARTIALLY UPHOLSTERED							
MODEL	YARDAGE	COM	GRADE 1	GRADE 2	GRADE 3	GRADE 4	GRADE 5
271CH-50	0.4	921	948	955	962	969	975

Overall Height: 33.45" Overall Depth: 17.27" Overall Width: 16.2" No. Per Carton: 1
 Seat Height: 271CH-10 26.12", 271CH-20 26.81", 271CH-30 26.81", 271CH-40 26.12", 271CH-50 26.81"
 Shipping Weight/Chair: 271CH-10 19.46#, 271CH-20 20.3#, 271CH-30 21#, 271CH-40 19.46#, 271CH-50 20.3#



271BS

HARPER BAR HEIGHT STOOL — 4-LEG

WOOD							
MODEL	WOOD						
271BS-10	775						
WOOD – PARTIALLY UPHOLSTERED							
MODEL	YARDAGE	COM	GRADE 1	GRADE 2	GRADE 3	GRADE 4	GRADE 5
271BS-20	0.4	848	875	882	889	896	902
FULLY UPHOLSTERED							
MODEL	YARDAGE	COM	GRADE 1	GRADE 2	GRADE 3	GRADE 4	GRADE 5
271BS-30	0.8	1067	1121	1135	1148	1162	1176
LAMINATE							
MODEL	LAMINATE						
271BS-40	865						
LAMINATE – PARTIALLY UPHOLSTERED							
MODEL	YARDAGE	COM	GRADE 1	GRADE 2	GRADE 3	GRADE 4	GRADE 5
271BS-50	0.4	937	964	971	978	985	991

Overall Height: 34.12" Overall Depth: 16.24" Overall Width: 16.52" No. Per Carton: 1
 Seat Height: 271BS-10 30.63", 271BS-20 31.11", 271BS-30 31.11", 271BS-40 30.63", 271BS-50 31.11"
 Shipping Weight/Chair: 271BS-10 18.77#, 271BS-20 20.96#, 271BS-30 21.5#, 271BS-40 18.77#, 271BS-50 20.96#



272

HARPER CHAIR — STACKER

WOOD							
MODEL	WOOD						
272-10	754						
WOOD – PARTIALLY UPHOLSTERED							
MODEL	YARDAGE	COM	GRADE 1	GRADE 2	GRADE 3	GRADE 4	GRADE 5
272-20	0.4	825	852	859	866	873	879
FULLY UPHOLSTERED							
MODEL	YARDAGE	COM	GRADE 1	GRADE 2	GRADE 3	GRADE 4	GRADE 5
272-30	1.0	1044	1112	1129	1146	1163	1180
LAMINATE							
MODEL	LAMINATE						
272-40	841						
LAMINATE – PARTIALLY UPHOLSTERED							
MODEL	YARDAGE	COM	GRADE 1	GRADE 2	GRADE 3	GRADE 4	GRADE 5
272-50	0.4	913	940	947	954	961	967

Overall Height: 31.69" Overall Depth: 20.36" Overall Width: 22.38" No. Per Carton: 2

Seat Height: 272-10 18.84", 272-20 19.6", 272-30 19.6", 272-40 18.84", 272-50 19.6"

Shipping Weight/Chair: 272-10 36#, 272-20 38.48#, 272-30 40#, 272-40 36#, 272-50 38.48#



273

HARPER LOUNGE CHAIR

WOOD							
MODEL	WOOD						
273-10	985						
WOOD – PARTIALLY UPHOLSTERED							
MODEL	YARDAGE	COM	GRADE 1	GRADE 2	GRADE 3	GRADE 4	GRADE 5
273-20	0.5	1165	1199	1207	1216	1224	1233
FULLY UPHOLSTERED							
MODEL	YARDAGE	COM	GRADE 1	GRADE 2	GRADE 3	GRADE 4	GRADE 5
273-30	2.3	1344	1500	1539	1578	1617	1656
LAMINATE							
MODEL	LAMINATE						
273-40	1072						
LAMINATE – PARTIALLY UPHOLSTERED							
MODEL	YARDAGE	COM	GRADE 1	GRADE 2	GRADE 3	GRADE 4	GRADE 5
273-50	0.5	1141	1175	1183	1192	1200	1209

Overall Height: 31.32" Overall Depth: 27.35" Overall Width: 25.58" No. Per Carton: 1

Seat Height: 273-10 15.62", 273-20 17", 273-30 17", 273-40 15.62", 273-50 17"

Shipping Weight/Chair: 273-10 23.22#, 273-20 25.77#, 273-30 26.5#, 273-40 23.22#, 273-50 25.77#



ABOUT THIS COLLECTION

The Hula Collection features an outdoor chair, counter stool, and barstool.

STANDARD FEATURES

- 5/8" round, 12-gauge steel tube frame
- Power coated perforated steel seat and back
- Plastic glides
- Chair stacks 4 high

PERSONALIZATION OPTIONS

- High gloss and low gloss clear coat not available on Hula Seating Collection.



845-66

HULA CHAIR

MODEL	\$LIST PRICE
-------	--------------

845-66	546
--------	-----

Overall Height: 28.5" Seat Height: 18" Overall Depth: 20.9" Overall Width: 20.3"
Shipping Weight/Chair: 18.4# No. Per Carton: 4



845CH-66

HULA COUNTER STOOL

MODEL	\$LIST PRICE
-------	--------------

845CH-66	751
----------	-----

Overall Height: 35" Seat Height: 24" Overall Depth: 20.2" Overall Width: 19.3"
Shipping Weight/Chair: 20# No. Per Carton: 1



845BS-66

HULA BARSTOOL

MODEL	\$LIST PRICE
-------	--------------

845BS-66	741
----------	-----

Overall Height: 41" Seat Height: 30" Overall Depth: 20.2" Overall Width: 19.3"
Shipping Weight/Chair: 24# No. Per Carton: 1



ABOUT THIS COLLECTION

The Hurdle Collection includes a chair, a dining-height stool, a counter height stool and barstool. Designed by Dowel Jones.

STANDARD FEATURES

- 7/8" round tube, 14-gauge steel frame
- Flat seat made of 1" solid wood
- Species: White Oak in natural finish (other finishes not available)
- Plastic glides

PERSONALIZATION OPTIONS

- The table to the right explains all of the available options for the Hurdle Collection.



330

HURDLE STOOL

MODEL	WOOD
330-10	515

Overall Height: 18.5" Seat Height: 18.5" Overall Depth: 15" Overall Width: 17"
 Shipping Weight/Chair: 13# No. Per Carton: 2



330CH

HURDLE COUNTER STOOL

MODEL	WOOD
330CH-10	704

Overall Height: 24" Seat Height: 24" Overall Depth: 15" Overall Width: 17"
 Shipping Weight/Chair: 17# No. Per Carton: 1



330BS

HURDLE BARSTOOL

MODEL	WOOD
330BS-10	694

Overall Height: 30" Seat Height: 30" Overall Depth: 17.5" Overall Width: 17"
 Shipping Weight/Chair: 18# No. Per Carton: 1



331

HALF HURDLE CHAIR

MODEL	WOOD
331-10	547

Overall Height: 22.25" Seat Height: 18" Overall Depth: 20.5" Overall Width: 20.5"
 Shipping Weight/Chair: 23.5# No. Per Carton: 1



331CH

HALF HURDLE COUNTER STOOL

MODEL	WOOD
331CH-10	779

Overall Height: 28.3" Seat Height: 24" Overall Depth: 20.5" Overall Width: 20.7"
 Shipping Weight/Chair: 20.3# No. Per Carton: 1



331BS

HALF HURDLE BARSTOOL

MODEL	WOOD
331BS-10	744

Overall Height: 34.3" Seat Height: 30" Overall Depth: 20.5" Overall Width: 20.7"
 Shipping Weight/Chair: 22.3# No. Per Carton: 1



ABOUT THIS COLLECTION

The Ladder Back Collection includes chairs, barstools, and swivel barstools.

STANDARD FEATURES

- 1.25" round metal tube
- Upholstered or wood seats available
- Wood seats made of 1" saddled ply
- Upholstered models features 2" of high resilience foam
- Technical Bulletin CAL 117 fire retardant upholstery materials
- Nylon glides

PERSONALIZATION OPTIONS

- The table to the right explains all of the available options for the Ladder Back Collection.

OPTIONS	PAGE	ADD TO LIST PRICE
Webbed Seat Construction	11	\$8
Reduce Barstool Seat Height to 24"	-	\$10
CAL 133	11	Call for Quote
Swivel Barstool Seat Height Available Up to 36" High	-	\$80
Premium Metal Glides	-	\$3
Light Distressing on Wood Seats	11	\$18
Heavy Distressing on Wood Seats	11	\$18



105

LADDER BACK CHAIR

WOOD SEAT & STEEL BACK

MODEL WOOD

105-16 457

FULLY UPHOLSTERED SEAT & STEEL BACK

MODEL	YARDAGE	COM	GRADE 1	GRADE 2	GRADE 3	GRADE 4	GRADE 5
-------	---------	-----	---------	---------	---------	---------	---------

105-36	0.45	399	430	437	445	452	460
--------	------	-----	-----	-----	-----	-----	-----

Overall Height: 31.75" Seat Height: 17.75" Overall Depth: 19.25" Overall Width: 16.25"

C.O.M.: .45 yd Shipping Weight/Chair: 24# No. Per Carton: 2



105BS

LADDER BACK BARSTOOL

WOOD SEAT & STEEL BACK

MODEL WOOD

105BS-16 582

FULLY UPHOLSTERED SEAT & STEEL BACK

MODEL	YARDAGE	COM	GRADE 1	GRADE 2	GRADE 3	GRADE 4	GRADE 5
-------	---------	-----	---------	---------	---------	---------	---------

105BS-36	0.45	522	553	560	568	575	583
----------	------	-----	-----	-----	-----	-----	-----

Overall Height: 44" Seat Height: 29.75" Overall Depth: 18.75" Overall Width: 16.25"

C.O.M.: .45 yd Shipping Weight/Chair: 30# No. Per Carton: 1



6105BS

LADDER BACK SWIVEL BARSTOOL

WOOD SEAT & STEEL BACK

MODEL WOOD

6105BS-16 811

FULLY UPHOLSTERED SEAT & STEEL BACK

MODEL	YARDAGE	COM	GRADE 1	GRADE 2	GRADE 3	GRADE 4	GRADE 5
-------	---------	-----	---------	---------	---------	---------	---------

6105BS-36	0.45	749	780	787	795	802	810
-----------	------	-----	-----	-----	-----	-----	-----

Overall Height: 45" Seat Height: 28.5" Overall Depth: 20" Overall Width: 16.25"

C.O.M.: .45 yd Shipping Weight/Chair: 46# No. Per Carton: 1



ABOUT THIS COLLECTION

The Leo Chair is made with steel tubing, featuring a slightly arched steel back, legs, and frame.

STANDARD FEATURES

- Steel dowel legs
- Armless
- Wood or upholstered seat available
- Metal glide

PERSONALIZATION OPTIONS

- The table to the right explains all of the available options for the Leo Collection.

OPTIONS	PAGE	ADD TO LIST PRICE
CAL 133	11	Call for Quote



725

LEO CHAIR

MODEL	WOOD	COM	GRADE 1	GRADE 2	GRADE 3	GRADE 4	GRADE 5
725	724	776	844	861	878	895	912

Overall Height: 32" Seat Height: 18" Overall Depth: 20" Overall Width: 21"

C.O.M.: 1.0 yd Shipping Weight/Chair: 15# No. Per Carton: 2



ABOUT THIS COLLECTION

The Mama Melissa 571 Collection includes chairs, barstools, swivel barstools, and fixed seating that are slightly larger than our original Melissa Anne Collection.

STANDARD FEATURES

- Ladder back design
- 1.25" metal square tube frame
- Available with wood or upholstered seat
- Wood seats made of 1" saddled ply
- Upholstered models feature 2" high resilience foam
- Nylon glides
- Technical Bulletin CAL 117 fire retardant upholstery materials are standard

PERSONALIZATION OPTIONS

- The table to the right explains all of the available options for the Mama Melissa 571 Collection.
- Please note for counter seat, model numbers with 3000 denote core-drilled mounts and model numbers with 4000 denote bolt-down mounts. Floor-mounting hardware and installation instructions are not included.
- Series 3000/4000 comes with 120 degree return swivel.
- Core Drill Base – Base is inserted into a hole and cemented or grouted in permanently. Please consult your architect or general contractor about installation.
- Bolt Down Base – Base is secured to the floor with bolts (not included). Please consult your architect or general contractor about installation.

OPTIONS

OPTIONS	PAGE	ADD TO LIST PRICE
Webbed Seat Construction	11	\$8
CAL 133	11	Call for Quote
Premium Metal Glides	-	\$3
Reduce Barstool Seat Height to 24"	-	\$10
Light Distressing on Wood Seats	11	\$18
Heavy Distressing on Wood Seats	11	\$18
Fixed Seating 19" Diameter Foot Ring on Counter Height Seat	-	\$65
Fixed Seating 19" Diameter Foot Ring on Bar Height Seat	-	\$65



571

MAMA MELISSA CHAIR

MODEL	WOOD	COM	GRADE 1	GRADE 2	GRADE 3	GRADE 4	GRADE 5
571	519	457	505	516	528	540	552

Overall Height: 36" Seat Height: 19" Overall Depth: 22" Overall Width: 19"

C.O.M.: .7 yd Shipping Weight/Chair: 30# No. Per Carton: 2



571BS

MAMA MELISSA BARSTOOL

MODEL	WOOD	COM	GRADE 1	GRADE 2	GRADE 3	GRADE 4	GRADE 5
571BS	648	590	638	649	661	673	685

Overall Height: 46.5" Seat Height: 30" Overall Depth: 20.25" Overall Width: 19.25"

C.O.M.: .7 yd Shipping Weight/Chair: 35# No. Per Carton: 1



ABOUT THIS COLLECTION

The Mama Melissa 574 Collection includes chairs, barstools, and swivel barstools that are slightly larger than our original Melissa Anne Collection.

STANDARD FEATURES

- Wood back design with space for custom engraving or cut-out available
- Upholstered back design also available
- 1.25" metal square tube frame
- Available with wood or upholstered seat
- Wood seats made of 1" saddled ply
- Upholstered models feature 2" high resilience foam
- Nylon glides
- Technical Bulletin CAL 117 fire retardant upholstery materials are standard

PERSONALIZATION OPTIONS

- The table to the right explains all of the available options for the Mama Melissa 574 Collection.
- Cut-out back graphics and laser engraved graphics should not exceed 6" x 6". Minimum quantity required of 10 units.

OPTIONS	PAGE	ADD TO LIST PRICE
Webbed Seat Construction	11	\$8
CAL 133	11	Call for Quote
Premium Metal Glides	-	\$3
Cut-Out Design	12	\$80
Engraved Back	12	\$30/Side
Reduce Barstool Seat Height to 24"	-	\$10
Light Distressing on Wood Seats	11	\$18
Heavy Distressing on Wood Seats	11	\$18
Light Distressing on Wood Backs	11	\$18
Heavy Distressing on Wood Backs	11	\$18



574

MAMA MELISSA CHAIR

MODEL	WOOD	COM	GRADE 1	GRADE 2	GRADE 3	GRADE 4	GRADE 5
574	596	538	586	597	609	621	633

Overall Height: 36" Seat Height: 19" Overall Depth: 22" Overall Width: 19"

C.O.M.: .7 yd Shipping Weight/Chair: 30# No. Per Carton: 2



574BS

MAMA MELISSA BARSTOOL

MODEL	WOOD	COM	GRADE 1	GRADE 2	GRADE 3	GRADE 4	GRADE 5
574BS	752	696	744	755	767	779	791

Overall Height: 46.5" Seat Height: 30" Overall Depth: 20.25" Overall Width: 19.25"

C.O.M.: .7 yd Shipping Weight/Chair: 35# No. Per Carton: 1



ABOUT THIS COLLECTION

The Melissa Anne 501 Collection includes chairs, barstools, swivel barstools, and fixed seating.

STANDARD FEATURES

- Ladder back design
- 1.25" metal square tube frame
- Available with wood or upholstered seat
- Wood seats made of 1" saddled ply
- Upholstered models feature 2" high resilience foam
- Nylon glides
- Technical Bulletin CAL 117 fire retardant upholstery material

PERSONALIZATION OPTIONS

- The table to the right explains all of the available options for the Melissa Anne 501 Collection.
- Please note for counter seat, model numbers with 3000 denote core-drilled mounts and model numbers with 4000 denote bolt-down mounts.
- Consult with your architect or general contractor for proper installation of bolt-down and core-drilled models, attachment varies by floor construction. Floor-mounting hardware and installation instructions are not included.

OPTIONS	PAGE	ADD TO LIST PRICE
Webbed Upholstery Seat	11	\$8
CAL 133	11	Call for Quote
Premium Metal Glides	-	\$3
Reduce Barstool Seat Height to 24"	-	\$10
Light Distressing on Wood Seats	11	\$18
Heavy Distressing on Wood Seats	11	\$18
Nailhead Cobbler Seat	11	\$40
Fixed Seating 19" Diameter Foot Ring on Counter Height Seat	-	\$65
Fixed Seating 19" Diameter Foot Ring on Bar Height Seat	-	\$65



501

MELISSA ANNE CHAIR

MODEL	WOOD	COM	GRADE 1	GRADE 2	GRADE 3	GRADE 4	GRADE 5
501	426	365	396	403	411	418	426

Overall Height: 32.5" Seat Height: 18" Overall Depth: 19" Overall Width: 17"
 C.O.M.: .45 yd Shipping Weight/Chair: 26# No. Per Carton: 2



501BS

MELISSA ANNE BARSTOOL

MODEL	WOOD	COM	GRADE 1	GRADE 2	GRADE 3	GRADE 4	GRADE 5
501BS	551	491	522	529	537	544	552

Overall Height: 42.5" Seat Height: 30" Overall Depth: 19" Overall Width: 17"
 C.O.M.: .45 yd Shipping Weight/Chair: 35# No. Per Carton: 1



6501BS

MELISSA ANNE SWIVEL BARSTOOL

MODEL	WOOD	COM	GRADE 1	GRADE 2	GRADE 3	GRADE 4	GRADE 5
6501BS	758	699	730	737	745	752	760

Overall Height: 45" Seat Height: 29.5" Overall Depth: 19" Overall Width: 17"
 C.O.M.: .45 yd Shipping Weight/Chair: 46# No. Per Carton: 1



501CS-3000 Core-drilled/
501CS-4000 Bolt-down

MELISSA ANNE CHAIR CHAIR HEIGHT FIXED SEATING

MODEL	WOOD	COM	GRADE 1	GRADE 2	GRADE 3	GRADE 4	GRADE 5
501CS-3000	852	785	816	823	831	838	846
501CS-4000	852	785	816	823	831	838	846

Overall Height: 36" Seat Height: 18" Overall Depth: 19" Overall Width: 17"
 C.O.M.: .45 yd Shipping Weight/Chair: 25# No. Per Carton: 2



501CS-3001 Core-drilled/
501CS-4001 Bolt-down

MELISSA ANNE CHAIR COUNTER HEIGHT FIXED SEATING

MODEL	WOOD	COM	GRADE 1	GRADE 2	GRADE 3	GRADE 4	GRADE 5
501CS-3001	876	810	841	848	856	863	871
501CS-4001	876	810	841	848	856	863	871

Overall Height: 40" Seat Height: 25" Overall Depth: 19" Overall Width: 17"
 C.O.M.: .45 yd Shipping Weight/Chair: 28# No. Per Carton: 2



501CS-3002 Core-drilled/
501CS-4002 Bolt-down

MELISSA ANNE CHAIR BAR HEIGHT FIXED SEATING

MODEL	WOOD	COM	GRADE 1	GRADE 2	GRADE 3	GRADE 4	GRADE 5
501CS-3002	883	840	871	878	886	893	901
501CS-4002	883	840	871	878	886	893	901

Overall Height: 46.5" Seat Height: 30" Overall Depth: 19" Overall Width: 17"
 C.O.M.: .7 yd Shipping Weight/Chair: 29# No. Per Carton: 2



ABOUT THIS COLLECTION

The Melissa Anne 504 Collection includes chairs, barstools, and swivel barstools.

STANDARD FEATURES

- Wood back design with space for custom engraving or cut-out available
- 1.25" metal square tube frame
- Available with wood or upholstered seat
- Wood seats made of 1" saddled ply
- Upholstered models feature 2" high resilience foam
- Nylon glides
- Technical Bulletin CAL 117 fire retardant upholstery material

PERSONALIZATION OPTIONS

- The table to the right explains all of the available options for the Melissa Anne 504 Collection.
- Cut-out back graphics and laser engraved graphics should not exceed 6" x 6". Minimum quantity required of 10 units.
- Consult with your architect or general contractor for proper installation of bolt-down and core-drilled models, attachment varies by floor construction. Floor-mounting hardware and installation instructions are not included.

OPTIONS	PAGE	ADD TO LIST PRICE
Webbed Seat Construction	11	\$8
CAL 133	11	Call for Quote
Premium Metal Glides	-	\$3
Cut-Out Design	12	\$80
Engraved Back	12	\$30/Side
Reduce Barstool Seat Height to 24"	-	\$10
Light Distressing on Wood Backs	11	\$18
Heavy Distressing on Wood Backs	11	\$18
Light Distressing on Wood Seats	11	\$18
Heavy Distressing on Wood Seats	11	\$18
Nailhead Cobbler Seat	11	\$40



504

MELISSA ANNE CHAIR

MODEL	WOOD	COM	GRADE 1	GRADE 2	GRADE 3	GRADE 4	GRADE 5
504	489	429	460	467	475	482	490

Overall Height: 32.5" Seat Height: 18" Overall Depth: 19" Overall Width: 17"
 C.O.M.: .45 yd Shipping Weight/Chair: 26# No. Per Carton: 2



504BS

MELISSA ANNE BARSTOOL

MODEL	WOOD	COM	GRADE 1	GRADE 2	GRADE 3	GRADE 4	GRADE 5
504BS	602	542	573	580	588	595	603

Overall Height: 42.5" Seat Height: 30" Overall Depth: 19" Overall Width: 17"
 C.O.M.: .45 yd Shipping Weight/Chair: 35# No. Per Carton: 1



6504BS

MELISSA ANNE SWIVEL BARSTOOL

MODEL	WOOD	COM	GRADE 1	GRADE 2	GRADE 3	GRADE 4	GRADE 5
6504BS	802	743	774	781	789	796	804

Overall Height: 45" Seat Height: 29.5" Overall Depth: 19" Overall Width: 17"
 C.O.M.: .45 yd Shipping Weight/Chair: 46# No. Per Carton: 1



ABOUT THIS COLLECTION

The Mia Collection includes chair height, counter height and bar height upholstered stools available in freestanding, bolt-down, or core-drilled variations.

STANDARD FEATURES

- Webbed seat construction
- 2" of high resilience foam on all models
- 3" round metal column with 1/4" steel base
- Felt glides
- Technical Bulletin CAL 117 fire retardant upholstery materials
- Foot ring standard on counter and bar height models

PERSONALIZATION OPTIONS

- The table to the right explains all of the available options for the Mia Collection.
- A fabric width less than 54" will require either an additional vertical seam or a "railroaded" application of the material. Thread color will be chosen by the factory to match the upholstery as closely as possible, unless otherwise specified. Choose between white, black, beige, dark grey, or beaver.
- Foot ring standard on counter and bar height models. Subtract \$65 list for products without foot rings.
- Consult with your architect or general contractor for proper installation of bolt-down and core-drilled models, attachment varies by floor construction. Floor-mounting hardware and installation instructions are not included.

OPTIONS	PAGE	ADD TO LIST PRICE
CAL 133	11	Call for Quote
Add Premium Adjustable Glides	-	\$30



1500 Free Standing/
1501 Bolt-down/
1502 Core-drilled

MIA CHAIR HEIGHT BARSTOOL

MODEL	COM	GRADE 1	GRADE 2	GRADE 3	GRADE 4	GRADE 5
1500	865	950	971	992	1014	1035
1501	865	950	971	992	1014	1035
1502	865	950	971	992	1014	1035

Overall Height: 20" Seat Height: 20" Overall Depth: 18" Overall Width: 18"
C.O.M.: 1.25 yd Shipping Weight/Chair: 26# No. Per Carton: 1



1500CH-FR Free Standing/
1501CH-FR Bolt-down/
1502CH-FR Core-drilled

MIA COUNTER HEIGHT BARSTOOL

MODEL	COM	GRADE 1	GRADE 2	GRADE 3	GRADE 4	GRADE 5
1500CH-FR	1109	1194	1215	1236	1258	1279
1501CH-FR	1109	1194	1215	1236	1258	1279
1502CH-FR	1109	1194	1215	1236	1258	1279

Overall Height: 25" Seat Height: 25" Overall Depth: 19" Overall Width: 19"
C.O.M.: 1.25 yd Shipping Weight/Chair: 26# No. Per Carton: 1



1500BS-FR Free Standing/
1501BS-FR Bolt-down/
1502BS-FR Core-drilled

MIA BAR HEIGHT BARSTOOL

MODEL	COM	GRADE 1	GRADE 2	GRADE 3	GRADE 4	GRADE 5
1500BS-FR	1148	1233	1254	1275	1297	1318
1501BS-FR	1148	1233	1254	1275	1297	1318
1502BS-FR	1148	1233	1254	1275	1297	1318

Overall Height: 30" Seat Height: 30" Overall Depth: 19" Overall Width: 19"
C.O.M.: 1.25 yd Shipping Weight/Chair: 26# No. Per Carton: 1



ABOUT THIS COLLECTION

The Opla Collection features an outdoor chair, armchair, and barstool.

STANDARD FEATURES

- 5/8" round, 12-gauge steel tube frame
- Powder coated steel wire mesh seat and back
- Plastic glides
- Removable Opla Seat Pad uses a Velcro strap to attach to seat
- Anti-Theft Opla Seat Pad uses a Velcro strap and plastic security tie with D-ring to attach to seat
- Both seat pad options feature 1" thick foam on seat
- Counter and barstool heights include an aluminum cover on footrest

PERSONALIZATION OPTIONS

- High gloss and low gloss clear coat not available on Opla Seating Collection.



843

OPLA CHAIR

MODEL	\$LIST PRICE
843	626

Overall Height: 28.5" Seat Height: 18.63" Overall Depth: 23" Overall Width: 18.5"
 Shipping Weight/Chair: 22# No. Per Carton: 2



843A

OPLA ARMCHAIR

MODEL	\$LIST PRICE
843A	691

Overall Height: 28.5" Seat Height: 18.63" Overall Depth: 23" Overall Width: 23.5"
 Shipping Weight/Chair: 22# No. Per Carton: 2



840CH

OPLA COUNTER HEIGHT BARSTOOL

MODEL	\$LIST PRICE
840CH	834

Overall Height: 39" Seat Height: 24" Overall Depth: 22.5" Overall Width: 20.5"
 Shipping Weight/Chair: 21.5# No. Per Carton: 1



840BS

OPLA BARSTOOL

MODEL	\$LIST PRICE
840BS	874

Overall Height: 45" Seat Height: 30" Overall Depth: 22.5" Overall Width: 20.5"
 Shipping Weight/Chair: 22.5# No. Per Carton: 1



841

REMOVABLE OPLA SEAT PAD

MODEL	COM	GRADE 1	GRADE 2	GRADE 3	GRADE 4	GRADE 5
841	102	136	144	153	161	170

Overall Depth: 13" Overall Width: 17.5" Foam Thickness: 1"
C.O.M.: .5 yd Shipping Weight: 5# No. Per Carton: 15



842

ANTI-THEFT OPLA SEAT PAD

MODEL	COM	GRADE 1	GRADE 2	GRADE 3	GRADE 4	GRADE 5
842	109	143	151	160	168	177

Overall Depth: 13" Overall Width: 17.5" Foam Thickness: 1"
C.O.M.: .5 yd Shipping Weight: 5# No. Per Carton: 15

REECE COLLECTION



ABOUT THIS COLLECTION

The Reece Collection includes a chair, counter height stool, and a barstool. All models are available with upholstery options. The base frame and legs can be powder coated a separate color from upper frame assembly (this includes handle and back bars).

STANDARD FEATURES

- Steel tube frame
- Available in wood or laminate shells
- Upholstered models feature 1" foam
- Premium plastic glides
- Technical Bulletin CAL 117 fire retardant upholstery materials
- 280 models stack four high
- Legs and back bracket can be powder coated separate colors

PERSONALIZATION OPTIONS

- The table to the right explains all of the available options for the Reece Collection.

OPTIONS

CAL 133

PAGE

11

ADD TO LIST PRICE

Call for Quote

UPHOLSTERY OPTIONS



21 or 54, Partially Upholstered Seat



22 or 55, Partially Upholstered Seat and Back

LAMINATE OPTIONS

Laminate shell pricing includes select standard laminates from Formica and Wilsonart, listed on chart directly below. These select standard laminates are readily available and in stock by our supplier.

Formica	Style Number	Wilsonart	Style Number
White	949-58	Beige	1530-60
Antique White	932-58	Black	1595-60
Natural Birch	7481-58	Designer White	D354-60
Fog	961-58	Dove Grey	D92-60
Storm	912-58	Fashion Grey	D381-60
Acajou Mahogany	7008-43	Natural Almond	D30-60
Amber Maple	7012-58	Frosty White	1573-60
Natural Maple	756-58	Grey	1500-60
Natural Oak	346-58	Haze	D97-60
Select Cherry	7759-43	Khaki Brown	D50-60
Wild Cherry	5904-58	Northsea	D90-60
		Pepperdust	D327-60
		Slate Grey	D91-60
		Wallaby	D439-60
		Amber Cherry	7919K-78
		Bannister Oak	7806-60
		Kensington Maple	10776-60
		Manitoba Maple	7911-60
		Natural Pear	7061-60
		Wild Cherry	7054-60

Please note, orders for fewer than 10-like shells will have an \$85.00 set-up charge. We do accept special laminates. If laminates are chosen that are outside our selected standards, please keep these guidelines in mind:

- Pricing and lead times will vary depending on laminate chosen – call for quote
- Laminate needs to be vertical grade
- Sheets available in 5' x 12' size will have the best yield
- Cannot use High Gloss Laminates
- If you choose a patterned laminate, please note that the pattern consistency will vary from shell to shell



280

REECE CHAIR

WOOD							
MODEL	WOOD						
280-11	765						
WOOD – UPHOLSTERED SEAT							
MODEL	YARDAGE	COM	GRADE 1	GRADE 2	GRADE 3	GRADE 4	GRADE 5
280-21	0.35	838	862	868	874	880	886
WOOD – UPHOLSTERED SEAT & BACK							
MODEL	YARDAGE	COM	GRADE 1	GRADE 2	GRADE 3	GRADE 4	GRADE 5
280-22	0.50	875	909	917	926	934	943
LAMINATE							
MODEL	LAMINATE						
280-44	851						
LAMINATE – UPHOLSTERED SEAT							
MODEL	YARDAGE	COM	GRADE 1	GRADE 2	GRADE 3	GRADE 4	GRADE 5
280-54	0.35	924	948	954	960	966	972
LAMINATE – UPHOLSTERED SEAT & BACK							
MODEL	YARDAGE	COM	GRADE 1	GRADE 2	GRADE 3	GRADE 4	GRADE 5
280-55	0.50	961	995	1003	1012	1020	1029

Overall Height: 31.7" Overall Depth: 18.21" Overall Width: 18.75" No. Per Carton: 2
 Seat Height: 280-11 17.6", 280-21 19.01", 280-12 19.01", 280-44 17.6", 280-54 19.01" 280-55 19.01"
 Shipping Weight/Chair: 280-11 28.42#, 280-21 31.74#, 280-12 30#, 280-44 28.42#, 280-54 30#, 280-55 31.74#



280CH

REECE COUNTER HEIGHT STOOL

WOOD							
MODEL	WOOD						
280CH-11	804						
WOOD – UPHOLSTERED SEAT							
MODEL	YARDAGE	COM	GRADE 1	GRADE 2	GRADE 3	GRADE 4	GRADE 5
280CH-21	0.35	877	901	907	913	919	925
WOOD – UPHOLSTERED SEAT & BACK							
MODEL	YARDAGE	COM	GRADE 1	GRADE 2	GRADE 3	GRADE 4	GRADE 5
280CH-22	0.50	914	948	956	965	973	982
LAMINATE							
MODEL	LAMINATE						
280CH-44	891						
LAMINATE – UPHOLSTERED SEAT							
MODEL	YARDAGE	COM	GRADE 1	GRADE 2	GRADE 3	GRADE 4	GRADE 5
280CH-54	0.35	964	988	994	1000	1006	1012
LAMINATE – UPHOLSTERED SEAT & BACK							
MODEL	YARDAGE	COM	GRADE 1	GRADE 2	GRADE 3	GRADE 4	GRADE 5
280CH-55	0.50	1002	1036	1044	1053	1061	1070

Overall Height: 38.34" Overall Depth: 18.67" Overall Width: 18.75" No. Per Carton: 1
 Seat Height: 280CH-11 24.35", 280CH-21 25.74", 280CH-12 25.74", 280CH-44 24.35", 280CH-54 25.74",
 280CH-55 25.74"
 Shipping Weight/Chair: 280CH-11 19.76#, 280CH-21 20.95#, 280CH-12 21.48#, 280CH-44 19.76#,
 280CH-54 20.95#, 280CH-55 21.48#



280BS

REECE BAR HEIGHT STOOL

WOOD

MODEL	WOOD
280BS-11	832

280BS-11	832
----------	-----

WOOD – UPHOLSTERED SEAT

MODEL	YARDAGE	COM	GRADE 1	GRADE 2	GRADE 3	GRADE 4	GRADE 5
280BS-21	0.35	898	922	928	934	940	946

280BS-21	0.35	898	922	928	934	940	946
----------	------	-----	-----	-----	-----	-----	-----

WOOD – UPHOLSTERED SEAT & BACK

MODEL	YARDAGE	COM	GRADE 1	GRADE 2	GRADE 3	GRADE 4	GRADE 5
280BS-22	0.50	936	970	978	987	995	1004

280BS-22	0.50	936	970	978	987	995	1004
----------	------	-----	-----	-----	-----	-----	------

LAMINATE

MODEL	LAMINATE
280BS-44	913

280BS-44	913
----------	-----

LAMINATE – UPHOLSTERED SEAT

MODEL	YARDAGE	COM	GRADE 1	GRADE 2	GRADE 3	GRADE 4	GRADE 5
280BS-54	0.35	988	1012	1018	1024	1030	1036

280BS-54	0.35	988	1012	1018	1024	1030	1036
----------	------	-----	------	------	------	------	------

LAMINATE – UPHOLSTERED SEAT & BACK

MODEL	YARDAGE	COM	GRADE 1	GRADE 2	GRADE 3	GRADE 4	GRADE 5
280BS-55	0.50	1022	1056	1064	1073	1081	1090

280BS-55	0.50	1022	1056	1064	1073	1081	1090
----------	------	------	------	------	------	------	------

Overall Height: 44.34" Overall Depth: 18.68" Overall Width: 18.75" No. Per Carton: 1
 Seat Height: 280BS-11 30.35", 280BS-21 31.71", 280BS-12 31.71", 280BS-44 30.35", 280BS-54 31.71",
 280BS-55 31.71"
 Shipping Weight/Chair: 280BS-11 21.65#, 280BS-21 22.85#, 280BS-12 23.37#, 280BS-44 21.65#,
 280BS-54 22.85#, 280BS-55 23.37#



ABOUT THIS COLLECTION

The Rita Collection includes an upholstered lounge chair and loveseat available with or without arm caps. A side table is available for the lounge chair, only. Rita is designed for the outdoors and can be used indoors.

STANDARD FEATURES

- Powder coated steel frame
- Upholstered cushions feature 4" of Dri-fast foam
- Suitable for indoor/outdoor applications
- Black nylon glides
- Velcro straps keep seat cushions attached to the frame
- High-density polyethylene (HDPE) arm caps and side table. HDPE is a sustainable wood alternative made from recycled and recyclable plastic.
- HDPE is a high-performance, low maintenance material that is color stable and will never splinter, crack nor chip.

PERSONALIZATION OPTIONS

- The table to the right explains all of the available options for the Rita Collection.
- Select outdoor grade fabrics when specifying for outdoor use.

OPTIONS

	PAGE	ADD TO LIST PRICE
CAL 133	11	Call for Quote
Velcro Straps on Loveseat Back Cushions	-	\$25



190-33

RITA LOUNGE

MODEL	COM	GRADE 1	GRADE 2	GRADE 3	GRADE 4	GRADE 5
190-33	2750	2926	2971	3015	3059	3103

Overall Height: 28.6" Seat Height: 18" Overall Depth: 29.7" Overall Width: 26"
 Arm Rest Height: 23" C.O.M.: 2.6 yd Shipping Weight/Chair: 36#
 No. Per Carton: 1



191-33

RITA LOUNGE WITH HDPE ARM CAPS

MODEL	COM	GRADE 1	GRADE 2	GRADE 3	GRADE 4	GRADE 5
191-33	3076	3253	3297	3341	3385	3430

Overall Height: 28.6" Seat Height: 18" Overall Depth: 29.7" Overall Width: 26"
 Arm Rest Height: 23" C.O.M.: 2.6 yd Shipping Weight/Chair: 46#
 No. Per Carton: 1



193-33

RITA LOUNGE WITH 10" HDPE SIDE TABLE ATTACHMENT

MODEL	COM	GRADE 1	GRADE 2	GRADE 3	GRADE 4	GRADE 5
193-33	3440	3616	3661	3705	3749	3793

Overall Height: 28.6" Seat Height: 18" Overall Depth: 29.7" Overall Width: 26"
 Arm Rest Height: 23" C.O.M.: 2.6 yd Shipping Weight/Chair: 46#
 No. Per Carton: 1



192-00

RITA LOUNGE 10" SIDE TABLE ATTACHMENT

MODEL	HDPE
192-00	690

Surface Dia.: 10" Surface Thickness: .75" Shipping Weight/Chair: 5#
 No. Per Carton: 1
 • Side table attachment only compatible with model #190-33
 • Some assembly required
 • Can be installed on left or right side



196-33

RITA LOVESEAT

MODEL	COM	GRADE 1	GRADE 2	GRADE 3	GRADE 4	GRADE 5
196-33	4140	4395	4458	4522	4586	4649

Overall Height: 28.6" Seat Height: 18" Overall Depth: 29.7" Overall Width: 49"
 Arm Rest Height: 23" C.O.M.: 3.75 yd Shipping Weight/Chair: #
 No. Per Carton: 1



197-33

RITA LOVESEAT WITH HDPE ARM CAPS

MODEL	COM	GRADE 1	GRADE 2	GRADE 3	GRADE 4	GRADE 5
197-33	4466	4721	4784	4848	4912	4975

Overall Height: 28.6" Seat Height: 18" Overall Depth: 29.7" Overall Width: 54"
 Arm Rest Height: 23" C.O.M.: 3.75 yd Shipping Weight/Chair: #
 No. Per Carton: 1

SADIE II COLLECTION



ABOUT THIS COLLECTION

The Sadie II Collection includes indoor chairs and barstools. Designed by Joey Ruiter.

STANDARD FEATURES

- 18-gauge steel frame
- Wood or upholstered seats available
- Upholstered models feature 1" of high resilience foam
- Tested up to 350 lbs.
- Plastic glides
- Technical Bulletin CAL 117 fire retardant upholstery materials

PERSONALIZATION OPTIONS

- The table to the right explains all of the available options for the Sadie II Collection.

OPTIONS	PAGE	ADD TO LIST PRICE
CAL 133	11	Call for Quote



827-11

SADIE II CHAIR

WOOD SEAT & BACK

MODEL	WOOD
827-11	585

FULLY UPHOLSTERED SEAT & WOOD BACK

MODEL	COM	GRADE 1	GRADE 2	GRADE 3	GRADE 4	GRADE 5
827	676	710	718	727	735	744

Overall Height: 31.3" Seat Height: 17.79" Overall Depth: 22.06" Overall Width: 19.57"
 Seat C.O.M.: .5 yd Shipping Weight/Chair: 24# No. Per Carton: 2



827CH-11

SADIE II COUNTER STOOL

WOOD SEAT & BACK

MODEL	WOOD
827CH-11	848

FULLY UPHOLSTERED SEAT & WOOD BACK

MODEL	COM	GRADE 1	GRADE 2	GRADE 3	GRADE 4	GRADE 5
827CH-31	938	972	980	989	997	1006

Overall Height: 36.76" Seat Height: 23.24" Overall Depth: 22.79" Overall Width: 20.56"
 Seat C.O.M.: .5 yd Shipping Weight/Chair: 28# No. Per Carton: 1



827BS-11

SADIE II BARSTOOL

WOOD SEAT & BACK

MODEL	WOOD
827BS-11	805

FULLY UPHOLSTERED SEAT & WOOD BACK

MODEL	COM	GRADE 1	GRADE 2	GRADE 3	GRADE 4	GRADE 5
827BS-31	894	928	936	945	953	962

Overall Height: 42.83" Seat Height: 30" Overall Depth: 22.57" Overall Width: 21.6"
 Seat C.O.M.: .5 yd Shipping Weight/Chair: 30# No. Per Carton: 1

SADIE II OUTDOOR COLLECTION



ABOUT THIS COLLECTION

The Sadie II Outdoor Collection includes outdoor chairs and barstools. Designed by Joey Ruiter.

STANDARD FEATURES

- 18-gauge steel frame
- Stainless steel seat and carbon steel back and frame
- Tested up to 350 lbs.
- Plastic glides
- Counter and barstool heights include a brushed stainless steel cover on footrest

PERSONALIZATION OPTIONS

- Not available in high gloss or low gloss clear coat.



828-66

SADIE II OUTDOOR CHAIR

	ALL
MODEL	METAL
828-66	853

Overall Height: 33" Seat Height: 17.25" Overall Depth: 20.7" Overall Width: 20"
 Shipping Weight/Chair: 26# No. Per Carton: 2



828CH-66

SADIE II OUTDOOR COUNTER STOOL

	ALL
MODEL	METAL
828CH-66	1083

Overall Height: 36.27" Seat Height: 23.07" Overall Depth: 22.54" Overall Width: 20.16"
 Shipping Weight/Chair: 32# No. Per Carton: 1



828BS-66

SADIE II OUTDOOR BARSTOOL

	ALL
MODEL	METAL
828BS-66	1058

Overall Height: 42" Seat Height: 29" Overall Depth: 22.7" Overall Width: 22.5"
 Shipping Weight/Chair: 35# No. Per Carton: 1

SALLY COLLECTION



ABOUT THIS COLLECTION

The Sally Collection includes fixed chair height, counter height, and bar height wood seat or upholstered stools available in core-drilled or bolt-down variations with or without foot rest.

STANDARD FEATURES

- 3" round tube, steel frame
- Seat made of 1.5" solid wood
- Species: Maple, White Oak, Hickory, Walnut, Mixed Wood
- Upholstered Seat, available with or without top welt
- Bolt-down, core-drilled or freestanding options available
- Optional foot rest on counter height and bar height models only

PERSONALIZATION OPTIONS

- The table to the right explains all of the available options for the Sally Collection.
- Consult with your architect or general contractor for proper installation of bolt-down and core-drilled models, attachment varies by floor construction. Floor-mounting hardware and installation instructions are not included.
- Core Drill Base – Base is inserted into a hole and cemented or grouted in permanently. Please consult your architect or general contractor about installation.
- Bolt Down Base – Base is secured to the floor with bolts (not included). Please consult your architect or general contractor about installation.

OPTIONS

OPTIONS	PAGE	ADD TO LIST PRICE
Welt COM	11	\$25/Seat
Contrasting Welt	-	Call for Quote
Heavy Distressing On Seat	11	\$18
Light Distressing on Seat	11	\$18
CAL 133	11	Call for Quote

SEAT OPTIONS



Fully Upholstered Seat
(denoted by -30)



Wood Seat
(denoted by -10)



SALLY BOLT DOWN CHAIR HEIGHT STOOL

WOOD SEAT										
MODEL	YARDAGE	COM	MAPLE	HICKORY, WHITE OAK	WALNUT, MIXED WOOD	GRADE 1	GRADE 2	GRADE 3	GRADE 4	GRADE 5
226-10			578	661	737					
UPHOLSTERED SEAT										
226-30	0.6	414				455	465	475	485	496

Overall Depth: 14" Overall Width: 14" No. Per Carton: 1
 Seat Height: 226-10 18.25", 226-30 19.5"
 Shipping Weight/Chair: 12#



SALLY BOLT DOWN COUNTER HEIGHT STOOL

WOOD SEAT										
MODEL	YARDAGE	COM	MAPLE	HICKORY, WHITE OAK	WALNUT, MIXED WOOD	GRADE 1	GRADE 2	GRADE 3	GRADE 4	GRADE 5
226CH-10			624	709	785					
UPHOLSTERED SEAT										
226CH-30	0.6	473				514	524	534	544	554
WOOD SEAT WITH FOOT REST										
2261CH-10			850	934	1009					
UPHOLSTERED SEAT WITH FOOT REST										
2261CH-30	0.6	674				714	725	735	745	755

Overall Depth: 14" Overall Width: 14" No. Per Carton: 1
 Seat Height: 226CH-10 24.25", 226CH-30 24.5"
 Shipping Weight/Chair: 15#



SALLY BOLT DOWN BARSTOOL

WOOD SEAT										
MODEL	YARDAGE	COM	MAPLE	HICKORY, WHITE OAK	WALNUT, MIXED WOOD	GRADE 1	GRADE 2	GRADE 3	GRADE 4	GRADE 5
226BS-10			655	738	815					
UPHOLSTERED SEAT										
226BS-30	0.6	506				546	557	567	577	587
WOOD SEAT WITH FOOT REST										
2261BS-10			879	962	1038					
UPHOLSTERED SEAT WITH FOOT REST										
2261BS-30	0.6	707				747	758	768	778	788

Overall Depth: 14" Overall Width: 14" No. Per Carton: 1
 Seat Height: 226BS-10 30.25", 226BS-30 31.3"
 Shipping Weight/Chair: 18#



225-10

SALLY CORE-DRILLED CHAIR HEIGHT STOOL

WOOD SEAT										
MODEL	YARDAGE	COM	MAPLE	HICKORY, WHITE OAK	WALNUT, MIXED WOOD	GRADE 1	GRADE 2	GRADE 3	GRADE 4	GRADE 5
225-10			578	661	737					
UPHOLSTERED SEAT										
225-30	0.6	414				455	465	475	485	496

Overall Depth: 14" Overall Width: 14" No. Per Carton: 1
 Seat Height: 225-10 18.25", 225-30 19.5"
 Shipping Weight/Chair: 12#



225CH-10

SALLY CORE-DRILLED COUNTER HEIGHT STOOL

WOOD SEAT										
MODEL	YARDAGE	COM	MAPLE	HICKORY, WHITE OAK	WALNUT, MIXED WOOD	GRADE 1	GRADE 2	GRADE 3	GRADE 4	GRADE 5
225CH-10			624	709	785					
UPHOLSTERED SEAT										
225CH-30	0.6	473				514	524	534	544	554
WOOD SEAT WITH FOOT REST										
2251CH-10			850	934	1009					
UPHOLSTERED SEAT WITH FOOT REST										
2251CH-30	0.6	674				714	725	735	745	755

Overall Depth: 14" Overall Width: 14" No. Per Carton: 1
 Seat Height: 225CH-10 24.25", 225CH-30 24.5"
 Shipping Weight/Chair: 15#



225BS-10

SALLY CORE-DRILLED BARSTOOL

WOOD SEAT										
MODEL	YARDAGE	COM	MAPLE	HICKORY, WHITE OAK	WALNUT, MIXED WOOD	GRADE 1	GRADE 2	GRADE 3	GRADE 4	GRADE 5
225BS-10			655	738	815					
UPHOLSTERED SEAT										
225BS-30	0.6	506				546	557	567	577	587
WOOD SEAT WITH FOOT REST										
2251BS-10			879	962	1038					
UPHOLSTERED SEAT WITH FOOT REST										
2251BS-30	0.6	707				747	758	768	778	788

Overall Depth: 14" Overall Width: 14" No. Per Carton: 1
 Seat Height: 225BS-10 30.25", 225BS-30 30.5"
 Shipping Weight/Chair: 18#



227-10

SALLY FREESTANDING CHAIR HEIGHT STOOL

WOOD SEAT										
MODEL	YARDAGE	COM	MAPLE	HICKORY, WHITE OAK	WALNUT, MIXED WOOD	GRADE 1	GRADE 2	GRADE 3	GRADE 4	GRADE 5
227-10			770	856	934					
UPHOLSTERED SEAT										
227-30	0.6	603				643	653	664	674	684

Overall Depth: 17.875" Overall Width: 17.875" No. Per Carton: 1
 Seat Height: 227-10 18", 227-30 19.74", Seat Diameter: 14"
 Shipping Weight/Chair: 30#



2271CH-30

SALLY FREESTANDING COUNTER HEIGHT STOOL

WOOD SEAT										
MODEL	YARDAGE	COM	MAPLE	HICKORY, WHITE OAK	WALNUT, MIXED WOOD	GRADE 1	GRADE 2	GRADE 3	GRADE 4	GRADE 5
227CH-10			819	904	983					
UPHOLSTERED SEAT										
227CH-30	0.6	651				692	702	712	722	732
WOOD SEAT WITH FOOT REST										
2271CH-10			1050	1135	1217					
UPHOLSTERED SEAT WITH FOOT REST										
2271CH-30	0.6	882				922	933	943	953	963

Overall Depth: 17.875" Overall Width: 17.875" No. Per Carton: 1
 Seat Height: 227CH-10 24", 227CH-30 25.74", 2271CH-30 25.74" Seat Diameter: 14"
 Shipping Weight/Chair: 33#



2271BS-10

SALLY FREESTANDING BARSTOOL

WOOD SEAT										
MODEL	YARDAGE	COM	MAPLE	HICKORY, WHITE OAK	WALNUT, MIXED WOOD	GRADE 1	GRADE 2	GRADE 3	GRADE 4	GRADE 5
227BS-10			850	935	1014					
UPHOLSTERED SEAT										
227BS-30	0.6	682				723	733	743	753	763
WOOD SEAT WITH FOOT REST										
2271BS-10			1079	1165	1243					
UPHOLSTERED SEAT WITH FOOT REST										
2271BS-30	0.6	872				913	923	934	944	954

Overall Depth: 17.875" Overall Width: 17.875" No. Per Carton: 1
 Seat Height: 227BS-10 30", 227BS-30 31.74", 2271BS-30 31.74" Seat Diameter: 14"
 Shipping Weight/Chair: 36#

SHERMAN COLLECTION



ABOUT THIS COLLECTION

The Sherman Collection includes a chair, a counter stool, and a barstool. This steel seating collection features a simple wood back and seat with steel frame and legs.

STANDARD FEATURES

- Steel frame and legs
- Beech wood seat and back
- Available as all wood chair or with upholstery
- Fully upholstered seat features 3/4" foam on seat
- Technical Bulletin CAL 117 fire retardant upholstery
- Stainless steel footrest protector on counter and barstools
- Stacks 3 high
- Plastic carpet glides

PERSONALIZATION OPTIONS

• The table to the right explains all of the available options for the Sherman Collection.

OPTIONS	PAGE	ADD TO LIST PRICE
Light Distressing on Wood Backs	11	\$18
Heavy Distressing on Wood Backs	11	\$18
Light Distressing on Wood Seats	11	\$18
Heavy Distressing on Wood Seats	11	\$18
Welting on Boxed Seat	11	\$15/Seat
CAL 133	11	Call for Quote

UPHOLSTERY OPTIONS



31 Fully Upholstered Seat



130-11

SHERMAN CHAIR

WOOD SEAT							
MODEL	YARDAGE	WOOD	GRADE 1	GRADE 2	GRADE 3	GRADE 4	GRADE 5
130-11		522	N/A	N/A	N/A	N/A	N/A

FULLY UPHOLSTERED SEAT							
MODEL	YARDAGE	COM	GRADE 1	GRADE 2	GRADE 3	GRADE 4	GRADE 5
130-31	0.5	654	688	696	705	713	722

Overall Height: 30.9" Overall Depth: 20.6" Overall Width: 18.5" No. Per Carton: 2
 Seat Height: 130-11 18", 130-31 18.75"
 Shipping Weight/Chair: 14#



130CH-11

SHERMAN COUNTER STOOL

WOOD SEAT							
MODEL	YARDAGE	WOOD	GRADE 1	GRADE 2	GRADE 3	GRADE 4	GRADE 5
130CH-11		755	N/A	N/A	N/A	N/A	N/A

FULLY UPHOLSTERED SEAT							
MODEL	YARDAGE	COM	GRADE 1	GRADE 2	GRADE 3	GRADE 4	GRADE 5
130CH-31	0.5	881	915	923	932	940	949

Overall Height: 36" Overall Depth: 21" Overall Width: 18" No. Per Carton: 1
 Seat Height: 130CH-11 24", 130CH-31 24.75"
 Shipping Weight/Chair: 17#



130BS-11

SHERMAN BARSTOOL

WOOD SEAT							
MODEL	YARDAGE	WOOD	GRADE 1	GRADE 2	GRADE 3	GRADE 4	GRADE 5
130BS-11		716	N/A	N/A	N/A	N/A	N/A

FULLY UPHOLSTERED SEAT							
MODEL	YARDAGE	COM	GRADE 1	GRADE 2	GRADE 3	GRADE 4	GRADE 5
130BS-31	0.5	847	881	889	898	906	915

Overall Height: 42" Overall Depth: 22.6" Overall Width: 18.6" No. Per Carton: 1
 Seat Height: 130BS-11 30", 130BS-31 30.75"
 Shipping Weight/Chair: 18#

SIR BURLY COLLECTION



ABOUT THIS COLLECTION

The Sir Burly Collection features a counter stool and barstool.

STANDARD FEATURES

- 2" round, 12-gauge steel tube frame
- Powder coated frame
- White oak seat with clear polyurethane top coat
- Plastic glides
- Counter stool or barstool

PERSONALIZATION OPTIONS

- High gloss and low gloss clear coat not available on Sir Burly Seating Collection.



360BS-10

SIR BURLY BARSTOOL

MODEL	\$LIST PRICE
360BS-10	891

Overall Width: 15" Overall Depth: 15.8" Seat Height: 30"

Shipping Weight/Chair: 26# No. Per Carton: 1



360CH-10

SIR BURLY COUNTER STOOL

MODEL	\$LIST PRICE
360CH-10	919

Overall Width: 15" Overall Depth: 15.8" Seat Height: 24"

Shipping Weight/Chair: 24# No. Per Carton: 1

ALUMINUM SEATING



ABOUT THIS COLLECTION

The Atlantis Collection includes chairs, barstools, and fixed seating.

STANDARD FEATURES

- Available in powder coated aluminum frame or brushed aluminum frame
- Powder coated aluminum frame available with wood seat, upholstered seat, or aluminum seat
- Brushed aluminum frame available only in high gloss and low gloss clear coat and with brushed aluminum seat, wood seat, upholstered seat
- Wood seats made of 1" saddled ply
- Upholstered models feature 2" of high resilience foam
- Rear legs are 1 1/8" quarter round tube and the front legs are square
- Premium metal glides
- Technical Bulletin CAL 117 fire retardant upholstery materials

PERSONALIZATION OPTIONS

- The table to the right explains all of the available options for the Atlantis Collection.
- Please note for fixed seat options model numbers with 3000 denote core-drilled mounts and model numbers with 4000 denote bolt-down mounts.
- Consult with your architect or general contractor for proper installation of bolt-down and core-drilled models, attachment varies by floor construction. Floor-mounting hardware and installation instructions are not included.
- Series 3000/4000 comes with 120 degree return swivel.
- Core Drill Base – Base is inserted into a hole and cemented or grouted in permanently. Please consult your architect or general contractor about installation.
- Bolt Down Base – Base is secured to the floor with bolts (not included). Please consult your architect or general contractor about installation.

OPTIONS

OPTIONS	PAGE	ADD TO LIST PRICE
Webbed Seat Construction	11	\$8
CAL 133	11	Call for Quote
Reduce Barstool Seat Height to 24"	-	\$10
Light Distressing on Wood Seats	11	\$18
Heavy Distressing on Wood Seats	11	\$18
Fixed Seating 19" Diameter Foot Ring on Counter Height Seat	-	\$65
Fixed Seating 19" Diameter Foot Ring on Bar Height Seat	-	\$65



750

ATLANTIS CHAIR

ALUMINUM SEAT & BACK

	BRUSHED
MODEL	ALUMINUM

750-66	910
--------	-----

WOOD SEAT & ALUMINUM BACK

MODEL	WOOD
-------	------

750-16	762
--------	-----

FULLY UPHOLSTERED SEAT & ALUMINUM BACK

MODEL	YARDAGE	COM	GRADE 1	GRADE 2	GRADE 3	GRADE 4	GRADE 5
750-36	0.45	701	732	739	747	754	762

Overall Height: 32.5" Seat Height: 19" Overall Depth: 18.5" Overall Width: 15.5"

C.O.M.: .45 yd Shipping Weight/Chair: 18# No. Per Carton: 2



750BS

ATLANTIS BARSTOOL

ALUMINUM SEAT & BACK

	BRUSHED
MODEL	ALUMINUM

750BS-66	1235
----------	------

WOOD SEAT & ALUMINUM BACK

MODEL	WOOD
-------	------

750BS-16	1060
----------	------

FULLY UPHOLSTERED SEAT & ALUMINUM BACK

MODEL	YARDAGE	COM	GRADE 1	GRADE 2	GRADE 3	GRADE 4	GRADE 5
750BS-36	0.45	998	1029	1036	1044	1051	1059

Overall Height: 44" Seat Height: 30.5" Overall Depth: 18.25" Overall Width: 16"

C.O.M.: .45 yd Shipping Weight/Chair: 18# No. Per Carton: 1



750CS-3000 Core-drilled/
750CS-4000 Bolt-down

ATLANTIS CHAIR FIXED SEATING — CHAIR HEIGHT

ALUMINUM SEAT & BACK							
MODEL	BRUSHED ALUMINUM						
750CS-66-3000	1313						
WOOD SEAT & ALUMINUM BACK							
MODEL	WOOD						
750CS-16-3000	1123						
UPHOLSTERED SEAT & ALUMINUM BACK							
MODEL	YARDAGE	COM	GRADE 1	GRADE 2	GRADE 3	GRADE 4	GRADE 5
750CS-36-3000	0.45	992	1023	1030	1038	1045	1053
ALUMINUM SEAT & BACK							
MODEL	BRUSHED ALUMINUM						
750CS-66-4000	1313						
WOOD SEAT & ALUMINUM BACK							
MODEL	WOOD						
750CS-16-4000	1123						
UPHOLSTERED SEAT & ALUMINUM BACK							
MODEL	YARDAGE	COM	GRADE 1	GRADE 2	GRADE 3	GRADE 4	GRADE 5
750CS-36-4000	0.45	992	1023	1030	1038	1045	1053

Overall Height: 32.5" Seat Height: 18" Overall Depth: 18.5" Overall Width: 15.5"
C.O.M.: .45 yd Shipping Weight/Chair: 18.5# No. Per Carton: 2



3001 Core-Drilled
4001 Bolt-Down
3003 Core-Drilled w/ Footring
4003 Bolt-Down w/ Footring

ATLANTIS CHAIR FIXED SEATING — COUNTER HEIGHT

ALUMINUM SEAT & BACK							
MODEL	BRUSHED ALUMINUM						
750CS-66-3001	1338						
WOOD SEAT & ALUMINUM BACK							
MODEL	WOOD						
750CS-16-3001	1162						
UPHOLSTERED SEAT & ALUMINUM BACK							
MODEL	YARDAGE	COM	GRADE 1	GRADE 2	GRADE 3	GRADE 4	GRADE 5
750CS-36-3001	0.45	1115	1146	1153	1161	1168	1176
ALUMINUM SEAT & BACK							
MODEL	BRUSHED ALUMINUM						
750CS-66-4001	1338						
WOOD SEAT & ALUMINUM BACK							
MODEL	WOOD						
750CS-16-4001	1162						
UPHOLSTERED SEAT & ALUMINUM BACK							
MODEL	YARDAGE	COM	GRADE 1	GRADE 2	GRADE 3	GRADE 4	GRADE 5
750CS-36-4001	0.45	1115	1146	1153	1161	1168	1176

Overall Height: 37" Seat Height: 25" Overall Depth: 18.5" Overall Width: 15.5"
C.O.M.: .45 yd Shipping Weight/Chair: 21# No. Per Carton: 2



3002 Core-Drilled
4002 Bolt-Down
3004 Core Drilled w/ Footring
4004 Bolt-Down w/ Footring

ATLANTIS CHAIR FIXED SEATING — BAR HEIGHT

ALUMINUM SEAT & BACK

MODEL	BRUSHED ALUMINUM
750CS-66-3002	1363

WOOD SEAT & ALUMINUM BACK

MODEL	WOOD
750CS-16-3002	1185

FULLY UPHOLSTERED SEAT & ALUMINUM BACK

MODEL	YARDAGE	COM	GRADE 1	GRADE 2	GRADE 3	GRADE 4	GRADE 5
750CS-36-3002	0.45	1138	1169	1176	1184	1191	1199

ALUMINUM SEAT & BACK

MODEL	BRUSHED ALUMINUM
750CS-66-4002	1363

WOOD SEAT & ALUMINUM BACK

MODEL	WOOD
750CS-16-4002	1185

FULLY UPHOLSTERED SEAT & ALUMINUM BACK

MODEL	YARDAGE	COM	GRADE 1	GRADE 2	GRADE 3	GRADE 4	GRADE 5
750CS-36-4002	0.45	1138	1169	1176	1184	1191	1199

Overall Height: 44" Seat Height: 30" Overall Depth: 18.5" Overall Width: 15.5"

C.O.M.: .45 yd Shipping Weight/Chair: 22.5# No. Per Carton: 2



ABOUT THIS COLLECTION

The Siren Collection includes chairs, barstools, and fixed seating.

STANDARD FEATURES

- Available in powder coated aluminum frame or brushed aluminum frame
- Powder coated aluminum frame available with wood seat, upholstered seat, or aluminum seat
- Brushed aluminum frame available only in high gloss and low gloss clear coat and with brushed aluminum seat
- Wood seats made of 1" saddled ply
- Upholstered models feature 2" of high resilience foam
- 1 1/8" quarter round tube legs
- Premium metal glides

PERSONALIZATION OPTIONS

- The table to the right explains all of the available options for the Siren Collection.
- Please note for fixed seat options model numbers with 3000 denote core-drilled mounts and model numbers with 4000 denote bolt-down mounts.
- Consult with your architect or general contractor for proper installation of bolt-down and core-drilled models, attachment varies by floor construction. Floor-mounting hardware and installation instructions are not included.
- Series 3000/4000 comes with 120 degree return swivel.
- Core Drill Base – Base is inserted into a hole and cemented or grouted in permanently. Please consult your architect or general contractor about installation.
- Bolt Down Base – Base is secured to the floor with bolts (not included). Please consult your architect or general contractor about installation.

OPTIONS

OPTIONS	PAGE	ADD TO LIST PRICE
Webbed Seat Construction	11	\$8
CAL 133	11	Call for Quote
Reduce Barstool Seat Height to 24"	-	\$10
Light Distressing on Wood Seats	11	\$18
Heavy Distressing on Wood Seats	11	\$18
Fixed Seating 19" Diameter Foot Ring on Counter Height Seat	-	\$65
Fixed Seating 19" Diameter Foot Ring on Bar Height Seat	-	\$65



850

SIREN CHAIR

ALUMINUM SEAT & BACK

	BRUSHED
MODEL	ALUMINUM

850-66 910

WOOD SEAT & ALUMINUM BACK

MODEL	WOOD
-------	------

850-16 762

FULLY UPHOLSTERED SEAT & ALUMINUM BACK

MODEL	YARDAGE	COM	GRADE 1	GRADE 2	GRADE 3	GRADE 4	GRADE 5
850-36	0.45	701	732	739	747	754	762

Overall Height: 34.25" Seat Height: 18.25" Overall Depth: 19.5" Overall Width: 16"

C.O.M.: .45 yd Shipping Weight/Chair: 18# No. Per Carton: 2



850BS

SIREN BARSTOOL

ALUMINUM SEAT & BACK

	BRUSHED
MODEL	ALUMINUM

850BS-66 1235

WOOD SEAT & ALUMINUM BACK

MODEL	WOOD
-------	------

850BS-16 1060

FULLY UPHOLSTERED SEAT & ALUMINUM BACK

MODEL	YARDAGE	COM	GRADE 1	GRADE 2	GRADE 3	GRADE 4	GRADE 5
850BS-36	0.45	998	1029	1036	1044	1051	1059

Overall Height: 43.5" Seat Height: 30" Overall Depth: 19" Overall Width: 16"

C.O.M.: .45 yd Shipping Weight/Chair: 18# No. Per Carton: 1



850CS-3000 Core-drilled/
850CS-4000 Bolt-down

SIREN CHAIR FIXED SEATING — CHAIR HEIGHT

ALUMINUM SEAT & BACK

MODEL	BRUSHED ALUMINUM
850CS-66-3000	1313

WOOD SEAT & ALUMINUM BACK

MODEL	WOOD
850CS-16-3000	1123

FULLY UPHOLSTERED SEAT & ALUMINUM BACK

MODEL	YARDAGE	COM	GRADE 1	GRADE 2	GRADE 3	GRADE 4	GRADE 5
850CS-36-3000	0.45	992	1023	1030	1038	1045	1053

ALUMINUM SEAT & BACK

MODEL	BRUSHED ALUMINUM
850CS-66-4000	1313

WOOD SEAT & ALUMINUM BACK

MODEL	WOOD
850CS-16-4000	1123

FULLY UPHOLSTERED SEAT & ALUMINUM BACK

MODEL	YARDAGE	COM	GRADE 1	GRADE 2	GRADE 3	GRADE 4	GRADE 5
850CS-36-4000	0.45	992	1023	1030	1038	1045	1053

Overall Height: 34" Seat Height: 18" Overall Depth: 19" Overall Width: 16"
C.O.M.: .45 yd Shipping Weight/Chair: 18# No. Per Carton: 2



3001 Core-Drilled
4001 Bolt-down
3003 Core-Drilled w/ Footring
4003 Bolt-Down w/ Footring

SIREN CHAIR FIXED SEATING — COUNTER HEIGHT

ALUMINUM SEAT & BACK

MODEL	BRUSHED ALUMINUM
850CS-66-3001	1338

WOOD SEAT & ALUMINUM BACK

MODEL	WOOD
850CS-16-3001	1162

FULLY UPHOLSTERED SEAT & ALUMINUM BACK

MODEL	YARDAGE	COM	GRADE 1	GRADE 2	GRADE 3	GRADE 4	GRADE 5
850CS-36-3001	0.45	1115	1146	1153	1161	1168	1176

ALUMINUM SEAT & BACK

MODEL	BRUSHED ALUMINUM
850CS-66-4001	1338

WOOD SEAT & ALUMINUM BACK

MODEL	WOOD
850CS-16-4001	1162

FULLY UPHOLSTERED SEAT & ALUMINUM BACK

MODEL	YARDAGE	COM	GRADE 1	GRADE 2	GRADE 3	GRADE 4	GRADE 5
850CS-36-4001	0.45	1115	1146	1153	1161	1168	1176

Overall Height: 37" Seat Height: 25" Overall Depth: 19" Overall Width: 16"
C.O.M.: .45 yd Shipping Weight/Chair: 21# No. Per Carton: 2



3002 Core-Drilled
4002 Bolt-Down
4003 Core-Drilled w/ Footring
4004 Bolt-Down w/ Footring

SIREN CHAIR FIXED SEATING — BAR HEIGHT

ALUMINUM SEAT & BACK

MODEL	BRUSHED ALUMINUM
850CS-66-3002	1363

WOOD SEAT & ALUMINUM BACK

MODEL	WOOD
850CS-16-3002	1185

FULLY UPHOLSTERED SEAT & ALUMINUM BACK

MODEL	YARDAGE	COM	GRADE 1	GRADE 2	GRADE 3	GRADE 4	GRADE 5
850CS-36-3002	0.45	1138	1169	1176	1184	1191	1199

ALUMINUM SEAT & BACK

MODEL	BRUSHED ALUMINUM
850CS-66-4002	1363

WOOD SEAT & ALUMINUM BACK

MODEL	WOOD
850CS-16-4002	1185

FULLY UPHOLSTERED SEAT & ALUMINUM BACK

MODEL	YARDAGE	COM	GRADE 1	GRADE 2	GRADE 3	GRADE 4	GRADE 5
850CS-36-4002	0.45	1138	1169	1176	1184	1191	1199

Overall Height: 44" Seat Height: 30" Overall Depth: 19" Overall Width: 16"

C.O.M.: .45 yd Shipping Weight/Chair: 22# No. Per Carton: 2

TABLES

TABLES INFORMATION

ABOUT OUR TABLES

Our table line includes a wide variety of standard materials, shapes, sizes, and edge treatments. We offer both indoor and outdoor commercial tables. Most of our tables are built for commercial indoor use only. Using a combination of our CNC laser-cutting machinery and master craftsman, choose from a large selection of communal tables to simple pedestals. For table sizes, shapes, and materials not listed in this Price List, please contact customer service.

Our table tops and bases are sold as one unit. While tops and bases can be purchased separately, to ensure the best quality product and fit, we suggest specifying complete tables. For most pedestal tables, tops are shipped separately from bases but are pre-drilled for easy installation into their accompanying bases.

WOOD TOPS

We use Maple, Hickory, White Oak, Walnut, or Mixed Woods for our solid wood tops. For each solid wood table, we sand and stain every square inch by hand. We then enhance the grain with expertly applied finishes that ensure long-lasting beauty. Maple table tops are available in all 16 of our standard wood finishes. Hickory, White Oak, Walnut, and Mixed Woods are only available with a natural, clear coat finish. If you specify a finish other than natural on any of these other species a custom match fee will be applied to your order. Because wood is a natural material, color may vary slightly from one piece to another, but every effort is made in the factory to match pieces consistently. Standard thickness for wood tables is 1.5".

LAMINATE TOPS

We use industrial-grade, low-formaldehyde particle board for the cores of our laminate table tops. Standard face for laminate top is .05" with a phenolic resin backer for balanced construction. Tops can also be specified with custom-designed laminates or certain high-performance grades for chemical resistant surfaces, fire-rated surfaces, and exceptional high-wear surfaces. Contact customer service for details and pricing.

Pricing for laminate tops is based on the Wilsonart "The Standards" Collection, but other laminates are available, we work with most major laminate providers: Wilsonart, Pionite, Formica, Nevamar, Arborite, etc. Call factory for information on laminate inlays.

STONE & SOLID SURFACE TABLE TOPS

Please contact our Specials Department if you would like a quote on Corian and other solid surfaces.

BASES

All of our table bases are made of either high-strength, structural steel or heavy-duty cast iron. Columns on both are heavy-wall tubes made of 14-gauge steel. All connections are hard welded using state-of-the-art machinery and a deep-penetration welding process that maximizes strength.

Bases are cleaned and primed before paint is applied via an automotive-grade powder coat system that assures even and thorough coverage. The environmentally friendly epoxy/polyester finish is baked in to create a beautiful, durable, color-rich surface.

Cast iron is produced by pouring molten iron into a mold and naturally cooling, which can create pitting in the metal. Pitting in the metal becomes visible when the iron is finished with a high gloss or highly saturated pigment. For a sleek look, we recommend using black or textured finishes on our cast iron bases. Finishes that work well include Rugged Brown, Ultra Bronze, Satin Tex, Ink Black, or Black Wrinkle.

Labor saving attachment provides for easy assembly and can save you hours on large installations.

TOLERANCES

Standard tables are 30" high. Counter height tables are 36" high. Pub height or bar height tables are 42" high. All dimensions listed for tops and bases are nominal and may vary slightly according to base configuration, edge profile selected, and any added accessories. Communal tables are true to size as noted in the dimensions with each product.

For example, if a table is listed in the price list as a 24" length, then the actual dimensions will vary just slightly depending on your selected edge profile. Please see table below for nominal dimensions and actual dimension comparisons.

Nominal Dimensions	Vinyl, Aluminum Urethane	Solid Wood	0.75" Solid Wood	1.25" Solid Wood	2" Solid Wood
24.000	23.500	23.500	23.500	23.500	23.500
30.000	29.500	29.500	29.500	29.500	29.500
36.000	35.500	35.500	35.500	35.500	35.500
42.000	41.500	41.500	41.500	41.500	41.500
48.000	47.500	47.500	47.500	47.500	47.500
54.000	53.500	53.500	53.500	53.500	53.500
60.000	59.500	59.500	59.500	59.500	59.500
72.000	71.500	71.500	71.500	71.500	71.500
84.000	83.500	83.500	83.500	83.500	83.500
96.000	95.500	95.500	95.500	95.500	95.500

*If tolerances are critical to the job application, acceptable tolerances must be noted on the purchase order.

BASE ONLY PURCHASES

Customers purchasing table base(s) without a top should note that we cannot and do not guarantee the strength, stability, and performance of the completed table with a top from a different source. Grand Rapids Chair tables are not meant to be sold as separate parts, but as whole products. Furthermore, if the customer purchases bases and table tops as separate parts, we will not provide construction and installation instructions for purchased parts to the customer, contractor, or installation crew.

TABLES: ACCESSORIES & OPTIONS

Depending on the model, most tables will allow you to add extra options like foot rings, purse hooks, and even power and electrical units. Below are our table options and accessories.



FOOT RINGS

A 18.75" diameter foot ring is hard-welded to the vertical column on pub height tables. Available with most base designs. All standard finishes available.



PURSE SHELF

An "under-top" option to accommodate purses, coats, cameras, etc. on pub height tables. Each shelf has four storage hooks affixed to the bottom of the shelf. Standard size is 15" in diameter, finished to match the table top. Call factory for pricing.



SELF-LEVELING GLIDES

A patented product that self-levels table bases on uneven floors. Clearance between bottom of base and floor is 2" with self-leveling glides.



TABLE-FLIP MECHANISM

Usually specified to accommodate table storage, this high-strength steel assembly allows the table top to easily flip into a vertical position. Available on square and round tops up to 36".

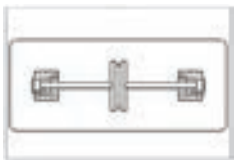


TABLE-FOLD MECHANISM

Mechanism allowing T-base tables to fold. Typically used to accommodate table storage.



TABLE CONNECTORS

Used to join square and rectangular tables together for reconfiguring spaces, featuring our patented "Sure Lock" mechanism.



LABOR SAVER

Labor Saver provides for easy assembly using a fixed, hardened 1/2" bolt that is hard welded into a heavy plate inside the bottom of the column then simply attached to the base and tightened by a nut and washer. This unique attachment can save you hours on large installations. Available on most pedestal bases.

LOOKING FOR SOMETHING MORE CUSTOM?

Our customization capabilities include:

- Engraving
- Printed table tops
- Distressing
- Custom wood stains and finishes
- Custom powder coat colors
- Custom heights
- Unique top shapes and sizes

Email your account manager for more information.

SOLID WOOD TOP EDGES

Available on all wood table tops including Maple, Walnut, White Oak, Hickory, and Mixed Woods.



Eased



Bullnose



WF6 - Knife Edge

LAMINATE TOP EDGES

The edges below are available for laminate tops and vary by product line.



Vintee, T-mold edge



3MM, Flat Plastic Edge



IPWF6 - Exposed Ply Knife Edge, Laminate Overlay Top



WD6 - Solid Wood Knife Edge



3MM, Knife Edge



IPWFLAT - Exposed Ply Flat Edge, Laminate Overlay Top



WD1

PEDESTAL TABLES - CAST IRON BASE



About the Collection

Orbit Tables feature a round cast iron base with a circular steel column. The Orbit series is available in round, square, or rectangle top shapes. Choose between 30" (dining), 36" (counter), or 42" (bar) height.

Standard Features

- Tops are available in square, round, or rectangular shapes
- Available top materials include solid wood in a variety of species and finishes or laminate top of your choosing
- Circular-shaped cast base with circular steel column
- Adjustable glides

Options & Accessories

Purse Shelf: Vintee Surfaces	114	\$250 List
Table-Flip Mechanism	114	\$140/Base
Table Connectors	114	\$75/Connection
Light Distressing	114	Call for Quote
Heavy Distressing	114	Call for Quote

Required to Order

1. Model Number and Description
2. Wood or Laminate Top Finish
3. Table Top Edge Profile
4. Table Base Finish
5. Options, if selected (above)

Example:

OR-24-24-SQ-36, Table, Orbit, OR, 24-24, Square Shape, Counter Height, Solid Wood Top, Maple, Eased Edge, Olive Green Base & Column

Notes & Tips


- * Assembly required
- * High gloss or low gloss clear coat not available


ORBIT TABLES — ROUND TABLES - 30", 36", 42" HIGH


Solid Wood Table Edge Options


Laminate Table Top Edge Options




Description	Top Size		Model #	\$ List Price							Unpkgd. Wgt. #
	Dia.	H		Maple	Hickory, White Oak	Walnut, Mixed Woods	Vinyl	Edgeband	Laminate Overlay	Wood Edges	
30" High, Round Orbit Table 	24" dia.	30"	OR-24-24-RD-30	796	1478	1655	434	539	611	1010	46
	30" dia.	30"	OR-30-30-RD-30	1061	1781	1995	501	647	829	1258	59
	36" dia.	30"	OR-36-36-RD-30	1416	2177	2438	636	816	1119	1584	74
	42" dia.	30"	OR-42-42-RD-30	1854	2655	2973	830	966	1621	2135	104
	48" dia.	30"	OR-48-48-RD-30	2442	3493	3912	964	1205	1894	2455	127

Description	Top Size		Model #	\$ List Price							Unpkgd. Wgt. #
	Dia.	H		Maple	Hickory, White Oak	Walnut, Mixed Woods	Vinyl	Edgeband	Laminate Overlay	Wood Edges	
36" High, Round Orbit Table 	24" dia.	36"	OR-24-24-RD-36	881	1563	1740	519	624	696	1095	
	30" dia.	36"	OR-30-30-RD-36	1146	1866	2080	586	732	914	1343	
	36" dia.	36"	OR-36-36-RD-36	1501	2262	2523	721	901	1204	1669	
	42" dia.	36"	OR-42-42-RD-36	1939	2740	3058	915	1051	1706	2220	
	48" dia.	36"	OR-48-48-RD-36	2527	3578	3997	1049	1290	1979	2540	

Description	Top Size		Model #	\$ List Price							Unpkgd. Wgt. #
	Dia.	H		Maple	Hickory, White Oak	Walnut, Mixed Woods	Vinyl	Edgeband	Laminate Overlay	Wood Edges	
36" High, Round Orbit Table With Foot Ring 	24" dia.	36"	OR-24-24-RD-36-FR	966	1648	1825	604	709	781	1180	
	30" dia.	36"	OR-30-30-RD-36-FR	1231	1951	2165	671	817	999	1428	
	36" dia.	36"	OR-36-36-RD-36-FR	1586	2347	2608	806	986	1289	1754	
	42" dia.	36"	OR-42-42-RD-36-FR	2024	2825	3143	1000	1136	1791	2305	
	48" dia.	36"	OR-48-48-RD-36-FR	2612	3663	4082	1134	1375	2064	2625	

Description	Top Size		Model #	\$ List Price							Unpkgd. Wgt. #
	Dia.	H		Maple	Hickory, White Oak	Walnut, Mixed Woods	Vinyl	Edgeband	Laminate Overlay	Wood Edges	
42" High, Round Orbit Table 	24" dia.	42"	OR-24-24-RD-42	881	1563	1740	519	624	696	1095	
	30" dia.	42"	OR-30-30-RD-42	1146	1866	2080	586	732	914	1343	
	36" dia.	42"	OR-36-36-RD-42	1501	2262	2523	721	901	1204	1669	
	42" dia.	42"	OR-42-42-RD-42	1939	2740	3058	915	1051	1706	2220	
	48" dia.	42"	OR-48-48-RD-42	2527	3578	3997	1049	1290	1979	2540	






Description	Top Size		Model #	\$ List Price							Unpkgd. Wgt. #
	Dia.	H		Maple	Hickory, White Oak	Walnut, Mixed Woods	Vinyl	Edgeband	Laminate Overlay	Wood Edges	
42" High, Round Orbit Table With Foot Ring 	24" dia.	42"	OR-24-24-RD-42-FR	966	1648	1825	604	709	781	1180	
	30" dia.	42"	OR-30-30-RD-42-FR	1231	1951	2165	671	817	999	1428	
	36" dia.	42"	OR-36-36-RD-42-FR	1586	2347	2608	806	986	1289	1754	
	42" dia.	42"	OR-42-42-RD-42-FR	2024	2825	3143	1000	1136	1791	2305	
	48" dia.	42"	OR-48-48-RD-42-FR	2612	3663	4082	1134	1375	2064	2625	

ORBIT TABLES — SQUARE TABLES - 30", 36", 42" HIGH

Solid Wood Table Edge Options

Laminate Table Top Edge Options




Description	Top Size			Model #	\$ List Price								Unpkgd. Wgt. #
	W	L	H		Maple	Hickory, White Oak	Walnut, Mixed Woods	Vinyl	Edgeband	Laminate Overlay	Wood Edges		
	24"	24"	30"	OR-24-24-SQ-30	777	1478	1655	434	539	514	639	46	
	30"	30"	30"	OR-30-30-SQ-30	1032	1747	1957	501	647	662	862	69	
	36"	36"	30"	OR-36-36-SQ-30	1416	2177	2438	636	816	883	1164	85	
	42"	42"	30"	OR-42-42-SQ-30	1798	2591	2902	830	966	1231	1714	126	
	24"	24"	36"	OR-24-24-SQ-36	862	1563	1740	519	624	599	724		
	30"	30"	36"	OR-30-30-SQ-36	1117	1832	2042	586	732	747	947		
	36"	36"	36"	OR-36-36-SQ-36	1501	2262	2523	721	901	968	1249		
	42"	42"	36"	OR-42-42-SQ-36	1883	2676	2987	915	1051	1316	1799		
	24"	24"	36"	OR-24-24-SQ-36-FR	947	1648	1825	604	709	684	809		
	30"	30"	36"	OR-30-30-SQ-36-FR	1202	1917	2127	671	817	832	1032		
	36"	36"	36"	OR-36-36-SQ-36-FR	1586	2347	2608	806	986	1053	1334		
	42"	42"	36"	OR-42-42-SQ-36-FR	1968	2761	3072	1000	1136	1401	1884		
	24"	24"	42"	OR-24-24-SQ-42	862	1563	1740	519	624	599	724		
	30"	30"	42"	OR-30-30-SQ-42	1117	1832	2042	586	732	747	947		
	36"	36"	42"	OR-36-36-SQ-42	1501	2262	2523	721	901	968	1249		
	42"	42"	42"	OR-42-42-SQ-42	1883	2676	2987	915	1051	1316	1799		
	24"	24"	42"	OR-24-24-SQ-42-FR	947	1648	1825	604	709	684	809		
	30"	30"	42"	OR-30-30-SQ-42-FR	1202	1917	2127	671	817	832	1032		
	36"	36"	42"	OR-36-36-SQ-42-FR	1586	2347	2608	806	986	1053	1334		
	42"	42"	42"	OR-42-42-SQ-42-FR	1968	2761	3072	1000	1136	1401	1884		


ORBIT TABLES — RECTANGULAR TABLES - 30", 36", 42" HIGH


Solid Wood Table Edge Options


Laminate Table Top Edge Options




Description	Top Size			Model #	\$ List Price							Unpkgd. Wgt. #
	W	L	H		Maple	Hickory, White Oak	Walnut, Mixed Woods	Vinyl	Edgeband	Laminate Overlay	Wood Edges	
 30" High, Rectangular Orbit Table	24"	30"	30"	OR-24-30-RT-30	891	1667	1867	463	659	586	738	61
	24"	36"	30"	OR-24-36-RT-30	1031	1757	1967	523	709	685	867	67
	30"	36"	30"	OR-30-36-RT-30	1241	2005	2245	586	678	778	1018	

Description	Top Size			Model #	\$ List Price							Unpkgd. Wgt. #
	W	L	H		Maple	Hickory, White Oak	Walnut, Mixed Woods	Vinyl	Edgeband	Laminate Overlay	Wood Edges	
 36" High, Rectangular Orbit Table	24"	30"	36"	OR-24-30-RT-36	976	1752	1952	548	744	671	823	
	24"	36"	36"	OR-24-36-RT-36	1116	1842	2052	608	794	770	952	
	30"	36"	36"	OR-30-36-RT-36	1326	2090	2330	671	848	863	1103	

Description	Top Size			Model #	\$ List Price							Unpkgd. Wgt. #
	W	L	H		Maple	Hickory, White Oak	Walnut, Mixed Woods	Vinyl	Edgeband	Laminate Overlay	Wood Edges	
 36" High, Rectangular Orbit Table With Foot Ring	24"	30"	36"	OR-24-30-RT-36-FR	1061	1837	2037	633	829	756	908	
	24"	36"	36"	OR-24-36-RT-36-FR	1201	1927	2137	693	879	855	1037	

Description	Top Size			Model #	\$ List Price							Unpkgd. Wgt. #
	W	L	H		Maple	Hickory, White Oak	Walnut, Mixed Woods	Vinyl	Edgeband	Laminate Overlay	Wood Edges	
 42" High, Rectangular Orbit Table	24"	30"	42"	OR-24-30-RT-42	976	1752	1952	548	744	671	823	
	24"	36"	42"	OR-24-36-RT-42	1116	1842	2052	608	794	770	952	
	30"	36"	42"	OR-30-36-RT-42	1326	2090	2330	671	848	863	1103	


Description	Top Size			Model #	\$ List Price							Unpkgd. Wgt. #
	W	L	H		Maple	Hickory, White Oak	Walnut, Mixed Woods	Vinyl	Edgeband	Laminate Overlay	Wood Edges	
 42" High, Rectangular Orbit Table With Foot Ring	24"	30"	42"	OR-24-30-RT-42-FR	1061	1837	2037	633	829	756	908	
	24"	36"	42"	OR-24-36-RT-42-FR	1201	1927	2137	693	879	855	1037	


ORBIT TABLES — RECTANGULAR TABLES - 30", 36", 42" HIGH


Solid Wood Table Edge Options

Laminate Table Top Edge Options



Description	Top Size			Model #	\$ List Price							Unpkgd. Wgt. #
	W	L	H		Maple	Hickory, White Oak	Walnut, Mixed Woods	Vinyl	Edgeband	Laminate Overlay	Wood Edges	
 <p>30" High, Rectangular Orbit Table With Two Bases</p>	24"	42"	30"	OR-24-42-RT-30	1181	1887	2114	556	762	788	965	73
	24"	48"	30"	OR-24-48-RT-30	1297	1976	2213	586	795	829	1065	
	24"	60"	30"	OR-24-60-RT-30	1808	2515	2816	847	1110	1161	1467	
	24"	72"	30"	OR-24-72-RT-30	2044	2868	3212	926	1199	1169	1666	
	30"	42"	30"	OR-30-42-RT-30	1347	2059	2307	611	789	898	1172	
	30"	48"	30"	OR-30-48-RT-30	1488	2198	2462	651	865	952	1264	
	30"	60"	30"	OR-30-60-RT-30	2099	2956	3311	975	1189	1371	1777	
	30"	72"	30"	OR-30-72-RT-30	2397	3403	3812	1056	1310	1545	2022	
	36"	60"	30"	OR-36-60-RT-30	2397	3403	3812	1047	1303	1545	2022	
	36"	72"	30"	OR-36-72-RT-30	2750	3935	4407	1149	1414	1756	2319	

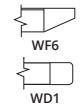
Description	Top Size			Model #	\$ List Price							Unpkgd. Wgt. #
	W	L	H		Maple	Hickory, White Oak	Walnut, Mixed Woods	Vinyl	Edgeband	Laminate Overlay	Wood Edges	
 <p>36" High, Rectangular Orbit Table With Two Bases</p>	24"	42"	36"	OR-24-42-RT-36	1266	1972	2199	641	847	873	1050	
	24"	48"	36"	OR-24-48-RT-36	1382	2061	2298	671	965	914	1150	
	24"	60"	36"	OR-24-60-RT-36	1978	2685	2986	1017	1280	1331	1637	
	24"	72"	36"	OR-24-72-RT-36	2214	3038	3382	1096	1369	1339	1836	
	30"	42"	36"	OR-30-42-RT-36	1432	2144	2392	696	959	983	1257	
	30"	48"	36"	OR-30-48-RT-36	1573	2283	2547	736	1035	1037	1349	
	30"	60"	36"	OR-30-60-RT-36	2269	3126	3481	1145	1359	1541	1947	
	30"	72"	36"	OR-30-72-RT-36	2567	3573	3982	1226	1480	1715	2192	
	36"	60"	36"	OR-36-60-RT-36	2567	3573	3982	1217	1473	1715	2192	
	36"	72"	36"	OR-36-72-RT-36	2920	4105	4577	1319	1584	1926	2489	


Description	Top Size			Model #	\$ List Price							Unpkgd. Wgt. #
	W	L	H		Maple	Hickory, White Oak	Walnut, Mixed Woods	Vinyl	Edgeband	Laminate Overlay	Wood Edges	
 <p>36" High, Rectangular Orbit Table With Two Bases and Foot Ring</p>	24"	60"	36"	OR-24-60-RT-36-FR	2148	2855	3156	1187	1450	1501	1807	
	24"	72"	36"	OR-24-72-RT-36-FR	2384	3208	3552	1266	1539	1509	2006	
	30"	60"	36"	OR-30-60-RT-36-FR	2439	3296	3651	1315	1529	1711	2117	
	30"	72"	36"	OR-30-72-RT-36-FR	2737	3743	4152	1396	1650	1885	2362	
	36"	60"	36"	OR-36-60-RT-36-FR	2737	3743	4152	1387	1643	1885	2362	
	36"	72"	36"	OR-36-72-RT-36-FR	3090	4275	4747	1489	1754	2096	2659	


ORBIT TABLES — RECTANGULAR TABLES - 30", 36", 42" HIGH

Solid Wood Table Edge Options

Laminate Table Top Edge Options



Description	Top Size			Model #	\$ List Price							Unpkgd. Wgt. #
	W	L	H		Maple	Hickory, White Oak	Walnut, Mixed Woods	Vinyl	Edgeband	Laminate Overlay	Wood Edges	
 42" High, Rectangular Orbit Table With Two Bases	24"	42"	42"	OR-24-42-RT-42	1266	1972	2199	641	847	873	1050	
	24"	48"	42"	OR-24-48-RT-42	1382	2061	2298	671	965	914	1150	
	24"	60"	42"	OR-24-60-RT-42	1978	2685	2986	1017	1280	1331	1637	
	24"	72"	42"	OR-24-72-RT-42	2214	3038	3382	1096	1369	1339	1836	
	30"	42"	42"	OR-30-42-RT-42	1432	2144	2392	696	959	983	1257	
	30"	48"	42"	OR-30-48-RT-42	1573	2283	2547	736	1035	1037	1349	
	30"	60"	42"	OR-30-60-RT-42	2269	3126	3481	1145	1359	1541	1947	
	30"	72"	42"	OR-30-72-RT-42	2567	3573	3982	1226	1480	1715	2192	
	36"	60"	42"	OR-36-60-RT-42	2567	3573	3982	1217	1473	1715	2192	
	36"	72"	42"	OR-36-72-RT-42	2920	4105	4577	1319	1584	1926	2489	

Description	W	L	H	Model #	Maple	Hickory, White Oak	Walnut, Mixed Woods	Vinyl	Edgeband	Laminate Overlay	Wood Edges	Unpkgd. Wgt. #
	 42" High, Rectangular Orbit Table With Two Bases and Foot Ring	24"	60"		42"	OR-24-60-RT-42-FR	2148	2855	3156	1187	1450	
24"		72"	42"	OR-24-72-RT-42-FR	2384	3208	3552	1266	1539	1509	2006	
30"		60"	42"	OR-30-60-RT-42-FR	2439	3296	3651	1315	1529	1711	2117	
30"		72"	42"	OR-30-72-RT-42-FR	2737	3743	4152	1396	1650	1885	2362	
36"		60"	42"	OR-36-60-RT-42-FR	2737	3743	4152	1387	1643	1885	2362	
36"		72"	42"	OR-36-72-RT-42-FR	3090	4275	4747	1489	1754	2096	2659	



About the Collection

Spartan Tables feature an X-shaped or T-shaped cast iron base with a circular steel column. The Spartan series is available in round, square, or rectangle top shapes. Choose between 30" (dining), 36" (counter), or 42" (bar) height.

Standard Features

- Tops are available in square, round, or rectangular shapes
- Available top materials include solid wood in a variety of species and finishes or laminate tops of your choosing
- X-based shaped cast base with circular steel column
- Adjustable glides

Options & Accessories

Purse Shelf: Vintee Surfaces	114	\$250
Self-Leveling Glides	114	\$12/T-Base, \$24/X-Base
Table-Flip Mechanism	114	\$140/Base
Table Connectors	114	\$75/Connection
Light Distressing	114	Call for Quote
Heavy Distressing	114	Call for Quote

Required to Order

1. Model Number and Description
2. Wood or Laminate Top Finish
3. Table Top Edge Profile
4. Table Base Finish
5. Options, if selected (above)
6. Glides, if other than standard listed

Example:

SP-24-24-SQ-36, Table, Spartan, SP, 24-24, Square Shape, Counter Height, Solid Wood Top, Maple, Eased Edge, Olive Green Base & Column

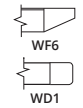
Notes & Tips






- * When specifying self-leveling glides, overall height of table increases by 1/4"
- * Assembly required
- * High gloss or low gloss clear coat not available

SPARTAN TABLES — ROUND TABLES - 30", 36", 42" HIGH

Solid Wood Table Edge Options

Laminate Table Top Edge Options








Description	Top Size			\$ List Price							Unpkgd. Wgt. #
	Dia.	H	Model #	Maple	Hickory, White Oak	Walnut, Mixed Woods	Vinyl	Edgeband	Laminate Overlay	Wood Edges	
30" High, Round Spartan Table 	24" dia.	30"	SP-24-24-RD-30	640	1295	1451	431	488	607	1005	36
	30" dia.	30"	SP-30-30-RD-30	907	1598	1790	498	561	825	1250	48
	36" dia.	30"	SP-36-36-RD-30	1241	1968	2204	618	699	1102	1568	64
	42" dia.	30"	SP-42-42-RD-30	2052	2938	3291	923	1042	1713	2213	85
36" High, Round Spartan Table 	24" dia.	36"	SP-24-24-RD-36	725	1380	1536	516	573	692	1090	
	30" dia.	36"	SP-30-30-RD-36	992	1683	1875	583	646	910	1335	
	36" dia.	36"	SP-36-36-RD-36	1326	2053	2289	703	784	1187	1653	
36" High, Round Spartan Table With Foot Ring 	24" dia.	36"	SP-24-24-RD-36-FR	810	1465	1621	601	658	777	1175	
	30" dia.	36"	SP-30-30-RD-36-FR	1077	1768	1960	668	731	995	1420	
	36" dia.	36"	SP-36-36-RD-36-FR	1411	2138	2374	788	869	1272	1738	
42" High, Round Spartan Table 	24" dia.	42"	SP-24-24-RD-42	725	1380	1536	516	573	692	1090	
	30" dia.	42"	SP-30-30-RD-42	992	1683	1875	583	646	910	1335	
	36" dia.	42"	SP-36-36-RD-42	1326	2053	2289	703	784	1187	1653	
42" High, Round Spartan Table With Foot Ring 	24" dia.	42"	SP-24-24-RD-42-FR	810	1465	1621	601	658	777	1175	
	30" dia.	42"	SP-30-30-RD-42-FR	1077	1768	1960	668	731	995	1420	
	36" dia.	42"	SP-36-36-RD-42-FR	1411	2138	2374	788	869	1272	1738	

SPARTAN TABLES — SQUARE TABLES - 30", 36", 42" HIGH

Solid Wood Table Edge Options

Laminate Table Top Edge Options

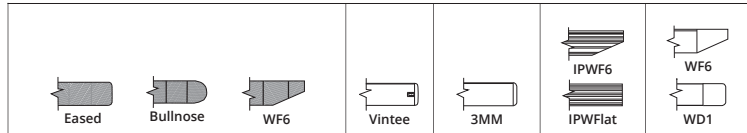







Description	Top Size			Model #	\$ List Price							Unpkgd. Wgt. #
	W	L	H		Maple	Hickory, White Oak	Walnut, Mixed Woods	Vinyl	Edgeband	Laminate Overlay	Wood Edges	
	24"	24"	30"	SP-24-24-SQ-30	624	1276	1429	431	488	508	875	42
	30"	30"	30"	SP-30-30-SQ-30	878	1568	1756	511	561	672	1124	55
	36"	36"	30"	SP-36-36-SQ-30	1241	1840	2061	597	699	844	1391	75
	42"	42"	30"	SP-42-42-SQ-30	1763	2550	2855	693	928	1095	1855	100
	24"	24"	36"	SP-24-24-SQ-36	709	1361	1514	516	573	593	960	
	30"	30"	36"	SP-30-30-SQ-36	963	1653	1841	596	646	757	1209	
	36"	36"	36"	SP-36-36-SQ-36	1326	1925	2146	682	784	929	1476	
	24"	24"	36"	SP-24-24-SQ-36-FR	794	1446	1599	601	658	678	1045	
	30"	30"	36"	SP-30-30-SQ-36-FR	1048	1738	1926	681	731	842	1294	
	36"	36"	36"	SP-36-36-SQ-36-FR	1933	2720	3025	863	1013	1265	2025	
	24"	24"	42"	SP-24-24-SQ-42	709	1361	1514	516	573	593	960	
	30"	30"	42"	SP-30-30-SQ-42	963	1653	1841	596	646	757	1209	
	36"	36"	42"	SP-36-36-SQ-42	1326	1925	2146	682	784	929	1476	
	24"	24"	42"	SP-24-24-SQ-42-FR	794	1446	1599	601	658	678	1045	
	30"	30"	42"	SP-30-30-SQ-42-FR	1048	1738	1926	681	731	842	1294	
	36"	36"	42"	SP-36-36-SQ-42-FR	1411	2010	2231	767	869	1014	1561	

SPARTAN TABLES — RECTANGULAR TABLES - 30", 36", 42" HIGH

Solid Wood Table Edge Options

Laminate Table Top Edge Options




Description	Top Size			Model #	\$ List Price								Unpkgd. Wgt. #
	W	L	H		Maple	Hickory, White Oak	Walnut, Mixed Woods	Vinyl	Edgeband	Laminate Overlay	Wood Edges		
	24"	30"	30"	SP-24-30-RT-30	737	1406	1575	459	520	581	978	50	
	24"	36"	30"	SP-24-36-RT-30	875	1505	1686	506	568	666	1098	56	
	24"	42"	30"	SP-24-42-RT-30	1000	1610	1804	537	635	769	1202	65	
	30"	36"	30"	SP-30-36-RT-30	1052	1714	1920	568	635	759	1256	65	
	24"	30"	36"	SP-24-30-RT-36	822	1491	1660	544	605	666	1063		
	24"	36"	36"	SP-24-36-RT-36	960	1590	1771	591	653	751	1183		
	24"	42"	36"	SP-24-42-RT-36	1085	1695	1889	622	720	854	1287		
	30"	36"	36"	SP-30-36-RT-36	1137	1799	2005	653	720	844	1341		
	24"	30"	36"	SP-24-30-RT-36-FR	907	1576	1745	629	690	751	1148		
	24"	36"	36"	SP-24-36-RT-36-FR	1045	1675	1856	676	738	836	1268		
	24"	42"	36"	SP-24-42-RT-36-FR	1170	1780	1974	707	805	939	1372		
	30"	36"	36"	SP-30-36-RT-36-FR	1222	1884	2090	738	805	929	1426		
	24"	30"	42"	SP-24-30-RT-42	822	1491	1660	544	605	666	1063		
	24"	36"	42"	SP-24-36-RT-42	960	1590	1771	591	653	751	1183		
	24"	42"	42"	SP-24-42-RT-42	1085	1695	1889	622	720	854	1287		
	30"	36"	42"	SP-30-36-RT-42	1137	1799	2005	653	720	844	1341		
	24"	30"	42"	SP-24-30-RT-42-FR	907	1576	1745	629	690	751	1148		
	24"	36"	42"	SP-24-36-RT-42-FR	1045	1675	1856	676	738	836	1268		
	24"	42"	42"	SP-24-42-RT-42-FR	1170	1780	1974	707	805	939	1372		
	30"	36"	42"	SP-30-36-RT-42-FR	1222	1884	2090	738	805	929	1426		


SPARTAN TABLES — RECTANGULAR TABLES - 30", 36", 42" HIGH


Solid Wood Table Edge Options

Laminate Table Top Edge Options



Description	Top Size			Model #	\$ List Price							Unpkgd. Wgt. #
	W	L	H		Maple	Hickory, White Oak	Walnut, Mixed Woods	Vinyl	Edgeband	Laminate Overlay	Wood Edges	
30" High, Rectangular Spartan Table With T-Bases 	24"	48"	30"	SP-24-48-RT-30	1236	1843	2064	580	667	808	1247	70
	24"	60"	30"	SP-24-60-RT-30	1481	2131	2387	804	849	1116	1700	
	24"	72"	30"	SP-24-72-RT-30	1717	2486	2784	882	937	1124	1907	
	30"	48"	30"	SP-30-48-RT-30	1436	2078	2327	611	717	912	1488	
	30"	60"	30"	SP-30-60-RT-30	1775	2572	2881	838	927	1215	1751	
	30"	72"	30"	SP-30-72-RT-30	2071	3018	3381	926	1017	1260	2008	

Description	Top Size			Model #	\$ List Price							Unpkgd. Wgt. #
	W	L	H		Maple	Hickory, White Oak	Walnut, Mixed Woods	Vinyl	Edgeband	Laminate Overlay	Wood Edges	
36" High, Rectangular Spartan Table With T-Bases 	24"	48"	36"	SP-24-48-RT-36	1321	1928	2149	665	837	893	1332	
	24"	60"	36"	SP-24-60-RT-36	1651	2301	2557	974	1019	1286	1870	
	24"	72"	36"	SP-24-72-RT-36	1887	2656	2954	1052	1107	1294	2077	
	30"	48"	36"	SP-30-48-RT-36	1606	2248	2497	781	887	1082	1658	
	30"	60"	36"	SP-30-60-RT-36	1945	2742	3051	1008	1097	1385	1921	
	30"	72"	36"	SP-30-72-RT-36	2241	3188	3551	1096	1187	1430	2178	






Description	Top Size			Model #	\$ List Price							Unpkgd. Wgt. #
	W	L	H		Maple	Hickory, White Oak	Walnut, Mixed Woods	Vinyl	Edgeband	Laminate Overlay	Wood Edges	
42" High, Rectangular Spartan Table With T-Bases 	24"	48"	42"	SP-24-48-RT-42	1321	1928	2149	665	837	893	1332	
	24"	60"	42"	SP-24-60-RT-42	1651	2301	2557	974	1019	1286	1870	
	24"	72"	42"	SP-24-72-RT-42	1887	2656	2954	1052	1107	1294	2077	
	30"	48"	42"	SP-30-48-RT-42	1606	2248	2497	781	887	1082	1658	
	30"	60"	42"	SP-30-60-RT-42	1945	2742	3051	1008	1097	1385	1921	
	30"	72"	42"	SP-30-72-RT-42	2241	3188	3551	1096	1187	1430	2178	

SPARTAN TABLES — RECTANGULAR TABLES - 30", 36", 42" HIGH

Solid Wood Table Edge Options

Laminate Table Top Edge Options

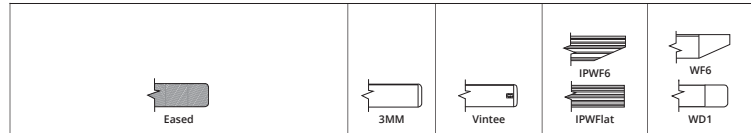


Description	Top Size			Model #	\$ List Price							Unpkgd. Wgt. #
	W	L	H		Maple	Hickory, White Oak	Walnut, Mixed Woods	Vinyl	Edgeband	Laminate Overlay	Wood Edges	
	36"	60"	30"	SP-36-60-RT-30	2089	3041	3406	981	1095	1480	2259	
	36"	72"	30"	SP-36-72-RT-30	2453	3585	4015	1112	1232	1712	2678	
		36"	60"	36"	SP-36-60-RT-36	2089	3041	3406	981	1265	1480	2259
36"		72"	36"	SP-36-72-RT-36	2453	3585	4015	1112	1402	1712	2678	
		36"	60"	36"	SP-36-60-RT-36-FR	2429	3381	3746	1321	1435	1820	2599
	36"	72"	36"	SP-36-72-RT-36-FR	2793	3925	4355	1452	1572	2052	3018	
		36"	60"	42"	SP-36-60-RT-42	2429	3381	3746	1321	1265	1820	2599
36"		72"	42"	SP-36-72-RT-42	2793	3925	4355	1452	1402	2052	3018	
		36"	60"	42"	SP-36-60-RT-42-FR	2429	3381	3746	1321	1265	1820	2599
	36"	72"	42"	SP-36-72-RT-42-FR	2793	3925	4355	1452	1402	2052	3018	

SPARTAN TABLES — SQUARE-TO-ROUND TABLES - 30" HIGH

Solid Wood Table Edge Options

Laminate Table Top Edge Options



Description	Top Size			Model #				\$ List Price				Unpkgd. Wgt. #
	W	L	H		Maple	Hickory, White Oak	Walnut, Mixed Woods	Edgeband	Vinyl	Laminate Overlay	Wood Edges	
30" High, Square-to-Round Spartan Table	30"	42"	30"	SP-30-42-SQRD-30	2569	3741	4190	1160	N/A	-	-	80
	36"	51"	30"	SP-36-51-SQRD-30	3287	4887	5474	1871	N/A	-	-	80



PEDESTAL TABLES - STEEL BASE



About the Collection

The Bowen Outdoor Pedestal Table features a 3" round powder coated steel column and plate base with a durable outdoor slatted high-density polyethylene (HDPE) top surface. HDPE is a sustainable wood alternative made primarily from recycled plastic.. Choose between 30" (dining), 36" (counter), or 42" (bar) height.

Standard Features

- Top surface available in HDPE materials suitable for the outdoors.
- HDPE is a sustainable dimensional wood alternative made primarily from recycled and recyclable plastic. It is a high-performance, low maintenance material that is color stable and will never splinter, crack nor chip.
- Tops are available in square or rectangular shapes
- 3" round steel column
- Steel base finished in the powder coat color of your choice
- Slats are 5.5" wide spaced .375" apart for easy cleaning
- Bullnose edge profile
- 2.5" Radius corners on tops and base plate
- Plastic glides

Options & Accessories

Felt Glides for indoor use

-

Add to List Price

\$0

Required to Order

1. Model Number and Description
2. Wood Top Finish
3. Metal Finish


Example:


BWP-24-29-RT-30; 30" High Bowen Communal Table; Black Top, Ink Black base


Notes & Tips

- * Assembly required
- * High gloss and low gloss clear coat not available on Bowen Tables

BOWEN TABLES — SQUARE, RECTANGULAR TABLES - 30", 36", 42" HIGH

Description	Top Size				\$ List Price	Unpkgd. Wgt. #
	W	L	H	Model #		
30" High, Bowen Table With round column 					HDPE	
	24"	24"	30"	BWP-24-24-SQ-30	1425	47
	30"	29"	30"	BWP-30-29-SQ-30	1726	71
	36"	35"	30"	BWP-36-35-SQ-30	2342	106
	24"	29"	30"	BWP-24-29-RT-30	1651	57
	24"	35"	30"	BWP-24-35-RT-30	1868	68
	30"	35"	30"	BWP-30-35-RT-30	2243	85

Description	Top Size				\$ List Price	Unpkgd. Wgt. #
	W	L	H	Model #		
36" High, Bowen Table With round column 					HDPE	
	24"	24"	36"	BWP-24-24-SQ-36	1510	53
	30"	29"	36"	BWP-30-29-SQ-36	1811	79
	36"	35"	36"	BWP-36-35-SQ-36	2427	116
	24"	29"	36"	BWP-24-29-RT-36	1736	64
	24"	35"	36"	BWP-24-35-RT-36	1953	76
	30"	35"	36"	BWP-30-35-RT-36	2328	94

Description	Top Size				\$ List Price	Unpkgd. Wgt. #
	W	L	H	Model #		
42" High, Bowen Table With round column 					HDPE	
	24"	24"	42"	BWP-24-24-SQ-42	1510	54
	30"	29"	42"	BWP-30-29-SQ-42	1811	80
	36"	35"	42"	BWP-36-35-SQ-42	2427	117
	24"	29"	42"	BWP-24-29-RT-42	1736	65
	24"	35"	42"	BWP-24-35-RT-42	1953	85
	30"	35"	42"	BWP-30-35-RT-42	2328	95



About the Collection

Brady Pedestal Tables feature a square steel base with square steel columns. The Brady series is available in round, square, or rectangle top shapes. Choose between 30" (dining), 36" (counter), or 42" (bar) height.

Standard Features

- Tops are available in square, round, or rectangular shapes
- Available top materials include solid wood in a variety of species and finishes or laminate tops of your choosing
- The column is 4" square steel unit
- Square shaped base with a square steel column
- The base is finished in the metal finish of your choice
- Felt glides

Options & Accessories

Light Distressing	114	Call for Quote
Heavy Distressing	114	Call for Quote

Required to Order

1. Model Number and Description
2. Wood or Laminate Top Finish
3. Table Top Edge Profile
4. Table Base Finish
5. Options, if selected (above)

Example:

BRP-24-24-SQ-36, Table, Brady Pedestal, BRP, 24-24, Square Shape, Counter Height, Solid Wood Top, Maple, Eased Edge, Olive Green Base & Column

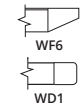
Notes & Tips

- * Assembly required
- * Please note, round and square tops that are larger than 36" will require an additional column or base

BRADY TABLES — ROUND TABLES - 30", 36", 42" HIGH

Solid Wood Table Edge Options

Laminate Table Top Edge Options



Eased

Bullnose




WF6

Vintee

3MM

IPWF6
IPWFlat

WF6
WD1

Description	Top Size		Model #	\$ List Price							Unpkgd. Wgt. #
	Dia.	H		Maple	Hickory, White Oak	Walnut, Mixed Woods	Vinyl	Edgeband	Laminate Overlay	Wood Edges	
30" High, Round Brady Table 	30" dia.	30"	BRP-30-30-RD-30	1202	1954	2189	1034	893	1426	1991	84
	36" dia.	30"	BRP-36-36-RD-30	1512	2297	2572	1164	1011	1754	2360	94
36" High, Round Brady Table 	30" dia.	36"	BRP-30-30-RD-36	1287	2039	2274	1119	978	1511	2076	
	36" dia.	36"	BRP-36-36-RD-36	1597	2382	2657	1249	1096	1839	2445	
42" High, Round Brady Table 	30" dia.	42"	BRP-30-30-RD-42	1287	2039	2274	1119	1063	1511	2076	
	36" dia.	42"	BRP-36-36-RD-42	1597	2382	2657	1249	1181	1839	2445	

BRADY TABLES — SQUARE TABLES - 30", 36", 42" HIGH

Solid Wood Table Edge Options

Laminate Table Top Edge Options



Eased

Bullnose


WF6


Vintee


3MM

IPWF6
IPWFlat

WF6
WD1

Description	Top Size			Model #	\$ List Price							Unpkgd. Wgt. #
	W	L	H		Maple	Hickory, White Oak	Walnut, Mixed Woods	Vinyl	Edgeband	Laminate Overlay	Wood Edges	
 30" High, Square Brady Table	24"	24"	30"	BRP-24-24-SQ-30	879	1583	1773	788	766	883	1058	69
	30"	30"	30"	BRP-30-30-SQ-30	1158	1903	2131	1034	876	1224	1503	98
	36"	36"	30"	BRP-36-36-SQ-30	1496	2276	2549	1164	992	1459	1839	113

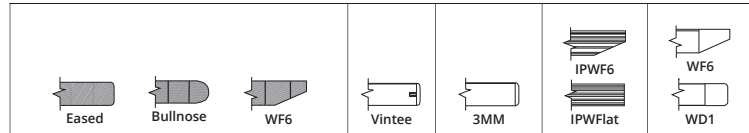
Description	Top Size			Model #	\$ List Price							Unpkgd. Wgt. #
	W	L	H		Maple	Hickory, White Oak	Walnut, Mixed Woods	Vinyl	Edgeband	Laminate Overlay	Wood Edges	
 36" High, Square Brady Table	24"	24"	36"	BRP-24-24-SQ-36	964	1668	1858	873	851	968	1143	
	30"	30"	36"	BRP-30-30-SQ-36	1243	1988	2216	1119	961	1309	1588	
	36"	36"	36"	BRP-36-36-SQ-36	1581	2361	2634	1249	1077	1544	1924	

Description	Top Size			Model #	\$ List Price							Unpkgd. Wgt. #
	W	L	H		Maple	Hickory, White Oak	Walnut, Mixed Woods	Vinyl	Edgeband	Laminate Overlay	Wood Edges	
 42" High, Square Brady Table	24"	24"	42"	BRP-24-24-SQ-42	964	1668	1858	873	851	968	1143	
	30"	30"	42"	BRP-30-30-SQ-42	1243	1988	2216	1119	961	1309	1588	
	36"	36"	42"	BRP-36-36-SQ-42	1581	2361	2634	1249	1077	1544	1924	

BRADY TABLES — RECTANGULAR TABLES - 30", 36", 42" HIGH

Solid Wood Table Edge Options

Laminate Table Top Edge Options



Description	Top Size			Model #	\$ List Price							Unpkgd. Wgt. #
	W	L	H		Maple	Hickory, White Oak	Walnut, Mixed Woods	Vinyl	Edgeband	Laminate Overlay	Wood Edges	
30" High, Rectangular Brady Table	24"	30"	30"	BRP-24-30-RT-30	1151	1982	2220	929	961	1075	1289	
	24"	36"	30"	BRP-24-36-RT-30	1285	2067	2315	970	994	1163	1411	
	30"	36"	30"	BRP-30-36-RT-30	1456	2269	2542	1045	1065	1279	1595	



About the Collection

Cassandra Tables feature an X-shaped or 4-column base with circular steel columns. The Cassandra series is available in round, square, or rectangle top shapes. Choose between 30" (dining), 36" (counter), or 42" (bar) height.

Standard Features

- Tops are available in square, round, or rectangular shapes
- Available top materials include solid wood in a variety of species and finishes or laminate tops of your choosing
- X-shaped base with a circular steel column
- The base is finished in the metal finish of your choice
- Adjustable glides

Options & Accessories

Purse Shelf: Vintee Surfaces	114	\$250
Self-Leveling Glides	114	\$14/T-Base, \$24/X-Base
Table-Flip Mechanism	114	\$140/Base
Table-Fold Mechanism	114	\$250/Table
Table Connectors	114	\$75/Connection

Required to Order

1. Model Number and Description
2. Wood or Laminate Top Finish
3. Table Top Edge Profile
4. Table Base Finish
5. Options, if selected (above)
6. Glides, if other than standard listed

Example:

CA-24-24-SQ-36, Table, Cassandra, CA, 24-24, Square Shape, Counter Height, Solid Wood Top, Maple, Eased Edge, Olive Green Base & Column

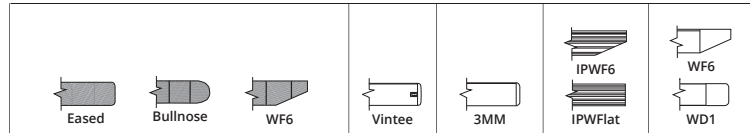
Notes & Tips





- * When specifying self-leveling glides, overall height of table increases by 1/4"
- * Assembly required
- * Please note, round and square tops that are larger than 36" will require an additional column or base

CASSANDRA TABLES — ROUND TABLES - 30", 36", 42" HIGH

Solid Wood Table Edge Options

Laminate Table Top Edge Options

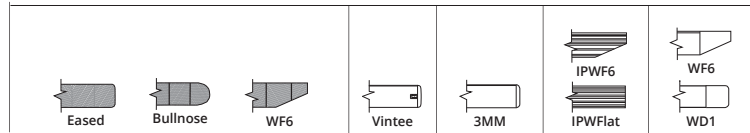



Description	Top Size		Model #	\$ List Price							Unpkgd. Wgt. #
	Dia.	H		Maple	Hickory, White Oak	Walnut, Mixed Woods	Vinyl	Edgeband	Laminate Overlay	Wood Edges	
30" High, Round Cassandra Table 	24" dia.	30"	CA-24-24-RD-30	917	1621	1816	571	732	778	1258	44
	30" dia.	30"	CA-30-30-RD-30	1184	1925	2157	649	804	1035	1546	57
	36" dia.	30"	CA-36-36-RD-30	1543	2324	2603	775	917	1346	1902	75
36" High, Round Cassandra Table 	24" dia.	36"	CA-24-24-RD-36	1002	1706	1901	656	817	863	1343	
	30" dia.	36"	CA-30-30-RD-36	1269	2010	2242	734	889	1120	1631	
	36" dia.	36"	CA-36-36-RD-36	1628	2409	2688	860	1002	1431	1987	
36" High, Round Cassandra Table With Foot Ring 	24" dia.	36"	CA-24-24-RD-36-FR	1087	1791	1986	741	902	948	1428	
	30" dia.	36"	CA-30-30-RD-36-FR	1354	2095	2327	819	974	1205	1716	
	36" dia.	36"	CA-36-36-RD-36-FR	1713	2494	2773	945	1087	1516	2072	
42" High, Round Cassandra Table 	24" dia.	42"	CA-24-24-RD-42	1002	1706	1901	656	817	863	1343	
	30" dia.	42"	CA-30-30-RD-42	1269	2010	2242	734	889	1120	1631	
	36" dia.	42"	CA-36-36-RD-42	1628	2409	2688	860	1002	1431	1987	


CASSANDRA TABLES — ROUND TABLES - 30", 36", 42" HIGH


Solid Wood Table Edge Options


Laminate Table Top Edge Options



Description	Top Size		\$ List Price								Unpkgd. Wgt. #
	Dia.	H	Model #	Maple	Hickory, White Oak	Walnut, Mixed Woods	Vinyl	Edgeband	Laminate Overlay	Wood Edges	
42" High, Round Cassandra Table With Foot Ring 	24" dia.	42"	CA-24-24-RD-42-FR	1087	1791	1986	741	902	948	1428	
	30" dia.	42"	CA-30-30-RD-42-FR	1354	2095	2327	819	974	1205	1716	
	36" dia.	42"	CA-42-42-RD-42-FR	1713	2494	2773	945	1087	1516	2072	

Description	Top Size		\$ List Price								Unpkgd. Wgt. #
	Dia.	H	Model #	Maple	Hickory, White Oak	Walnut, Mixed Woods	Vinyl	Edgeband	Laminate Overlay	Wood Edges	
30" High, Round Cassandra Table With Four Columns 	42" da.	30"	CA-42-42-RD-30	2356	3291	3686	1264	1435	2197	2805	
	48" da.	30"	CA-48-48-RD-30	2819	3933	4405	1375	1573	2467	3152	
	54" dia.	30"	CA-54-54-RD-30	3393	4775	5348	1632	1835	3157	4083	
	60" dia.	30"	CA-60-60-RD-30	4089	5778	6471	1927	-	3412	4341	
	72" dia.	30"	CA-72-72-RD-30	5809	8229	9216	2039	-	3976	4587	

Description	Top Size		\$ List Price								Unpkgd. Wgt. #
	Dia.	H	Model #	Maple	Hickory, White Oak	Walnut, Mixed Woods	Vinyl	Edgeband	Laminate Overlay	Wood Edges	
36" High, Round Cassandra Table With Four Columns 	42" dia.	36"	CA-42-42-RD-36	2696	3631	4026	1604	1775	2537	3145	







Description	Top Size		\$ List Price								Unpkgd. Wgt. #
	Dia.	H	Model #	Maple	Hickory, White Oak	Walnut, Mixed Woods	Vinyl	Edgeband	Laminate Overlay	Wood Edges	
42" High, Round Cassandra Table With Four Columns 	42" dia.	42"	CA-42-42-RD-42	2696	3631	4026	1604	1775	2537	3145	

CASSANDRA TABLES — SQUARE TABLES - 30", 36", 42" HIGH

Solid Wood Table Edge Options

Laminate Table Top Edge Options

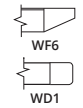



Description	Top Size			Model #	\$ List Price								Unpkgd. Wgt. #
	W	L	H		Maple	Hickory, White Oak	Walnut, Mixed Woods	Vinyl	Edgeband	Laminate Overlay	Wood Edges		
	24"	24"	30"	CA-24-24-SQ-30	865	1559	1746	571	695	664	818	44	
	30"	30"	30"	CA-30-30-SQ-30	1190	1935	2167	649	839	732	964	57	
	36"	36"	30"	CA-36-36-SQ-30	1579	2365	2649	822	991	1110	1454	92	
	24"	24"	36"	CA-24-24-SQ-36	960	1662	1862	662	780	756	910		
	30"	30"	36"	CA-30-30-SQ-36	1285	2038	2283	741	924	824	1056		
	36"	36"	36"	CA-36-36-SQ-36	1674	2469	2765	913	1076	1202	1546		
	24"	24"	36"	CA-24-24-SQ-36-FR	1055	1766	1978	754	865	848	1002		
	30"	30"	36"	CA-30-30-SQ-36-FR	1381	2142	2399	833	1009	915	1148		
	36"	36"	36"	CA-36-36-SQ-36-FR	1769	2573	2881	1005	1161	1294	1637		
	24"	24"	42"	CA-24-24-SQ-42	960	1662	1862	662	780	756	910		
	30"	30"	42"	CA-30-30-SQ-42	1285	2038	2283	741	924	824	1056		
	36"	36"	42"	CA-36-36-SQ-42	1674	2469	2765	913	1076	1202	1546		
	24"	24"	42"	CA-24-24-SQ-42-FR	1055	1766	1978	754	865	848	1002		
	30"	30"	42"	CA-30-30-SQ-42-FR	1381	2142	2399	833	1009	915	1148		
	36"	36"	42"	CA-36-36-SQ-42-FR	1769	2573	2881	1005	1161	1294	1637		
	42"	42"	30"	CA-42-42-SQ-30	2305	3183	3565	1215	1428	1686	2275		
	48"	48"	30"	CA-48-48-SQ-30	2799	3912	4381	1405	1625	1997	2633		


CASSANDRA TABLES — RECTANGULAR TABLES - 30", 36", 42" HIGH


Solid Wood Table Edge Options


Laminate Table Top Edge Options




Description	Top Size			Model #	\$ List Price							Unpkgd. Wgt. #
	W	L	H		Maple	Hickory, White Oak	Walnut, Mixed Woods	Vinyl	Edgeband	Laminate Overlay	Wood Edges	
30" High, Rectangular Cassandra Table 	24"	30"	30"	CA-24-30-RT-30	1013	1731	1938	606	763	748	935	50
	24"	36"	30"	CA-24-36-RT-30	1172	1854	2076	643	816	833	1050	56
	24"	42"	30"	CA-24-42-RT-30	1287	1983	2221	682	883	954	1168	70

Description	Top Size			Model #	\$ List Price							Unpkgd. Wgt. #
	W	L	H		Maple	Hickory, White Oak	Walnut, Mixed Woods	Vinyl	Edgeband	Laminate Overlay	Wood Edges	
36" High, Rectangular Cassandra Table 	24"	30"	36"	CA-24-30-RT-36	1098	1816	2023	691	848	833	1020	
	24"	36"	36"	CA-24-36-RT-36	1257	1939	2161	728	901	918	1135	
	24"	42"	36"	CA-24-42-RT-36	1372	2068	2306	767	968	1039	1253	

Description	Top Size			Model #	\$ List Price							Unpkgd. Wgt. #
	W	L	H		Maple	Hickory, White Oak	Walnut, Mixed Woods	Vinyl	Edgeband	Laminate Overlay	Wood Edges	
36" High, Rectangular Cassandra Table With Foot Ring 	24"	30"	36"	CA-24-30-RT-36-FR	1183	1901	2108	776	933	918	1105	
	24"	36"	36"	CA-24-36-RT-36-FR	1342	2024	2246	813	986	1003	1220	
	24"	42"	36"	CA-24-42-RT-36-FR	1457	2153	2391	852	1053	1124	1338	

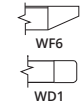
Description	Top Size			Model #	\$ List Price							Unpkgd. Wgt. #
	W	L	H		Maple	Hickory, White Oak	Walnut, Mixed Woods	Vinyl	Edgeband	Laminate Overlay	Wood Edges	
42" High, Rectangular Cassandra Table 	24"	30"	42"	CA-24-30-RT-42	1098	1816	2023	691	848	833	1020	
	24"	36"	42"	CA-24-36-RT-42	1257	1939	2161	728	901	918	1135	
	24"	42"	42"	CA-24-42-RT-42	1372	2068	2306	767	968	1039	1253	


Description	Top Size			Model #	\$ List Price							Unpkgd. Wgt. #
	W	L	H		Maple	Hickory, White Oak	Walnut, Mixed Woods	Vinyl	Edgeband	Laminate Overlay	Wood Edges	
42" High, Rectangular Cassandra Table With Foot Ring 	24"	30"	42"	CA-24-30-RT-42-FR	1183	1901	2108	776	933	918	1105	
	24"	36"	42"	CA-24-36-RT-42-FR	1342	2024	2246	813	986	1003	1220	
	24"	42"	42"	CA-24-42-RT-42-FR	1457	2153	2391	852	1053	1124	1338	


CASSANDRA TABLES — RECTANGULAR TABLES - 30", 36", 42" HIGH


Solid Wood Table Edge Options


Laminate Table Top Edge Options




Description	Top Size			Model #	\$ List Price							Unpkgd. Wgt. #
	W	L	H		Maple	Hickory, White Oak	Walnut, Mixed Woods	Vinyl	Edgeband	Laminate Overlay	Wood Edges	
30" High, Rectangular Cassandra Table With Four Columns 	24"	48"	30"	CA-24-48-RT-30	1408	2046	2291	764	883	1050	1175	76
	36"	42"	30"	CA-36-42-RT-30	1755	2473	2770	877	1040	1273	1665	116
	36"	48"	30"	CA-36-48-RT-30	2276	3140	3517	1211	1423	1636	2102	
	42"	48"	30"	CA-42-48-RT-30	2509	3492	3911	1330	1573	2185	2501	

Description	Top Size			Model #	\$ List Price							Unpkgd. Wgt. #
	W	L	H		Maple	Hickory, White Oak	Walnut, Mixed Woods	Vinyl	Edgeband	Laminate Overlay	Wood Edges	
36" High, Rectangular Cassandra Table With Four Columns 	24"	48"	36"	CA-24-48-RT-36	1493	2131	2376	849	1223	1135	1260	
	36"	42"	36"	CA-36-42-RT-36	1840	2558	2855	962	1380	1358	1750	

Description	Top Size			Model #	\$ List Price							Unpkgd. Wgt. #
	W	L	H		Maple	Hickory, White Oak	Walnut, Mixed Woods	Vinyl	Edgeband	Laminate Overlay	Wood Edges	
42" High, Rectangular Cassandra Table With Four Columns 	24"	48"	42"	CA-24-48-RT-42	1493	2131	2376	849	930	1135	1260	
	36"	42"	42"	CA-36-42-RT-42	1840	2558	2855	962	1080	1358	1750	

Description	Top Size			Model #	\$ List Price							Unpkgd. Wgt. #
	W	L	H		Maple	Hickory, White Oak	Walnut, Mixed Woods	Vinyl	Edgeband	Laminate Overlay	Wood Edges	
30" High, Rectangular Cassandra Table With T-Legs 	24"	60"	30"	CA-24-60-RT-30	2001	2740	3069	927	1303	1300	1660	
	24"	72"	30"	CA-24-72-RT-30	2233	3093	3464	1041	1392	1476	1913	
	30"	48"	30"	CA-30-48-RT-30	2024	2769	3101	944	1370	1295	1678	
	30"	60"	30"	CA-30-60-RT-30	2364	3265	3657	1029	1450	1500	1971	
	30"	72"	30"	CA-30-72-RT-30	2660	3709	4155	1152	1541	1732	2291	

Description	Top Size			Model #	\$ List Price							Unpkgd. Wgt. #
	W	L	H		Maple	Hickory, White Oak	Walnut, Mixed Woods	Vinyl	Edgeband	Laminate Overlay	Wood Edges	
30" High, Rectangular Cassandra Table With Double T-Legs 	36"	60"	30"	CA-36-60-RT-30	2733	3796	4252	1330	1143	1914	2489	
	36"	72"	30"	CA-36-72-RT-30	3085	4329	4848	1448	1255	2163	2839	
	42"	60"	30"	CA-42-60-RT-30	3174	4516	5058	1535	1911	2264	2989	



About the Collection

The Jerome Table features an X-shaped, T-shaped, or 4-column X-shaped steel base with a circular steel column and visible glides. The Ellipse series is available in round, square, or rectangle top shapes. Choose between 30" (dining), 36" (counter), or 42" (bar) height.

Standard Features

- Tops are available in square, round, or rectangular shapes
- Available top materials include solid wood in a variety of species and finishes or laminate tops of your choosing
- X-shaped, T-shaped, or 4 column X-shaped steel base with a circular steel column
- The base is finished in the metal finish of your choice
- Adjustable glides

Options & Accessories

Purse Shelf: Vintee Surfaces	114	\$250
Self-Leveling Glides	114	\$14/T-Base, \$24/X-Base
Table-Flip Mechanism	114	\$140/Base
Table-Fold Mechanism	114	\$250/Table
Table Connectors	114	\$75/Connection

Required to Order

1. Model Number and Description
2. Wood or Laminate Top Finish
3. Table Top Edge Profile
4. Table Base Finish
5. Options, if selected (above)
6. Glides, if other than standard listed

Example:

JE-24-24-SQ-36, Table, Jerome, JE, 24-24, Square Shape, Counter Height, Solid Wood Top, Maple, Eased Edge, Olive Green Base & Column

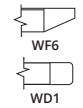
Notes & Tips


- * When specifying self-leveling glides, overall height of table increases by 1/4"
- * Assembly required
- * Please note, round and square tops that are larger than 36" will require an additional column or base


JEROME TABLES — ROUND TABLES - 30", 36", 42" HIGH


Solid Wood Table Edge Options


Laminate Table Top Edge Options



Description	Top Size			\$ List Price							Unpkgd. Wgt. #
	Dia.	H	Model #	Maple	Hickory, White Oak	Walnut, Mixed Woods	Vinyl	Edgeband	Laminate Overlay	Wood Edges	
30" High, Round Jerome Table 	24" dia.	30"	JE-24-24-RD-30	873	1569	1758	647	688	842	1241	44
	30" dia.	30"	JE-30-30-RD-30	1146	1881	2107	733	769	1099	1518	57
	36" dia.	30"	JE-36-36-RD-30	1499	2273	2545	853	912	1395	1837	75

Description	Top Size			\$ List Price							Unpkgd. Wgt. #
	Dia.	H	Model #	Maple	Hickory, White Oak	Walnut, Mixed Woods	Vinyl	Edgeband	Laminate Overlay	Wood Edges	
36" High, Round Jerome Table 	24" dia.	36"	JE-24-24-RD-36	958	1654	1843	732	773	927	1326	
	30" dia.	36"	JE-30-30-RD-36	1231	1966	2192	818	854	1184	1603	
	36" dia.	36"	JE-36-36-RD-36	1584	2358	2630	938	997	1480	1922	

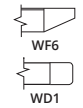
Description	Top Size			\$ List Price							Unpkgd. Wgt. #
	Dia.	H	Model #	Maple	Hickory, White Oak	Walnut, Mixed Woods	Vinyl	Edgeband	Laminate Overlay	Wood Edges	
36" High, Round Jerome Table With Foot Ring 	24" dia.	36"	JE-24-24-RD-36-FR	1043	1739	1928	817	858	1012	1411	
	30" dia.	36"	JE-30-30-RD-36-FR	1316	2051	2277	903	939	1269	1688	
	36" dia.	36"	JE-36-36-RD-36-FR	1669	2443	2715	1023	1082	1565	2007	


Description	Top Size			\$ List Price							Unpkgd. Wgt. #
	Dia.	H	Model #	Maple	Hickory, White Oak	Walnut, Mixed Woods	Vinyl	Edgeband	Laminate Overlay	Wood Edges	
42" High, Round Jerome Table 	24" dia.	42"	JE-24-24-RD-42	958	1654	1843	732	773	927	1326	
	30" dia.	42"	JE-30-30-RD-42	1231	1966	2192	818	854	1184	1603	
	36" dia.	42"	JE-36-36-RD-42	1584	2358	2630	938	997	1480	1922	


JEROME TABLES — ROUND TABLES - 30", 36", 42" HIGH


Solid Wood Table Edge Options


Laminate Table Top Edge Options



Description	Top Size		\$ List Price								Unpkgd. Wgt. #
	Dia.	H	Model #	Maple	Hickory, White Oak	Walnut, Mixed Woods	Vinyl	Edgeband	Laminate Overlay	Wood Edges	
42" High, Round Jerome Table With Foot Ring 	24" dia.	42"	JE-24-24-RD-42-FR	1043	1739	1928	817	858	1012	1411	
	30" dia.	42"	JE-30-30-RD-42-FR	1316	2051	2277	903	939	1269	1688	
	36" dia.	42"	JE-36-36-RD-42-FR	1669	2443	2715	1023	1082	1565	2007	

Description	Top Size		\$ List Price								Unpkgd. Wgt. #
	Dia.	H	Model #	Maple	Hickory, White Oak	Walnut, Mixed Woods	Vinyl	Edgeband	Laminate Overlay	Wood Edges	
30" High, Round Jerome Table With Four Columns 	42" dia.	30"	JE-42-42-RD-30	2015	2914	3264	1072	1147	1954	2427	
	48" dia.	30"	JE-48-48-RD-30	2819	3933	4405	1529	1620	2563	3074	
	54" dia.	30"	JE-54-54-RD-30	3393	4775	5348	1805	1929	3243	3946	
	60" dia.	30"	JE-60-60-RD-30	4089	5778	6471	2082	2283	3485	4181	
	72" dia.	30"	JE-72-72-RD-30	4708	6935	7767	2175	-	3976	4572	

Description	Top Size		\$ List Price								Unpkgd. Wgt. #
	Dia.	H	Model #	Maple	Hickory, White Oak	Walnut, Mixed Woods	Vinyl	Edgeband	Laminate Overlay	Wood Edges	
36" High, Round Jerome Table With Four Columns 	42" dia.	36"	JE-42-42-RD-36	2355	3254	3604	1412	1487	2294	2767	


Description	Top Size		\$ List Price								Unpkgd. Wgt. #
	Dia.	H	Model #	Maple	Hickory, White Oak	Walnut, Mixed Woods	Vinyl	Edgeband	Laminate Overlay	Wood Edges	
42" High, Round Jerome Table With Four Columns 	42" dia.	42"	JE-42-42-RD-42	2355	3254	3604	1412	1487	2294	2767	


JEROME TABLES — SQUARE TABLES - 30", 36", 42" HIGH


Solid Wood Table Edge Options


Laminate Table Top Edge Options





Description	Top Size			Model #	\$ List Price							Unpkgd. Wgt. #
	W	L	H		Maple	Hickory, White Oak	Walnut, Mixed Woods	Vinyl	Edgeband	Laminate Overlay	Wood Edges	
 30" High, Square Jerome Table	24"	24"	30"	JE-24-24-SQ-30	865	1559	1746	659	695	745	902	44
	30"	30"	30"	JE-30-30-SQ-30	1145	1880	2105	733	795	910	1150	57
	36"	36"	30"	JE-36-36-SQ-30	1499	2273	2545	892	958	1164	1495	75

Description	Top Size			Model #	\$ List Price							Unpkgd. Wgt. #
	W	L	H		Maple	Hickory, White Oak	Walnut, Mixed Woods	Vinyl	Edgeband	Laminate Overlay	Wood Edges	
 36" High, Square Jerome Table	24"	24"	36"	JE-24-24-SQ-36	950	1644	1831	744	780	830	987	
	30"	30"	36"	JE-30-30-SQ-36	1230	1965	2190	818	880	995	1235	
	36"	36"	36"	JE-36-36-SQ-36	1584	2358	2630	977	1043	1249	1580	

Description	Top Size			Model #	\$ List Price							Unpkgd. Wgt. #
	W	L	H		Maple	Hickory, White Oak	Walnut, Mixed Woods	Vinyl	Edgeband	Laminate Overlay	Wood Edges	
 36" High, Square Jerome Table With Foot Ring	24"	24"	36"	JE-24-24-SQ-36-FR	1035	1729	1916	829	865	915	1072	
	30"	30"	36"	JE-30-30-SQ-36-FR	1315	2050	2275	903	965	1080	1320	
	36"	36"	36"	JE-36-36-SQ-36-FR	1669	2443	2715	1062	1128	1334	1665	

Description	Top Size			Model #	\$ List Price							Unpkgd. Wgt. #
	W	L	H		Maple	Hickory, White Oak	Walnut, Mixed Woods	Vinyl	Edgeband	Laminate Overlay	Wood Edges	
 42" High, Square Jerome Table	24"	24"	42"	JE-24-24-SQ-42	950	1644	1831	744	780	830	987	
	30"	30"	42"	JE-30-30-SQ-42	1230	1965	2190	818	880	995	1235	
	36"	36"	42"	JE-36-36-SQ-42	1584	2358	2630	977	1043	1249	1580	

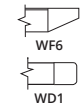
Description	Top Size			Model #	\$ List Price							Unpkgd. Wgt. #
	W	L	H		Maple	Hickory, White Oak	Walnut, Mixed Woods	Vinyl	Edgeband	Laminate Overlay	Wood Edges	
 42" High, Square Jerome Table With Foot Ring	24"	24"	42"	JE-24-24-SQ-42-FR	1035	1729	1916	829	865	915	1072	
	30"	30"	42"	JE-30-30-SQ-42-FR	1315	2050	2275	903	965	1080	1320	
	36"	36"	42"	JE-36-36-SQ-42-FR	1669	2443	2715	1062	1128	1334	1665	


Description	Top Size			Model #	\$ List Price							Unpkgd. Wgt. #
	W	L	H		Maple	Hickory, White Oak	Walnut, Mixed Woods	Vinyl	Edgeband	Laminate Overlay	Wood Edges	
 30" High, Square Jerome Table With Four Columns	42"	42"	30"	JE-42-42-SQ-30	2305	3183	3565	1379	1523	1821	2397	
	48"	48"	30"	JE-48-48-SQ-30	2799	3912	4381	1589	1719	2143	2768	


JEROME TABLES — RECTANGULAR TABLES - 30", 36", 42" HIGH


Solid Wood Table Edge Options


Laminate Table Top Edge Options




Description	Top Size			Model #	\$ List Price							Unpkgd. Wgt. #
	W	L	H		Maple	Hickory, White Oak	Walnut, Mixed Woods	Vinyl	Edgeband	Laminate Overlay	Wood Edges	
 30" High, Rectangular Jerome Table	24"	30"	30"	JE-24-30-RT-30	977	1687	1889	695	729	825	1012	50
	24"	36"	30"	JE-24-36-RT-30	1136	1811	2029	729	782	907	1123	56

Description	Top Size			Model #	\$ List Price							Unpkgd. Wgt. #
	W	L	H		Maple	Hickory, White Oak	Walnut, Mixed Woods	Vinyl	Edgeband	Laminate Overlay	Wood Edges	
 36" High, Rectangular Jerome Table	24"	30"	36"	JE-24-30-RT-36	1062	1772	1974	780	814	910	1097	
	24"	36"	36"	JE-24-36-RT-36	1221	1896	2114	814	867	992	1208	

Description	Top Size			Model #	\$ List Price							Unpkgd. Wgt. #
	W	L	H		Maple	Hickory, White Oak	Walnut, Mixed Woods	Vinyl	Edgeband	Laminate Overlay	Wood Edges	
 36" High, Rectangular Jerome Table With Foot Ring	24"	30"	36"	JE-24-30-RT-36-FR	1147	1857	2059	865	899	995	1182	
	24"	36"	36"	JE-24-36-RT-36-FR	1306	1981	2199	899	952	1077	1293	

Description	Top Size			Model #	\$ List Price							Unpkgd. Wgt. #
	W	L	H		Maple	Hickory, White Oak	Walnut, Mixed Woods	Vinyl	Edgeband	Laminate Overlay	Wood Edges	
 42" High, Rectangular Jerome Table	24"	30"	42"	JE-24-30-RT-42	1062	1772	1974	780	814	910	1097	
	24"	36"	42"	JE-24-36-RT-42	1221	1896	2114	814	867	992	1208	

Description	Top Size			Model #	\$ List Price							Unpkgd. Wgt. #
	W	L	H		Maple	Hickory, White Oak	Walnut, Mixed Woods	Vinyl	Edgeband	Laminate Overlay	Wood Edges	
 42" High, Rectangular Jerome Table With Foot Ring	24"	30"	42"	JE-24-30-RT-42-FR	1147	1857	2059	865	899	995	1182	
	24"	36"	42"	JE-24-36-RT-42-FR	1306	1981	2199	899	952	1077	1293	

JEROME TABLES — RECTANGULAR TABLES - 30", 36", 42" HIGH

Solid Wood Table Edge Options

Laminate Table Top Edge Options



Eased

Bullnose


WF6


Vintee


3MM

IPWF6
IPWFlat

WF6
WD1

Description	Top Size			Model #	\$ List Price							Unpkgd. Wgt. #
	W	L	H		Maple	Hickory, White Oak	Walnut, Mixed Woods	Vinyl	Edgeband	Laminate Overlay	Wood Edges	
30" High, Rectangular Jerome Table With T-Legs 	24"	42"	30"	JE-24-42-RT-30	1252	1906	2134	765	848	1020	1234	70
	24"	48"	30"	JE-24-48-RT-30	1373	2005	2245	777	848	1044	1321	76
	24"	60"	30"	JE-24-60-RT-30	2001	2740	3069	1272	1350	1616	1988	
	24"	72"	30"	JE-24-72-RT-30	2233	3093	3464	1361	1438	1622	2209	
	30"	60"	30"	JE-30-60-RT-30	2292	3181	3563	1393	1540	1832	2312	
	30"	72"	30"	JE-30-72-RT-30	2589	3626	4061	1486	1629	2027	2588	

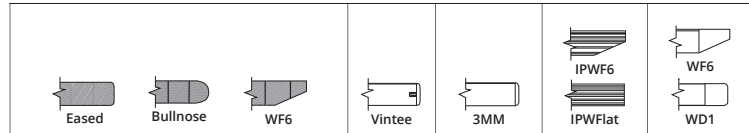
Description	Top Size			Model #	\$ List Price							Unpkgd. Wgt. #
	W	L	H		Maple	Hickory, White Oak	Walnut, Mixed Woods	Vinyl	Edgeband	Laminate Overlay	Wood Edges	
36" High, Rectangular Jerome Table with T-Legs 	24"	42"	36"	JE-24-42-RT-36	1458	2090	2330	862	1018	1129	1406	
	24"	48"	36"	JE-24-48-RT-36	2132	2899	3237	1411	1018	1778	2285	


Description	Top Size			Model #	\$ List Price							Unpkgd. Wgt. #
	W	L	H		Maple	Hickory, White Oak	Walnut, Mixed Woods	Vinyl	Edgeband	Laminate Overlay	Wood Edges	
42" High, Rectangular Jerome Table with T-Legs 	24"	42"	42"	JE-24-42-RT-42	1337	1991	2219	850	1018	1105	1319	
	24"	48"	42"	JE-24-48-RT-42	1458	2090	2330	862	1018	1129	1406	


JEROME TABLES — RECTANGULAR TABLES - 30", 36", 42" HIGH


Solid Wood Table Edge Options

Laminate Table Top Edge Options



Description	Top Size			Model #	\$ List Price							Unpkgd. Wgt. #
	W	L	H		Maple	Hickory, White Oak	Walnut, Mixed Woods	Vinyl	Edgeband	Laminate Overlay	Wood Edges	
30" High, Rectangular Jerome Table With Double T-Legs 	36"	42"	30"	JE-36-42-RT-30	2047	2818	3152	1326	1405	1693	2200	116
	36"	60"	30"	JE-36-60-RT-30	2804	3881	4347	1696	1945	2244	2824	
	36"	72"	30"	JE-36-72-RT-30	3159	4417	4947	1810	1956	2478	3155	
	42"	48"	30"	JE-42-48-RT-30	2688	3703	4148	1788	1918	2276	2932	
	42"	60"	30"	JE-42-60-RT-30	3101	4326	4845	1887	2005	2478	3295	

Description	Top Size			Model #	\$ List Price							Unpkgd. Wgt. #
	W	L	H		Maple	Hickory, White Oak	Walnut, Mixed Woods	Vinyl	Edgeband	Laminate Overlay	Wood Edges	
36" High, Rectangular Jerome Table With Double T-Legs 	36"	42"	36"	JE-36-42-RT-36	2132	2899	3237	1411	1490	1778	2285	

Description	Top Size			Model #	\$ List Price							Unpkgd. Wgt. #
	W	L	H		Maple	Hickory, White Oak	Walnut, Mixed Woods	Vinyl	Edgeband	Laminate Overlay	Wood Edges	
42" High, Rectangular Jerome Table with Double T-Legs 	36"	42"	42"	JE-36-42-RT-42	2132	2899	3237	1411	1490	1778	2285	



About the Collection

Onesima Tables feature soft, organic top and steel base forms. Round, Square, Soft Square, Rectangular and D-Shape Tables available in 30" (dining), 36" (counter) and 42" (bar) height options.

Standard Features

- Top shapes in round, square, soft square, rectangular and D-shape all with soft, radius corners
- Top material choices in solid wood and laminate with flat or refined, knife edge profile
- Laminate tops with exposed plywood edge or 3mm edgeband options
- 3" round column (except for 60" round table, which has a 5" column) with base plate that matches top shape, all with rounded corners
- Base and column can be specified in different metal finishes, for an upcharge
- Optional power module, to keep mobile devices charged. Black or white finish available
- Plastic glides for durability, 1/2" H for clearance
- Assembly required

Power Module Options

The modules are centered over the column with cord management through the column and exits at the base. Base clearance is 1/2"H to allow for cord management.

USB A/C Module

This module has one USB-A and one USB-C 5V charging port and a 72"L power cord with 15-amp plug. The 15-amp plug includes a built-in transformer measuring 2 1/8"D x 1 1/2"W x 3 1/2"H. The module is available in Black or White Finishes. Available on all table sizes, except 60" Round.

Power Module

The power module comes with one simplex receptacle and one USB-A/C combination charging port. The power cord is 72"L with a standard 15-amp plug. Black and White finish choices. Available on the 60" Round table only.



Options & Accessories

Table base and column, painted in different metal finishes	114	\$50
Simple, USB A/C module with 72" power cord for tables — except 60" Round One or two modules can be specified on 30 x 60 and 30 x 72 tables with two columns	114	\$375 per module
Power Module, one simplex and USB A/C with 72" cord (for 60" round, only)	114	\$500

Required to Order

1. Model Number and Description
2. Wood or Laminate Top Finish
3. Table Top Edge Profile
4. Table Base Finish
5. Options, if selected (above)

Example:

ONE-36-36-SSQ-30, Onesima — Table, 36-36, Soft Square, 30" High, Solid Wood Top, Maple, WF6 Knife Edge, Natural, Cement Grey Base and Column

Notes & Tips


- * 30 x 60 and 36 x 72 Tables with two columns can specify either one or two Simple USB A/C modules. Modules are positioned over the column.
- * Laminate tops with 3mm edgeband are 1" thick.
- * 60" Table with exposed ply edge is produced with a 2-pc top. Laminate with woodgrain pattern can not be guaranteed to have a perfect match of the grain pattern. Solid laminate recommended.


ONESIMA TABLES — ROUND TABLES - 30", 36", 42" HIGH


Solid Wood Table Edge Options

Laminate Table Top Edge Options



DESCRIPTION	TOP SIZE		Model #	\$ LIST PRICE					UNPKGD. WGT. #
	Dia.	H		Maple	Hickory, White Oak	Walnut, Mixed Woods	Edgeband	Laminate Overlay	
30" High, Round Onesima Table 	24" dia.	30"	ONE-24-24-RD-30	928	1722	1926	782	955	
	30" dia.	30"	ONE-30-30-RD-30	1216	2055	2294	897	1357	
	36" dia.	30"	ONE-36-36-RD-30	1561	2446	2716	1012	1587	
	42" dia.	30"	ONE-42-42-RD-30	2170	3364	3767	1443	2237	
	48" dia.	30"	ONE-48-48-RD-30	2769	4292	4807	1903	2855	
	60" dia.	30"	ONE-60-60-RD-30	3849	5965	6682	2645	3968	

DESCRIPTION	TOP SIZE		Model #	\$ LIST PRICE					UNPKGD. WGT. #
	Dia.	H		Maple	Hickory, White Oak	Walnut, Mixed Woods	Edgeband	Laminate Overlay	
36" High, Round Onesima Table 	24" dia.	36"	ONE-24-24-RD-36	1013	1807	2011	867	1040	
	30" dia.	36"	ONE-30-30-RD-36	1301	2140	2379	982	1442	
	36" dia.	36"	ONE-36-36-RD-36	1646	2531	2801	1097	1672	
	42" dia.	36"	ONE-42-42-RD-36	2255	3449	3852	1528	2322	
	48" dia.	36"	ONE-48-48-RD-36	2854	4377	4892	1988	2940	


DESCRIPTION	TOP SIZE		Model #	\$ LIST PRICE					UNPKGD. WGT. #
	Dia.	H		Maple	Hickory, White Oak	Walnut, Mixed Woods	Edgeband	Laminate Overlay	
42" High, Round Onesima Table 	24" dia.	42"	ONE-24-24-RD-42	1013	1807	2011	867	1040	
	30" dia.	42"	ONE-30-30-RD-42	1301	2140	2379	982	1442	
	36" dia.	42"	ONE-36-36-RD-42	1646	2531	2801	1097	1672	
	42" dia.	42"	ONE-42-42-RD-42	2255	3449	3852	1528	2322	
	48" dia.	42"	ONE-48-48-RD-42	2854	4377	4892	1988	2940	


ONESIMA TABLES — SOFT SQUARE TABLES - 30", 36", 42" HIGH


Solid Wood Table Edge Options

Laminate Table Top Edge Options



DESCRIPTION	TOP SIZE			Model #	\$ LIST PRICE					UNPKGD. WGT. #
	W	L	H		Maple	Hickory, White Oak	Walnut, Mixed Woods	Edgeband	Laminate Overlay	
30" High, Soft Square Onesima Table 	24"	24"	30"	ONE-24-24-SSQ-30	928	1722	1926	782	955	
	30"	30"	30"	ONE-30-30-SSQ-30	1216	2055	2294	897	1357	
	36"	36"	30"	ONE-36-36-SSQ-30	1561	2446	2716	1012	1587	
	42"	42"	30"	ONE-42-42-SSQ-30	2170	3364	3767	1443	2237	

DESCRIPTION	TOP SIZE			Model #	\$ LIST PRICE					UNPKGD. WGT. #
	W	L	H		Maple	Hickory, White Oak	Walnut, Mixed Woods	Edgeband	Laminate Overlay	
36" High, Soft Square Onesima Table 	24"	24"	36"	ONE-24-24-SSQ-36	1013	1807	2011	867	1040	
	30"	30"	36"	ONE-30-30-SSQ-36	1301	2140	2379	982	1442	
	36"	36"	36"	ONE-36-36-SSQ-36	1646	2531	2801	1097	1672	
	42"	42"	36"	ONE-42-42-SSQ-36	2255	3449	3852	1528	2322	

DESCRIPTION	TOP SIZE			Model #	\$ LIST PRICE					UNPKGD. WGT. #
	W	L	H		Maple	Hickory, White Oak	Walnut, Mixed Woods	Edgeband	Laminate Overlay	
42" High, Soft Square Onesima Table 	24"	24"	42"	ONE-24-24-SSQ-42	1013	1807	2011	867	1040	
	30"	30"	42"	ONE-30-30-SSQ-42	1301	2140	2379	982	1442	
	36"	36"	42"	ONE-36-36-SSQ-42	1646	2531	2801	1097	1672	
	42"	42"	42"	ONE-42-42-SSQ-42	2255	3449	3852	1528	2322	

ONESIMA TABLES — SQUARE TABLES - 30", 36", 42" HIGH

Solid Wood Table Edge Options

Laminate Table Top Edge Options










DESCRIPTION	TOP SIZE			Model #	\$ LIST PRICE					UNPKG.D. WGT. #
	W	L	H		Maple	Hickory, White Oak	Walnut, Mixed Woods	Edgeband	Laminate Overlay	
30" High, Square Onesima Table 	24"	24"	30"	ONE-24-24-SQR-30	928	1722	1926	782	955	
	30"	30"	30"	ONE-30-30-SQR-30	1216	2055	2294	897	1357	
	36"	36"	30"	ONE-36-36-SQR-30	1561	2446	2716	1012	1587	
	42"	42"	30"	ONE-42-42-SQR-30	2170	3364	3767	1443	2237	
36" High, Square Onesima Table 	24"	24"	36"	ONE-24-24-SQR-36	1013	1807	2011	867	1040	
	30"	30"	36"	ONE-30-30-SQR-36	1301	2140	2379	982	1442	
	36"	36"	36"	ONE-36-36-SQR-36	1646	2531	2801	1097	1672	
	42"	42"	36"	ONE-42-42-SQR-36	2255	3449	3852	1528	2322	
42" High, Square Onesima Table 	24"	24"	42"	ONE-24-24-SQR-42	1013	1807	2011	867	1040	
	30"	30"	42"	ONE-30-30-SQR-42	1301	2140	2379	982	1442	
	36"	36"	42"	ONE-36-36-SQR-42	1646	2531	2801	1097	1672	
	42"	42"	42"	ONE-42-42-SQR-42	2255	3449	3852	1528	2322	

ONESIMA TABLES — RECTANGULAR TABLES - 30", 36", 42" HIGH

Solid Wood Table Edge Options

Laminate Table Top Edge Options



DESCRIPTION	TOP SIZE			Model #	\$ LIST PRICE					UNPKG.D. WGT. #
	W	L	H		Maple	Hickory, White Oak	Walnut, Mixed Woods	Edgeband	Laminate Overlay	
30" High, Rectangular Onesima Table 	24"	30"	30"	ONE-24-30-RTR-30	1121	1794	2009	840	1156	
	24"	36"	30"	ONE-24-36-RTR-30	1233	1972	2209	897	1271	
	30"	36"	30"	ONE-30-36-RTR-30	1344	2151	2409	983	1386	
36" High, Rectangular Onesima Table 	24"	30"	36"	ONE-24-30-RTR-36	1206	1879	2094	925	1241	
	24"	36"	36"	ONE-24-36-RTR-36	1318	2057	2294	982	1356	
	30"	36"	36"	ONE-30-36-RTR-36	1429	2236	2494	1068	1471	
42" High, Rectangular Onesima Table 	24"	30"	42"	ONE-24-30-RTR-42	1206	1879	2094	925	1241	
	24"	36"	42"	ONE-24-36-RTR-42	1318	2057	2294	982	1356	
	30"	36"	42"	ONE-30-36-RTR-42	1429	2236	2494	1068	1471	
30" High, Rectangular Onesima Table with Two Bases 	30"	60"	30"	ONE-30-60-SRT-30	2234	3575	4004	1704	2303	
	36"	72"	30"	ONE-36-72-SRT-30	2835	4536	5080	1923	2922	
36" High, Rectangular Onesima Table with Two Bases 	30"	60"	36"	ONE-30-60-SRT-36	2404	3745	4174	1874	2473	
	36"	72"	36"	ONE-36-72-SRT-36	3005	4706	5250	2093	3092	
42" High, Rectangular Onesima Table with Two Bases 	30"	60"	42"	ONE-30-60-SRT-42	2404	3745	4174	1874	2473	
	36"	72"	42"	ONE-36-72-SRT-42	3005	4706	5250	2093	3092	
30" High, Rectangular Onesima Table — D-Shape 	24"	30"	30"	ONE-24-30-D-30	1219	1892	2107	937	1254	
	24"	36"	30"	ONE-24-36-D-30	1331	2070	2307	995	1369	
	30"	36"	30"	ONE-30-36-D-30	1442	2248	2507	1081	1484	



About the Collection

The Rambo Table features a circular or square steel base with a circular steel column. The Rambo series is available in round, square, or rectangle top shapes. Choose between 30" (dining), 36" (counter), or 42" (bar) height.

Standard Features

- Tops are available in square, round, or rectangular shapes
- Available top materials include solid wood in a variety of species and finishes or laminate tops of your choosing
- 3" round steel column
- Circular steel base with a circular steel column
- Base is finished in the metal finish of your choice
- Felt glides

Options & Accessories

Purse Shelf: Vintee Surfaces	114	\$250 List
Table-Flip Mechanism	114	\$140/Base
Table Connectors	114	\$75/Connection

Required to Order

1. Model Number and Description
2. Wood or Laminate Top Finish
3. Table Top Edge Profile
4. Table Base Finish
5. Options, if selected (above)

Example:

RAM-24-24-SQ-36, Table, Rambo, RAM, 24-24, Square Shape, Counter Height, Solid Wood Top, Maple, Eased Edge, Olive Green Base & Column

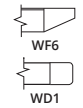
Notes & Tips


- * Assembly required
- * Please note, round and square tops that are larger than 36" will require an additional column or base
- * Square bases provide stability and are recommended for round top tables


RAMBO TABLES — ROUND TABLES - 30", 36", 42" HIGH


Solid Wood Table Edge Options


Laminate Table Top Edge Options




Description	Top Size			\$ List Price							Unpkgd. Wgt. #
	Dia.	H	Model #	Maple	Hickory, White Oak	Walnut, Mixed Woods	Vinyl	Edgeband	Laminate Overlay	Wood Edges	
30" High, Round Rambo Table 	24" dia.	30"	RAM-24-24-RD-30	917	1627	1822	792	786	1008	1525	46
	30" dia.	30"	RAM-30-30-RD-30	1207	1959	2194	1039	898	1434	1999	80
	36" dia.	30"	RAM-36-36-RD-30	1519	2303	2579	1170	1015	1763	2372	93

Description	Top Size			\$ List Price							Unpkgd. Wgt. #
	Dia.	H	Model #	Maple	Hickory, White Oak	Walnut, Mixed Woods	Vinyl	Edgeband	Laminate Overlay	Wood Edges	
36" High, Round Rambo Table 	24" dia.	36"	RAM-24-24-RD-36	1002	1712	1907	877	871	1093	1610	
	30" dia.	36"	RAM-30-30-RD-36	1292	2044	2279	1124	983	1519	2084	
	36" dia.	36"	RAM-36-36-RD-36	1604	2388	2664	1255	1100	1848	2457	

Description	Top Size			\$ List Price							Unpkgd. Wgt. #
	Dia.	H	Model #	Maple	Hickory, White Oak	Walnut, Mixed Woods	Vinyl	Edgeband	Laminate Overlay	Wood Edges	
36" High, Round Rambo Table With Foot Ring 	24" dia.	36"	RAM-24-24-RD-36-FR	1087	1797	1992	962	956	1178	1695	
	30" dia.	36"	RAM-30-30-RD-36-FR	1377	2129	2364	1209	1068	1604	2169	
	36" dia.	36"	RAM-36-36-RD-36-FR	1689	2473	2749	1340	1185	1933	2542	

Description	Top Size			\$ List Price							Unpkgd. Wgt. #
	Dia.	H	Model #	Maple	Hickory, White Oak	Walnut, Mixed Woods	Vinyl	Edgeband	Laminate Overlay	Wood Edges	
42" High, Round Rambo Table 	24" dia.	42"	RAM-24-24-RD-42	1002	1712	1907	877	871	1093	1610	
	30" dia.	42"	RAM-30-30-RD-42	1292	2044	2279	1124	983	1519	2084	
	36" dia.	42"	RAM-36-36-RD-42	1604	2388	2664	1255	1100	1848	2457	


Description	Top Size			\$ List Price							Unpkgd. Wgt. #
	Dia.	H	Model #	Maple	Hickory, White Oak	Walnut, Mixed Woods	Vinyl	Edgeband	Laminate Overlay	Wood Edges	
42" High, Round Rambo Table With Foot Ring 	24" dia.	42"	RAM-24-24-RD-42-FR	1087	1797	1992	962	956	1178	1695	
	30" dia.	42"	RAM-30-30-RD-42-FR	1377	2129	2364	1209	1068	1604	2169	
	36" dia.	42"	RAM-36-36-RD-42-FR	1689	2473	2749	1340	1185	1933	2542	


RAMBO TABLES — SQUARE TABLES - 30", 36", 42" HIGH


Solid Wood Table Edge Options


Laminate Table Top Edge Options




Description	Top Size			Model #	\$ List Price							Unpkgd. Wgt. #
	W	L	H		Maple	Hickory, White Oak	Walnut, Mixed Woods	Vinyl	Edgeband	Laminate Overlay	Wood Edges	
 30" High, Square Rambo Table	24"	24"	30"	RAM-24-24-SQ-30	883	1586	1776	792	770	885	1063	51
	30"	30"	30"	RAM-30-30-SQ-30	1164	1909	2138	1039	880	1228	1510	84
	36"	36"	30"	RAM-36-36-SQ-30	1503	2282	2555	1170	997	1465	1849	100

Description	Top Size			Model #	\$ List Price							Unpkgd. Wgt. #
	W	L	H		Maple	Hickory, White Oak	Walnut, Mixed Woods	Vinyl	Edgeband	Laminate Overlay	Wood Edges	
 36" High, Square Rambo Table	24"	24"	36"	RAM-24-24-SQ-36	968	1671	1861	877	855	970	1148	
	30"	30"	36"	RAM-30-30-SQ-36	1249	1994	2223	1124	965	1313	1595	
	36"	36"	36"	RAM-36-36-SQ-36	1588	2367	2640	1255	1082	1550	1934	

Description	Top Size			Model #	\$ List Price							Unpkgd. Wgt. #
	W	L	H		Maple	Hickory, White Oak	Walnut, Mixed Woods	Vinyl	Edgeband	Laminate Overlay	Wood Edges	
 36" High, Square Rambo Table With Foot Ring	24"	24"	36"	RAM-24-24-SQ-36-FR	1053	1756	1946	962	940	1055	1233	
	30"	30"	36"	RAM-30-30-SQ-36-FR	1334	2079	2308	1209	1050	1398	1680	
	36"	36"	36"	RAM-36-36-SQ-36-FR	1673	2452	2725	1340	1167	1635	2019	

Description	Top Size			Model #	\$ List Price							Unpkgd. Wgt. #
	W	L	H		Maple	Hickory, White Oak	Walnut, Mixed Woods	Vinyl	Edgeband	Laminate Overlay	Wood Edges	
 42" High, Square Rambo Table	24"	24"	42"	RAM-24-24-SQ-42	968	1671	1861	877	855	970	1148	
	30"	30"	42"	RAM-30-30-SQ-42	1249	1994	2223	1124	965	1313	1595	
	36"	36"	42"	RAM-36-36-SQ-42	1588	2367	2640	1255	1082	1550	1934	


Description	Top Size			Model #	\$ List Price							Unpkgd. Wgt. #
	W	L	H		Maple	Hickory, White Oak	Walnut, Mixed Woods	Vinyl	Edgeband	Laminate Overlay	Wood Edges	
 42" High, Square Rambo Table With Foot Ring	24"	24"	42"	RAM-24-24-SQ-42-FR	1053	1756	1946	962	940	1055	1233	
	30"	30"	42"	RAM-30-30-SQ-42-FR	1334	2079	2308	1209	1050	1398	1680	
	36"	36"	42"	RAM-36-36-SQ-42-FR	1673	2452	2725	1340	1167	1635	2019	


RAMBO TABLES — RECTANGULAR TABLES - 30", 36", 42" HIGH


Solid Wood Table Edge Options


Laminate Table Top Edge Options




Description	Top Size			Model #	\$ List Price							Unpkgd. Wgt. #
	W	L	H		Maple	Hickory, White Oak	Walnut, Mixed Woods	Vinyl	Edgeband	Laminate Overlay	Wood Edges	
 30" High, Rectangular Rambo Table	24"	30"	30"	RAM-24-30-RT-30	1044	1772	1984	829	856	974	1187	65
	24"	36"	30"	RAM-24-36-RT-30	1179	1865	2088	870	891	1063	1309	71
	30"	36"	30"	RAM-30-36-RT-30	1351	2069	2317	947	961	1178	1493	84

Description	Top Size			Model #	\$ List Price							Unpkgd. Wgt. #
	W	L	H		Maple	Hickory, White Oak	Walnut, Mixed Woods	Vinyl	Edgeband	Laminate Overlay	Wood Edges	
 36" High, Rectangular Rambo Table	24"	30"	36"	RAM-24-30-RT-36	1129	1857	2069	914	941	1059	1272	
	24"	36"	36"	RAM-24-36-RT-36	1264	1950	2173	955	976	1148	1394	
	30"	36"	36"	RAM-30-36-RT-36	1436	2154	2402	1032	1046	1263	1578	

Description	Top Size			Model #	\$ List Price							Unpkgd. Wgt. #
	W	L	H		Maple	Hickory, White Oak	Walnut, Mixed Woods	Vinyl	Edgeband	Laminate Overlay	Wood Edges	
 36" High, Rectangular Rambo Table With Foot Ring	24"	30"	36"	RAM-24-30-RT-36-FR	1214	1942	2154	999	1026	1144	1357	
	24"	36"	36"	RAM-24-36-RT-36-FR	1349	2035	2258	1040	1061	1233	1479	
	30"	36"	36"	RAM-30-36-RT-36-FR	1521	2239	2487	1117	1131	1348	1663	

Description	Top Size			Model #	\$ List Price							Unpkgd. Wgt. #
	W	L	H		Maple	Hickory, White Oak	Walnut, Mixed Woods	Vinyl	Edgeband	Laminate Overlay	Wood Edges	
 42" High, Rectangular Rambo Table	24"	30"	42"	RAM-24-30-RT-42	1129	1857	2069	914	941	1059	1272	
	24"	36"	42"	RAM-24-36-RT-42	1264	1950	2173	955	976	1148	1394	
	30"	36"	42"	RAM-30-36-RT-42	1436	2154	2402	1032	1046	1263	1578	

Description	Top Size			Model #	\$ List Price							Unpkgd. Wgt. #
	W	L	H		Maple	Hickory, White Oak	Walnut, Mixed Woods	Vinyl	Edgeband	Laminate Overlay	Wood Edges	
 42" High, Rectangular Rambo Table With Foot Ring	24"	30"	42"	RAM-24-30-RT-42-FR	1214	1942	2154	999	1026	1144	1357	
	24"	36"	42"	RAM-24-36-RT-42-FR	1349	2035	2258	1040	1061	1233	1479	
	30"	36"	42"	RAM-30-36-RT-42-FR	1521	2239	2487	1117	1131	1348	1663	

RAMBO TABLES — RECTANGULAR TABLES - 30", 36", 42" HIGH

Solid Wood Table Edge Options

Laminate Table Top Edge Options



Eased

Bullnose


WF6


Vintee


3MM

IPWF6
IPWFlat

WF6
WD1

Description	Top Size			Model #	\$ List Price							Unpkgd. Wgt. #
	W	L	H		Maple	Hickory, White Oak	Walnut, Mixed Woods	Vinyl	Edgeband	Laminate Overlay	Wood Edges	
30" High, Rectangular Rambo Table Two Columns One Base 	30"	42"	30"	RAM-30-42-RT-30	1470	2145	2402	1057	1006	1404	1774	121
	36"	42"	30"	RAM-36-42-RT-30	1759	2483	2780	1266	1137	1676	2115	121
	36"	48"	30"	RAM-36-48-RT-30	1929	2740	3069	1321	1186	1764	2260	130

Description	Top Size			Model #	\$ List Price							Unpkgd. Wgt. #
	W	L	H		Maple	Hickory, White Oak	Walnut, Mixed Woods	Vinyl	Edgeband	Laminate Overlay	Wood Edges	
36" High, Rectangular Rambo Table Two Columns One Base 	30"	42"	36"	RAM-30-42-RT-36	1555	2230	2487	1142	1176	1489	1859	
	36"	42"	36"	RAM-36-42-RT-36	1844	2568	2865	1351	1307	1761	2200	
	36"	48"	36"	RAM-36-48-RT-36	2014	2825	3154	1406	1356	1849	2345	


Description	Top Size			Model #	\$ List Price							Unpkgd. Wgt. #
	W	L	H		Maple	Hickory, White Oak	Walnut, Mixed Woods	Vinyl	Edgeband	Laminate Overlay	Wood Edges	
42" High, Rectangular Rambo Table Two Columns One Base 	30"	42"	42"	RAM-30-42-RT-42	1555	2230	2487	1142	1176	1489	1859	
	36"	42"	42"	RAM-36-42-RT-42	1844	2568	2865	1351	1307	1761	2200	
	36"	48"	42"	RAM-36-48-RT-42	2014	2825	3154	1406	1356	1849	2345	


RAMBO TABLES — RECTANGULAR TABLES - 30", 36", 42" HIGH


Solid Wood Table Edge Options


Laminate Table Top Edge Options




Description	Top Size			Model #	\$ List Price							Unpkgd. Wgt. #
	W	L	H		Maple	Hickory, White Oak	Walnut, Mixed Woods	Vinyl	Edgeband	Laminate Overlay	Wood Edges	
30" High, Rectangular Rambo Table Two Square Bases 	30"	60"	30"	RAM-30-60-RT-30	2312	3209	3594	1667	1460	2151	2692	
	30"	72"	30"	RAM-30-72-RT-30	2628	3679	4120	1932	1680	2524	3168	
	36"	60"	30"	RAM-36-60-RT-30	2663	3722	4168	1463	1608	2074	2680	
	36"	72"	30"	RAM-36-72-RT-30	3004	4239	4748	2208	1715	2942	3706	

Description	Top Size			Model #	\$ List Price							Unpkgd. Wgt. #
	W	L	H		Maple	Hickory, White Oak	Walnut, Mixed Woods	Vinyl	Edgeband	Laminate Overlay	Wood Edges	
36" High, Rectangular Rambo Table Two Square Bases 	30"	60"	36"	RAM-30-60-RT-36	2482	3379	3764	1837	1630	2321	2862	
	30"	72"	36"	RAM-30-72-RT-36	2798	3849	4290	2102	1850	2694	3338	
	36"	60"	36"	RAM-36-60-RT-36	2833	3892	4338	1633	1778	2244	2850	
	36"	72"	36"	RAM-36-72-RT-36	3174	4409	4918	2378	1885	3112	3876	

Description	Top Size			Model #	\$ List Price							Unpkgd. Wgt. #
	W	L	H		Maple	Hickory, White Oak	Walnut, Mixed Woods	Vinyl	Edgeband	Laminate Overlay	Wood Edges	
36" High, Rectangular Rambo Table Two Square Bases With Foot Ring 	30"	60"	36"	RAM-30-60-RT-36-FR	2652	3549	3934	2007	1800	2491	3032	
	30"	72"	36"	RAM-30-72-RT-36-FR	2968	4019	4460	2272	2020	2864	3508	
	36"	60"	36"	RAM-36-60-RT-36-FR	3003	4062	4508	1803	1948	2414	3020	
	36"	72"	36"	RAM-36-72-RT-36-FR	3344	4579	5088	2548	2055	3282	4046	

Description	Top Size			Model #	\$ List Price							Unpkgd. Wgt. #
	W	L	H		Maple	Hickory, White Oak	Walnut, Mixed Woods	Vinyl	Edgeband	Laminate Overlay	Wood Edges	
42" High, Rectangular Rambo Table Two Square Bases 	30"	60"	42"	RAM-30-60-RT-42	2482	3379	3764	1837	1630	2321	2862	
	30"	72"	42"	RAM-30-72-RT-42	2798	3849	4290	2102	1850	2694	3338	
	36"	60"	42"	RAM-36-60-RT-42	2833	3892	4338	1633	1778	2244	2850	
	36"	72"	42"	RAM-36-72-RT-42	3174	4409	4918	2378	1885	3112	3876	

Description	Top Size			Model #	\$ List Price							Unpkgd. Wgt. #
	W	L	H		Maple	Hickory, White Oak	Walnut, Mixed Woods	Vinyl	Edgeband	Laminate Overlay	Wood Edges	
42" High, Rectangular Rambo Table Two Square Bases With Foot Ring 	30"	60"	42"	RAM-30-60-RT-42-FR	2652	3549	3934	2007	1800	2491	3032	
	30"	72"	42"	RAM-30-72-RT-42-FR	2968	4019	4460	2272	2020	2864	3508	
	36"	60"	42"	RAM-36-60-RT-42-FR	3003	4062	4508	1803	1948	2414	3020	
	36"	72"	42"	RAM-36-72-RT-42-FR	3344	4579	5088	2548	2055	3282	4046	

POST LEG TABLES

CORE-DRILLED/BOLT-DOWN TABLES



About the Collection

The Core-Drilled/Bolt-Down Tables feature circular steel columns with a small circular steel fixed base. The Core-Drilled/Bolt-Down series is not sold with table tops. Choose between 30" (dining), 36" (counter), or 42" (bar) height. Table top not included.

Standard Features

- Circular steel column
- Column and base finished in the metal finish of your choice
- Labor saving attachment provides for easy assembly using a fixed, hardened 1/2" bolt that is hard welded into a heavy plate inside the bottom of the column
- Floor-mounting hardware and installation instructions are not included

Options & Accessories

Custom Height and Diameters Available

-

Call Factory for Pricing/Dimensions

Required to Order

1. Model Number and Description
2. Table Base Finish

Example:

CD3100-36 Core-drilled; Counter Height, Solid Wood Top-Maple, Eased, Parchment; Olive Green

Notes & Tips

- * Assembly required: consult your architect or general contractor for proper installation. Installation techniques vary based on floor material
- * Core Drill Base – Base is inserted into a hole and cemented or grouted in permanently. Please consult your architect or general contractor about installation.
- * Bolt Down Base – Base is secured to the floor with bolts (not included). Please consult your architect or general contractor about installation.
- * Call factory for custom heights
- * Call for shipping quote

CORE-DRILLED TABLE BASES — TOPS NOT INCLUDED - 30", 36", 42" HIGH

Description	Top Size				\$ List Price	Unpkgd. Wgt. #
	W	L	H	Model #		
30" High, Core Drilled Table Base			28.75"	3100	256	
36" High, Core Drilled Table Base			34.75"	3101	289	
36" High, Core Drilled Table Base With Foot Ring			34.75"	3103	381	
42" High, Core Drilled Table Base			40.75"	3102	324	
42" High, Core Drilled Table Base With Foot Ring			40.75"	3104	414	

BOLT-DOWN TABLE BASES — TOPS NOT INCLUDED - 30", 36", 42" HIGH

Description	Top Size				\$ List Price	Unpkgd. Wgt. #
	W	L	H	Model #		
30" High, Bolt-Down Table Base			28.75"	4100	256	
36" High, Bolt-Down Table Base			34.75"	4101	289	
36" High, Bolt-Down Table Base With Foot Ring			34.75"	4103	381	
42" High, Bolt-Down Table Base			40.75"	4102	324	
42" High, Bolt-Down Table Base With Foot Ring			40.75"	4104	414	



About the Collection

Opla Tables feature steel bases with perforated steel tops. Opla is suitable for indoor or outdoor use. The Opla series is available in round or square top shapes. Only available in 30" dining height.

Standard Features

- Perforated steel top
- Round steel frame
- Finished in metal finish of your choice
- Plastic glides

Required to Order

1. Model Number and Description
2. Metal Finish

Example:


Opla Round Table; OP30R; Honey Yellow

Notes & Tips


* High gloss and low gloss clear coat not available on Opla Table models

OPLA OUTDOOR TABLES — 30" HIGH

Description	Top Size			\$ List Price	Unpkgd. Wgt. #
	Dia.	H	Model #		
Round Opla Outdoor Table	30"	30"	OP30R	1106	17



Description	W	L	H	Model #	\$ List Price	Unpkgd. Wgt. #
	Square Opla Outdoor Table	30"	30"	30"		



CANTILEVER TABLE

CANTILEVER COLLECTION



About the Collection

The Cantilever Table Collection consists of 2" square tube table mount frames in three sizes. Table top not included.

Standard Features

- 2" square tube steel frame
- 10", 19", and 33" variations
- Custom sizes available

Required to Order

1. Model Number and Description
2. Table Base Finish
3. Options, if selected (above)

Example:

7000 24" Cantilever Table Mount

Notes & Tips

- * Assembly required: consult your architect or general contractor for proper installation. Installation techniques vary based on floor material. Instructions and hardware not included.
- * Call factory for custom sizing
- * Call for shipping quote

CANTILEVER TABLE BASES — 16" HIGH

Description	Top Size				Model #	\$ List Price	Unpkgd. Wgt. #
	W	L	H				
24"-36" Cantilever Table Mount	18"	19"	16"		7000	386	



36"-54" Cantilever Table Mount	18"	33"	16"		7005	406	
--------------------------------	-----	-----	-----	--	------	-----	--



14"-20" Cantilever Table Mount	18"	10"	16"		7010	323	
--------------------------------	-----	-----	-----	--	------	-----	--



COMMUNAL TABLES



About the Collection

The Andrea Communal Table features an all-wood or all-laminate design. Choose between 30" (dining), 36" (counter), or 42" (bar) height.

Standard Features

- Tables can be made in wood or laminate
- Counter and bar height models require powder coated steel foot rest
- Adjustable glides

Options & Accessories

Light Distressing on Wood Tops	114	Call for Quote
Heavy Distressing on Wood Tops	114	Call for Quote

Required to Order

1. Model Number and Description
2. Wood or Laminate Top Finish
3. Table Top Edge Profile; When selecting IPWFlat, a wood finish is required
4. Powder Coat Finish and Foot Rest Finish (if applicable)
5. Options, if selected (above)

Example:

ADR-36-60-RT-30, Table, Andrea, ADR, 36-60, Rectangle Shape, Dining Height, Solid Wood Top, Maple, Eased Edge, Solid Wood Beam, Maple, Eased Edge, Solid Wood Leg, Maple, Eased Edge

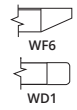
Notes & Tips

- * Shipped knocked down and ready to assemble

ANDREA COMMUNAL TABLES — 30", 36", 42" HIGH

Solid Wood Table Edge Options

Laminate Table Top Edge Options



Description	Top Size			Model #	\$ List Price							Unpkgd. Wgt. #
	W	L	H		Maple	Hickory, White Oak	Walnut, Mixed Woods	Vinyl	Edgeband	Laminate Overlay	Wood Edges	
	30"	60"	30"	ADR-30-60-RT-30	6345	9802	10978	-	-	4865	-	###
	30"	72"	30"	ADR-30-72-RT-30	6586	10218	11444	-	-	4928	-	###
	30"	84"	30"	ADR-30-84-RT-30	6811	10614	11887	-	-	5027	-	###
	30"	94"	30"	ADR-30-94-RT-30	7234	11240	12589	-	-	5175	-	###
	36"	60"	30"	ADR-36-60-RT-30	6680	10200	11424	-	-	4998	-	###
	36"	72"	30"	ADR-36-72-RT-30	6919	10640	11917	-	-	5188	-	###
	36"	84"	30"	ADR-36-84-RT-30	7144	11059	12386	-	-	5381	-	###
	36"	94"	30"	ADR-36-94-RT-30	7491	11266	12618	-	-	5549	-	###
	30"	60"	36"	ADR-30-60-RT-36	6841	10288	11522	-	-	5527	-	###
	30"	72"	36"	ADR-30-72-RT-36	7085	10710	11995	-	-	5720	-	###
	30"	84"	36"	ADR-30-84-RT-36	7372	11181	12523	-	-	5909	-	###
	30"	94"	36"	ADR-30-94-RT-36	7719	11716	13122	-	-	6080	-	###
	36"	60"	36"	ADR-36-60-RT-36	8038	11986	13425	-	-	5871	-	###
	36"	72"	36"	ADR-36-72-RT-36	8280	12423	13914	-	-	6086	-	###
	36"	84"	36"	ADR-36-84-RT-36	8632	13005	14566	-	-	6300	N/A	###
	36"	94"	36"	ADR-36-94-RT-36	8912	13494	15114	-	-	6485	-	###
	30"	60"	42"	ADR-30-60-RT-42	7257	10658	11937	-	-	5542	-	###
	30"	72"	42"	ADR-30-72-RT-42	7625	11233	12581	-	-	5699	-	###
	30"	84"	42"	ADR-30-84-RT-42	7947	11752	13162	-	-	6062	-	###
	30"	94"	42"	ADR-30-94-RT-42	8707	12801	14338	-	-	6393	-	###
	36"	60"	42"	ADR-36-60-RT-42	8287	12053	13500	-	-	6058	-	###
	36"	72"	42"	ADR-36-72-RT-42	8571	12552	14058	-	-	6356	-	###
	36"	84"	42"	ADR-36-84-RT-42	8817	12995	14555	-	-	6662	-	###
	36"	94"	42"	ADR-36-94-RT-42	9124	13522	15145	-	-	6868	-	###



About the Collection

The Andy Communal Table features a sturdy solid wood Maple top with angular wood legs. The Andy series is available in square or rectangular top shapes. Choose between 30" (dining), 36" (counter), or 42" (bar) height.

Standard Features

- Available in Maple, White Oak, Hickory, Walnut, or Mixed Woods
- Counter and bar height models require powder coated steel foot rest
- Plastic glides

Options & Accessories

Light Distressing	114	Call for Quote
Heavy Distressing	114	Call for Quote

Required to Order

1. Model Number and Description
2. Wood Top Finish
3. Table Top Edge Profile
4. Foot Rest Finish (if applicable)
5. Options, if selected (above)

Example:

AND-36-60-RT-30, Table, Andy, AND, 36-60, Rectangle Shape, Dining Height, Solid Wood Top, Maple, Eased Edge, Solid Wood Leg, Maple, Eased Edge

Notes & Tips

- * Assembly required
- * Table legs and tops will match based on species choice. For example, if you select a white oak top, the legs will also be white oak

ANDY COMMUNAL TABLES — 30", 42" HIGH

Solid Wood Table Edge Options



Description	Top Size				\$ List Price			Unpkgd. Wgt. #
	W	L	H	Model #	Maple	Hickory, White Oak	Walnut, Mixed Woods	
30" High, Andy Square Communal Table 	36"	36"	30"	AND-36-36-SQ-30	2797	3600	4032	39
	42"	42"	30"	AND-42-42-SQ-30	3207	4066	4554	39
	48"	48"	30"	AND-48-48-SQ-30	3694	4708	5273	39
	54"	54"	30"	AND-54-54-SQ-30	4246	5446	6099	44
30" High, Andy Rectangular Communal Table 	36"	60"	30"	AND-36-60-RT-30	3563	4366	4890	39
	36"	72"	30"	AND-36-72-RT-30	3694	4842	5423	39
	36"	84"	30"	AND-36-84-RT-30	3953	5306	5942	39
	36"	96"	30"	AND-36-96-RT-30	4246	5558	6225	44
	42"	60"	30"	AND-42-60-RT-30	3888	4964	5560	
	42"	72"	30"	AND-42-72-RT-30	4342	5566	6234	
	42"	84"	30"	AND-42-84-RT-30	4797	6167	6907	
	42"	96"	30"	AND-42-96-RT-30	5250	6778	7591	
36" High, Andy Rectangular Communal Table 	36"	60"	36"	AND-36-60-RT-36	4921	6266	7018	39
	36"	72"	36"	AND-36-72-RT-36	5359	6854	7676	39
	36"	84"	36"	AND-36-84-RT-36	5792	7445	8338	39
	36"	96"	36"	AND-36-96-RT-36	6229	8033	8997	44
	42"	60"	36"	AND-42-60-RT-36	5246	6628	7423	
	42"	72"	36"	AND-42-72-RT-36	5748	7291	8166	
	42"	84"	36"	AND-42-84-RT-36	6247	7950	8904	
	42"	96"	36"	AND-42-96-RT-36	6750	8614	9647	
42" High, Andy Rectangular Communal Table 	36"	60"	42"	AND-36-60-RT-42	4790	6141	6878	
	36"	72"	42"	AND-36-72-RT-42	5219	6724	7530	
	36"	84"	42"	AND-36-84-RT-42	5646	7311	8189	
	36"	96"	42"	AND-36-96-RT-42	6080	7899	8847	
	42"	60"	42"	AND-42-60-RT-42	5130	6525	7309	
	42"	72"	42"	AND-42-72-RT-42	5630	7186	8048	
	42"	84"	42"	AND-42-84-RT-42	6126	7844	8786	
	42"	96"	42"	AND-42-96-RT-42	6622	8505	9525	



About the Collection

The Bowen Communal Table features a powder coated steel base with slatted tops in durable outdoor materials. Choose between 30" (dining), 36" (counter), or 42" (bar) height.

Standard Features

- Top surface available in HDPE materials suitable for the outdoors.
- HDPE is a sustainable dimensional wood alternative made primarily from recycled and recyclable plastic. It is a high-performance, low maintenance material that is color stable and will never splinter, crack nor chip.
- Steel base in your choice of metal finish
- Counter and bar height models include powder coated steel foot rest
- Optional, 1.63" diameter umbrella cutout with stainless steel sleeve
- Rectangular top shape with 2.5" radius corners
- Plastic glides
- Radius edge profile

Options & Accessories

Umbrella cutout with stainless steel sleeve

Add to List Price

\$259

Required to Order

1. Model Number and Description
2. Top Material and Finish
3. Metal Finish


Example:


BWC-36-59-RT-30, Table, Bowen, BWC, 36-59, Rectangle Shape, Dining Height, HDPE Black Top, Olive Green Base


Notes & Tips

- * Assembly required
- * Radius edge profile
- * High gloss and low gloss clear coat not available on Bowen Tables

BOWEN COMMUNAL TABLES — 30", 36", 42" HIGH

Description	Top Size				\$ List Price	Unpkgd. Wgt. (HDPE) #
	W	L	H	Model #		
30" High, Bowen Communal Table 					HDPE	
	36"	59"	30"	BWC-36-59-RT-30	3908	113
	36"	71"	30"	BWC-36-71-RT-30	4479	127
	36"	82"	30"	BWC-36-82-RT-30	5057	141

Description	Top Size				\$ List Price	Unpkgd. Wgt. (HDPE) #
	W	L	H	Model #		
36" High, Bowen Communal Table 					HDPE	
	36"	59"	36"	BWC-36-59-RT-36	4434	119
	36"	71"	36"	BWC-36-71-RT-36	5002	133
	36"	82"	36"	BWC-36-82-RT-36	5575	147

Description	Top Size				\$ List Price	Unpkgd. Wgt. (HDPE) #
	W	L	H	Model #		
42" High, Bowen Communal Table 					HDPE	
	36"	59"	42"	BWC-36-59-RT-42	4956	123
	36"	71"	42"	BWC-36-71-RT-42	5388	136
	36"	82"	42"	BWC-36-82-RT-42	6103	150



About the Collection

The Brady Communal Table features a simple 4-leg steel base with long, rectangular tops ideal for large groups. Choose between 30" (dining), 36" (counter), or 42" (bar) height.

Standard Features

- Rectangular top shape
- Tops can be made in wood or laminate
- Steel base finished in the metal finish of your choice
- Counter and bar height models require powder coated steel foot rest
- Plastic glides

Options & Accessories

Light Distressing	114	Call for Quote
Heavy Distressing	114	Call for Quote

Required to Order

1. Model Number and Description
2. Wood or Laminate Top Finish
3. Table Top Edge Profile; When selecting IPWFlat, a wood finish is required
4. Foot Rest Finish (if applicable)
5. Options, if selected (above)

Example:

BRC-36-60-RT-30, Table, Brady Communal, BRC, 36-60, Rectangle Shape, Dining Height, Solid Wood Top, Maple, Eased Edge, Olive Green Base

Notes & Tips




- * Assembly required
- * The laminate tops include a Baltic Birch core with exposed or finished edges

BRADY COMMUNAL TABLES — 30", 36", 42" HIGH

Solid Wood Table Edge Options

Laminate Table Top Edge Options



Description	Top Size			Model #	\$ List Price							Unpkgd. Wgt. #
	W	L	H		Maple	Hickory, White Oak	Walnut, Mixed Woods	Vinyl	Edgeband	Laminate Overlay	Wood Edges	
30" High, Solid Wood Brady Communal Table 	24"	48"	30"	BRC-24-48-RT-30	1767	2555	2862	-	-	1411	-	82
	24"	60"	30"	BRC-24-60-RT-30	1974	2848	3189	-	-	1715	-	93
	24"	72"	30"	BRC-24-72-RT-30	2323	3363	3766	-	-	1955	-	110
	24"	84"	30"	BRC-24-84-RT-30	2493	3660	4099	-	-	2097	-	123
	24"	94"	30"	BRC-24-94-RT-30	2648	3940	4413	-	-	2157	-	133
	30"	60"	30"	BRC-30-60-RT-30	2108	3125	3500	-	-	1895	-	111
	30"	72"	30"	BRC-30-72-RT-30	2588	3822	4280	-	-	2026	-	131
	30"	84"	30"	BRC-30-84-RT-30	2726	4107	4600	-	-	2210	-	148
	30"	94"	30"	BRC-30-94-RT-30	2963	4490	5029	-	-	2262	-	160
	36"	60"	30"	BRC-36-60-RT-30	2416	3617	4051	-	-	2031	-	129
	36"	72"	30"	BRC-36-72-RT-30	2766	4176	4678	-	-	2210	-	152
	36"	84"	30"	BRC-36-84-RT-30	3014	4616	5169	-	-	2350	-	172
	36"	94"	30"	BRC-36-94-RT-30	3387	5205	5829	-	-	2432	-	187
36" High, Solid Wood Brady Communal Table 	30"	60"	36"	BRC-30-60-RT-36	3219	4464	4999	-	-	2644	-	132
	30"	72"	36"	BRC-30-72-RT-36	3813	5297	5933	-	-	2700	-	154
	30"	84"	36"	BRC-30-84-RT-36	4059	5708	6393	-	-	2880	-	172
	30"	94"	36"	BRC-30-94-RT-36	4272	6067	6795	-	-	2926	-	186
	36"	60"	36"	BRC-36-60-RT-36	3422	4825	5404	-	-	2762	-	151
	36"	72"	36"	BRC-36-72-RT-36	4017	5685	6367	-	-	2931	-	176
	36"	84"	36"	BRC-36-84-RT-36	4264	6121	6856	-	-	3051	-	184
	36"	94"	36"	BRC-36-94-RT-36	4476	6517	7299	-	-	3117	-	214
42" High, Solid Wood Brady Communal Table 	30"	60"	42"	BRC-30-60-RT-42	3566	4883	5469	-	-	2934	-	135
	30"	72"	42"	BRC-30-72-RT-42	4217	5786	6480	-	-	3088	-	157
	30"	84"	42"	BRC-30-84-RT-42	4490	6228	6976	-	-	3163	-	
	30"	94"	42"	BRC-30-94-RT-42	4723	6610	7403	-	-	3252	-	190
	36"	60"	42"	BRC-36-60-RT-42	3789	5269	5902	-	-	3077	-	154
	36"	72"	42"	BRC-36-72-RT-42	4443	6199	6942	-	-	3406	-	179
	36"	84"	42"	BRC-36-84-RT-42	4713	6664	7464	-	-	3483	-	201
	36"	94"	42"	BRC-36-94-RT-42	4948	7085	7935	-	-	3538	N/A	217



About the Collection

The Dylan Communal Table features an all-wood or all-laminate design. Each table features a unique metal mitered bracket that adds strength and a fun pop of color. Choose between 30" (dining), 36" (counter), or 42" (bar) height.

Standard Features

- Tables can be made in wood or laminate
- Corner bracket can be finished in the metal finish of your choice
- Counter and bar height models require powder coated steel foot rest
- Adjustable glides
- Power integration available

Options & Accessories

Electrical and Power Integration*	180	\$800/Module
Light Distressing on Wood Tops	114	Call for Quote
Heavy Distressing on Wood Tops	114	Call for Quote

Required to Order

1. Model Number and Description
2. Wood or Laminate Top Finish
3. Table Top Edge Profile; When selecting IPWFlat, a wood finish is required
4. Metal Bracket Powder Coat Finish and Foot Rest Finish (if applicable)
5. Options, if selected (above)

Example:

DYL-T-SW-366030, Table, Dylan, DYL-T, 36-60, Rectangle Shape, Dining Height, Solid Wood Top, Maple, Eased Edge, Solid Wood Beam, Maple, Eased Edge, Solid Wood Leg, Maple, Ease Edge

Notes & Tips

- * Shipped fully assembled
- * Electrical and power integration includes two electrical outlets and two USB ports
- * 24" wide tables should be secured to the floor or a wall for maximum stability

DYLAN COMMUNAL TABLES

Power & Electrical Planning

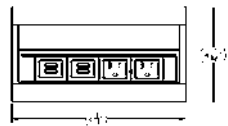
Power and electrical can be specified on either wood or laminate Dylan Tables. One or two power modules may be used per table. **Each module consists of two power and two USB ports finished in a Silver Anodized Aluminum with a white trim.** Each module also includes a wire management system for a three-prong cord for 120 Volts at 120" long. Wire management is designed to neatly encase cords and is securely placed on the inside of one leg. For two power units, there will be two separate cords and encasings, each placed securely on the inside of each leg. The wire management is finished in Silver Anodized Aluminum.

There are two standard options for module placement. For one module, the module will be placed in the center of table top. For two modules, modules will be placed at both ends of the table top, equal distance from the edge of the table for a symmetrical effect. Please note, requests for alternate placement of modules will extend lead times and may not be honored due to design limitations. For all power and integration, please call for quote.

OPTION 1 (P1) - CENTER POWER



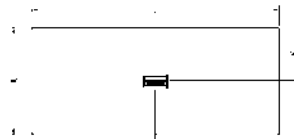
In Table



Power Module
Standard Configuration



Wire Management

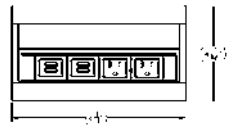


Overhead View

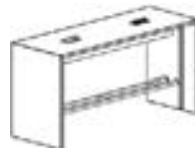
OPTION 2 (P2) - POWER AT ENDS



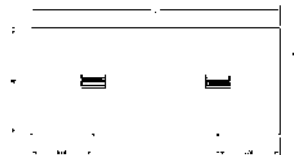
In Table



Power Module
Standard Configuration



Wire Management




Overhead View


Please note, power modules on Option 2 are placed in opposite directions.

DYLAN COMMUNAL TABLES — 30", 36", 42" HIGH

Solid Wood Table Edge Options



Description	Top Size				\$ List Price			Unpkgd. Wgt. #
	W	L	H	Model #	Maple	Hickory, White Oak	Walnut, Mixed Woods	
30" High, Solid Wood Dylan Communal Table 	24"	60"	30"	DYL-T-SW-246030	6396	9853	11036	115
	24"	72"	30"	DYL-T-SW-247230	6644	10263	11494	124
	24"	84"	30"	DYL-T-SW-248430	6885	10662	11942	135
	24"	94"	30"	DYL-T-SW-249430	7328	11481	12859	166
	30"	60"	30"	DYL-T-SW-306030	6705	10352	11594	136
	30"	72"	30"	DYL-T-SW-307230	6958	10793	12088	148
	30"	84"	30"	DYL-T-SW-308430	7197	11212	12557	148
	30"	94"	30"	DYL-T-SW-309430	7642	11874	13299	160
	36"	60"	30"	DYL-T-SW-366030	7055	10773	12066	157
	36"	72"	30"	DYL-T-SW-367230	7309	11237	12585	171
	36"	84"	30"	DYL-T-SW-368430	7549	11682	13084	185
	36"	94"	30"	DYL-T-SW-369430	7915	11899	13327	199


Description	Top Size				\$ List Price			Unpkgd. Wgt. #
	W	L	H	Model #	Maple	Hickory, White Oak	Walnut, Mixed Woods	
36" High, Solid Wood Dylan Communal Table 	24"	60"	36"	DYL-T-SW-246036	7477	11052	12378	134
	24"	72"	36"	DYL-T-SW-247236	7727	11461	12837	146
	24"	84"	36"	DYL-T-SW-248436	7967	11861	13284	135
	24"	94"	36"	DYL-T-SW-249436	8408	12516	14018	192
	30"	60"	36"	DYL-T-SW-306036	7227	10867	12171	156
	30"	72"	36"	DYL-T-SW-307236	7487	11313	12670	171
	30"	84"	36"	DYL-T-SW-308436	7787	11811	13229	185
	30"	94"	36"	DYL-T-SW-309436	8156	12376	13861	199
	36"	60"	36"	DYL-T-SW-366036	8496	12660	14179	179
	36"	72"	36"	DYL-T-SW-367236	8748	13124	14698	196
	36"	84"	36"	DYL-T-SW-368436	9047	13738	15386	212
	36"	94"	36"	DYL-T-SW-369436	9415	14254	15965	228

DYLAN COMMUNAL TABLES — 30", 36", 42" HIGH

Solid Wood Table Edge Options




Eased


Description	Top Size				\$ List Price			Unpkgd. Wgt. #
	W	L	H	Model #	Maple	Hickory, White Oak	Walnut, Mixed Woods	
42" High, Solid Wood Dylan Communal Table 	24"	60"	42"	DYL-T-SW-246042	7731	11263	12615	126
	24"	72"	42"	DYL-T-SW-247242	7979	11674	13075	139
	24"	84"	42"	DYL-T-SW-248442	8220	12074	13523	151
	24"	94"	42"	DYL-T-SW-249442	8662	12727	14255	184
	30"	60"	42"	DYL-T-SW-306042	7669	11257	12607	151
	30"	72"	42"	DYL-T-SW-307242	8057	11867	13291	171
	30"	84"	42"	DYL-T-SW-308442	8397	12412	13902	180
	30"	94"	42"	DYL-T-SW-309442	9199	13521	15144	194
	36"	60"	42"	DYL-T-SW-366042	8753	12732	14260	176
	36"	72"	42"	DYL-T-SW-367242	9056	13257	14848	192
	36"	84"	42"	DYL-T-SW-368442	9314	13729	15377	208
	36"	94"	42"	DYL-T-SW-369442	9641	14282	15996	224

DYLAN COMMUNAL TABLES — 30", 36", 42" HIGH

Laminate
Table Top
Edge Options




Description	Top Size				\$ List Price	Unpkgd. Wgt. #
	W	L	H	Model #		
30" High, Laminate Dylan Communal Table 					Laminate Overlay	
	24"	60"	30"	DYL-T-LAM-246030	4624	115
	24"	72"	30"	DYL-T-LAM-247230	4978	124
	24"	84"	30"	DYL-T-LAM-248430	3835	135
	24"	94"	30"	DYL-T-LAM-249430	5372	166
	30"	60"	30"	DYL-T-LAM-306030	5138	136
	30"	72"	30"	DYL-T-LAM-307230	5208	148
	30"	84"	30"	DYL-T-LAM-308430	5311	148
	30"	94"	30"	DYL-T-LAM-309430	5466	160
	36"	60"	30"	DYL-T-LAM-366030	5281	157
	36"	72"	30"	DYL-T-LAM-367230	5480	171
	36"	84"	30"	DYL-T-LAM-368430	5685	185
	36"	94"	30"	DYL-T-LAM-369430	5862	199

Description	Top Size				\$ List Price	Unpkgd. Wgt. #
	W	L	H	Model #		
36" High, Laminate Dylan Communal Table 					Laminate Overlay	
	24"	60"	36"	DYL-T-LAM-246036	5190	134
	24"	72"	36"	DYL-T-LAM-247236	5487	146
	24"	84"	36"	DYL-T-LAM-248436	5767	135
	24"	94"	36"	DYL-T-LAM-249436	5922	192
	30"	60"	36"	DYL-T-LAM-306036	5841	156
	30"	72"	36"	DYL-T-LAM-307236	6043	171
	30"	84"	36"	DYL-T-LAM-308436	6243	185
	30"	94"	36"	DYL-T-LAM-309436	6421	199
	36"	60"	36"	DYL-T-LAM-366036	6203	179
	36"	72"	36"	DYL-T-LAM-367236	6429	196
	36"	84"	36"	DYL-T-LAM-368436	6655	212
	36"	94"	36"	DYL-T-LAM-369436	6851	228

DYLAN COMMUNAL TABLES — 30", 36", 42" HIGH

Laminate
Table Top
Edge Options



Description	Top Size				\$ List Price	Unpkgd. Wgt. #
	W	L	H	Model #	Laminate Overlay	
42" High, Laminate Dylan Communal Table 	24"	60"	42"	DYL-T-LAM-246042	5406	126
	24"	72"	42"	DYL-T-LAM-247242	5868	139
	24"	84"	42"	DYL-T-LAM-248442	6264	151
	24"	94"	42"	DYL-T-LAM-249442	6411	184
	30"	60"	42"	DYL-T-LAM-306042	5854	151
	30"	72"	42"	DYL-T-LAM-307242	6021	171
	30"	84"	42"	DYL-T-LAM-308442	6406	180
	30"	94"	42"	DYL-T-LAM-309442	6756	194
	36"	60"	42"	DYL-T-LAM-366042	6402	176
	36"	72"	42"	DYL-T-LAM-367242	6715	192
	36"	84"	42"	DYL-T-LAM-368442	7037	208
	36"	94"	42"	DYL-T-LAM-369442	7257	224



About the Collection

The Frankie Table features two oversized U-shaped steel legs, giving it a larger-than-life personality. This minimal table collection is available with a solid wood or laminate table top and ships ready to assemble. Only available as 30" high table (dining).

Standard Features

- Table tops can be made in solid wood or laminate
- Two top shapes available: rectangle with 90 degree corners or rectangle with 5" radius corners
- 3" diameter U-shaped steel base
- Adjustable glides

Options & Accessories

Light Distressing on Wood Tops	114	Call for Quote
Heavy Distressing on Wood Tops	114	Call for Quote

Required to Order

1. Model Number and Description
2. Wood or Laminate Top Finish
3. Table Top Edge Profile; when selecting IPWFlat, a wood finish is required
4. Foot Rest Finish (if applicable)
5. Options, if selected (above)

Example:

FNK-36-72-RT-30, Table, Frankie, FNK, 36-72, Rectangle Shape, Dining Height, Solid Wood Top, Maple, Eased Edge, Olive Green Base & Column

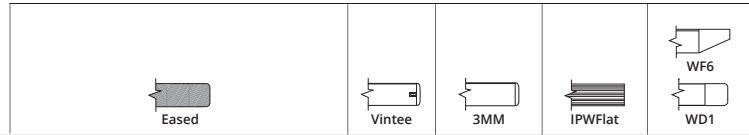
Notes & Tips


- * Shipped ready to assemble


FRANKIE COMMUNAL TABLES — 30" HIGH

Solid Wood Table Edge Options

Laminate Table Top Edge Options



Description	Top Size			Model #	\$ List Price							Unpkgd. Wgt. #
	W	L	H		Maple	Hickory, White Oak	Walnut, Mixed Woods	Vinyl	Edgeband	Laminate Overlay	Wood Edges	
30" High, Frankie Communal Table - Rectangular Top 	30"	72"	30"	FNK-30-72-RT-30	3506	4945	5539	-	-	3362	-	
	30"	84"	30"	FNK-30-84-RT-30	3598	5080	5689	-	-	3391	-	
	30"	94"	30"	FNK-30-94-RT-30	3884	5501	6161	-	-	3395	-	
	36"	72"	30"	FNK-36-72-RT-30	4054	5751	6441	-	-	3654	-	
	36"	84"	30"	FNK-36-84-RT-30	4073	5780	6474	-	-	3825	-	
	36"	94"	30"	FNK-36-94-RT-30	4151	5893	6599	-	-	3881	-	

Description	Top Size			Model #	\$ List Price							Unpkgd. Wgt. #
	W	L	H		Maple	Hickory, White Oak	Walnut, Mixed Woods	Vinyl	Edgeband	Laminate Overlay	Wood Edges	
30" High, Frankie Communal Table - 5" Radius Rectangular Top 	30"	72"	30"	FNK-30-72-RTR-30	3506	4945	5539	-	-	3362	-	
	30"	84"	30"	FNK-30-84-RTR-30	3598	5080	5689	-	-	3391	-	
	30"	94"	30"	FNK-30-94-RTR-30	3884	5501	6161	-	-	3395	-	
	36"	72"	30"	FNK-36-72-RTR-30	4054	5751	6441	-	-	3654	-	
	36"	84"	30"	FNK-36-84-RTR-30	4073	5780	6474	-	-	3825	-	
	36"	94"	30"	FNK-36-94-RTR-30	4151	5893	6599	-	-	3881	-	



About the Collection

The Frankie Bar Height Communal Table features two large steel tubes, circular bases, and a welded steel footrest, all which are powder coated. Tops are available in top solid wood or laminate. Choose between 36" (counter) or 42" (bar) heights.

Standard Features

- Table tops can be made in wood or laminate
- Steel base can finished in the metal finish of your choice
- Tops shapes include rectangular, rectangular with 5" radius, and racetrack
- 5.5" diameter steel columns
- Felt glides

Options & Accessories

Light Distressing	114	Call for Quote
Heavy Distressing	114	Call for Quote

Required to Order

1. Model Number and Description
2. Wood or Laminate Top Finish
3. Table Top Edge Profile
4. Foot Rest Finish (if applicable)
5. Options, if selected (above)

Example:

FNK-30-72-RT-36; 36" High, Frankie Communal Table - Rectangular Top; Solid Wood Top-White Oak, Eased; Dusty Blue; Light Distressing

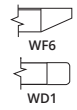
Notes & Tips


- * Shipped ready to assemble


FRANKIE BAR HEIGHT COMMUNAL TABLES — 36" AND 42" HIGH


Solid Wood Table Edge Options


Laminate Table Top Edge Options



Description	Top Size			Model #	\$ List Price							Unpkgd. Wgt. #
	W	L	H		Maple	Hickory, White Oak	Walnut, Mixed Woods	Vinyl	Edgeband	Laminate Overlay	Wood Edges	
36" High, Frankie Communal Table - Rectangular Top 	30"	72"	36"	FNK-30-72-RT-36	4279	6278	7031	-	-	2996	-	
	30"	84"	36"	FNK-30-84-RT-36	4553	6680	7482	-	-	3196	-	
	30"	94"	36"	FNK-30-94-RT-36	4790	7032	7876	-	-	3248	-	
	36"	72"	36"	FNK-36-72-RT-36	4507	6614	7408	-	-	3251	-	
	36"	84"	36"	FNK-36-84-RT-36	4779	7015	7857	-	-	3385	-	
	36"	94"	36"	FNK-36-94-RT-36	5019	7365	8249	-	-	3458	-	

Description	Top Size			Model #	\$ List Price							Unpkgd. Wgt. #
	W	L	H		Maple	Hickory, White Oak	Walnut, Mixed Woods	Vinyl	Edgeband	Laminate Overlay	Wood Edges	
36" High, Frankie Communal Table - Radius Rectangular Top 	30"	72"	36"	FNK-30-72-RTR-36	4279	6278	7031	-	-	2996	-	
	30"	84"	36"	FNK-30-84-RTR-36	4553	6680	7482	-	-	3196	-	
	30"	94"	36"	FNK-30-94-RTR-36	4790	7032	7876	-	-	3248	-	
	36"	72"	36"	FNK-36-72-RTR-36	4507	6614	7408	-	-	3251	-	
	36"	84"	36"	FNK-36-84-RTR-36	4779	7015	7857	-	-	3385	-	
	36"	94"	36"	FNK-36-94-RTR-36	5019	7365	8249	-	-	3458	-	

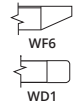
Description	Top Size			Model #	\$ List Price							Unpkgd. Wgt. #
	W	L	H		Maple	Hickory, White Oak	Walnut, Mixed Woods	Vinyl	Edgeband	Laminate Overlay	Wood Edges	
42" High, Frankie Communal Table - Rectangular Top 	30"	72"	42"	FNK-30-72-RT-42	4730	6943	7776	-	-	3425	-	
	30"	84"	42"	FNK-30-84-RT-42	5034	7388	8275	-	-	3508	-	
	30"	94"	42"	FNK-30-94-RT-42	5292	7768	8700	-	-	3607	-	
	36"	72"	42"	FNK-36-72-RT-42	4981	7313	8190	-	-	3776	-	
	36"	84"	42"	FNK-36-84-RT-42	5285	7757	8687	-	-	3861	-	
	36"	94"	42"	FNK-36-94-RT-42	5544	8138	9114	-	-	3920	-	


Description	Top Size			Model #	\$ List Price							Unpkgd. Wgt. #
	W	L	H		Maple	Hickory, White Oak	Walnut, Mixed Woods	Vinyl	Edgeband	Laminate Overlay	Wood Edges	
42" High, Frankie Communal Table - Radius Rectangular Top 	30"	72"	42"	FNK-30-72-RTR-42	4730	6943	7776	-	-	3425	-	
	30"	84"	42"	FNK-30-84-RTR-42	5034	7388	8275	-	-	3508	-	
	30"	94"	42"	FNK-30-94-RTR-42	5292	7768	8700	-	-	3607	-	
	36"	72"	42"	FNK-36-72-RTR-42	4981	7313	8190	-	-	3776	-	
	36"	84"	42"	FNK-36-84-RTR-42	5285	7757	8687	-	-	3861	-	
	36"	94"	42"	FNK-36-94-RTR-42	5544	8138	9114	-	-	3920	-	


FRANKIE BAR HEIGHT COMMUNAL TABLES — 36" AND 42" HIGH

Solid Wood Table Edge Options

Laminate Table Top Edge Options



Description	Top Size			\$ List Price								Unpkgd. Wgt. #
	W	L	H	Model #	Maple	Hickory, White Oak	Walnut, Mixed Woods	Vinyl	Edgeband	Laminate Overlay	Wood Edges	
 36" High, Frankie Communal Table - Racetrack Top	30"	72"	36"	FNK-30-72-RTK-36	4279	6278	7031	-	-	2996	-	
	30"	84"	36"	FNK-30-84-RTK-36	4553	6680	7482	-	-	3196	-	
	30"	94"	36"	FNK-30-94-RTK-36	4790	7032	7876	-	-	3248	-	
	36"	72"	36"	FNK-36-72-RTK-36	4507	6614	7408	-	-	3251	-	
	36"	84"	36"	FNK-36-84-RTK-36	4779	7015	7857	-	-	3385	-	
	36"	94"	36"	FNK-36-94-RTK-36	5019	7365	8249	-	-	3458	-	

Description	Top Size			\$ List Price								Unpkgd. Wgt. #
	W	L	H	Model #	Maple	Hickory, White Oak	Walnut, Mixed Woods	Vinyl	Edgeband	Laminate Overlay	Wood Edges	
 42" High, Frankie Communal Table - Racetrack Top	30"	72"	42"	FNK-30-72-RTK-42	4730	6943	7776	-	-	3425	-	
	30"	84"	42"	FNK-30-84-RTK-42	5034	7388	8275	-	-	3508	-	
	30"	94"	42"	FNK-30-94-RTK-42	5292	7768	8700	-	-	3607	-	
	36"	72"	42"	FNK-36-72-RTK-42	4981	7313	8190	-	-	3776	-	
	36"	84"	42"	FNK-36-84-RTK-42	5285	7757	8687	-	-	3861	-	
	36"	94"	42"	FNK-36-94-RTK-42	5544	8138	9114	-	-	3920	-	

OCCASIONAL TABLES



About the Collection

The Lewis Collection consists of occasional tables with steam bent wooden spindles and a solid American Ash top.

Standard Features

- Solid wood frame
- Available in any of our standard wood stains
- Available in side table and coffee table heights

Required to Order

1. Model Number and Description
2. Wood Stain Finish

Example:

LEW-430; 18" High, Round Lewis Side Table; Black Finish

Notes & Tips

- * No assembly required
- * Please note, when standard stains are applied, color and variation may be slightly different than our standard tables and chairs due to the Ash wood species.

LEWIS OCCASIONAL TABLES

Solid Wood Table Edge Options



Bullnose

Description	Top Size			\$ List Price	Unpkgd. Wgt. #
	Diameter	H	Model #		
18" High, Round Lewis Occasional Table				Ash	
	16"	18.8"	LEW-430	875	9



16" High, Round Lewis Occasional Table	Diameter	H	Model #	Ash	
	21.2"	16"	LEW-540	969	12





About the Collection

The Louie Collection consists of occasional tables with solid wood legs and a thin metal top.

Standard Features

- Solid beech legs in any standard wood finish
- Metal top and brackets in your choice of metal finishes
- Ships assembled



Required to Order


1. Model Number and Description
2. Wood Base Stain Finish
3. Table Top Metal Finish

Example:

LOU-16, 16" Diameter Louie End Table, Cocoa Wood Base Finish, Grey White Metal Finish

LOUIE OCCASIONAL TABLES

Description	Top Size			\$ List Price	Unpkgd. Wgt. #
	Diameter	H	Model #		
20" High, Louie End Table 	16"	20"	LOU16	897	15
16" High, Louie Coffee Table 	34"	16"	LOU34	1273	36



About the Collection

Onesima Occasional Tables consist of round coffee tables that can be paired with any lounge seating.

Standard Features

- 30" and 36" Round Coffee Tables, 18" High
- Top material choices in solid wood and laminate with flat or refined, knife edge profile
- Laminate tops with exposed plywood edge or 3mm edgeband options
- 3" round column
- Optional USB A/C module in black or white finish
- Plastic glides for durability, 1/2" High clearance
- Base and column can be specified in different metal finishes, for an upcharge
- Assembly required

USB A/C Module

This module has one USB-A and one USB-C 5V charging port and a 72"L power cord with 15-amp plug. The 15-amp plug includes a built-in transformer measuring 2 1/8"D x 1 1/4" W x 3 1/2"H. The module is available in Black or White finishes. Available on coffee tables and centered with power cord routing through the column and out the base.

Options & Accessories

Table base and column, painted in different metal finishes	114	\$50
Simple, USB A/C unit with 72" power cord for coffee tables	114	\$375

Required to Order

1. Model Number and Description
2. Wood or Laminate Top Finish
3. Table Top Edge Profile
4. Table Base Finish
5. Options, if selected (above)

Example:

ONE-36-36-RD-18, Onesima – Table, 36-36, Round, 18" High, Solid Wood Top, Maple, WF6 Knife Edge, Natural, Cement Grey Base and Column

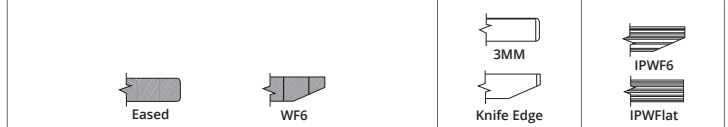
Notes & Tips

- * Laminate tops with 3mm edgeband are 1" thick

ONESIMA OCCASIONAL COFFEE TABLES

Solid Wood Table Edge Options

Laminate Table Top Edge Options



DESCRIPTION	TOP SIZE		\$ LIST PRICE					UNPKG.D. WGT. #	
	Dia.	H	Model #	Maple	Hickory, White Oak	Walnut, Mixed Woods	Edgeband		Laminate Overlay
18" High, Onesima Coffee Table	30"	18"	ONE-30-30-RD-18	871	1664	1869	840	909	
	36"	18"	ONE-36-36-RD-18	1158	1998	2237	955	1300	





About the Collection

The Onesima Personal Laptop turns any lounge application into a productive place to work.

Standard Features

- 14" x 21" rectangular table, 26" High
- Top material choices in solid wood or laminate with knife edge profile
- Laminate top with exposed plywood edge or 3mm edgeband options
- Integrated cutout on underside of top for ease of mobility
- 2" round column
- Plastic glides for durability, 1/2"H clearance
- Base and column can be specified in different metal finishes, for an upcharge
- Assembly required

Options & Accessories

Table base and column, painted in different metal finishes	114	\$50
--	-----	------

Required to Order

1. Model Number and Description
2. Wood or Laminate Top Finish
3. Table Top Edge Profile
4. Table Base Finish
5. Options, if selected (above)

Example:
ONE-14-21-RTR-26, Onesima – Table, 14-21, Laptop, 26" High, Solid Wood Top, Maple, WF6 Knife Edge, Natural, Cement Grey Base and Column

Notes & Tips

* Laminate tops with 3mm edgeband are 1" thick

ONESIMA OCCASIONAL PERSONAL LAPTOP TABLES

Solid Wood Table Edge Options

Laminate Table Top Edge Options



WF6



Knife Edge



IPWF6

DESCRIPTION	TOP SIZE			Model #	\$ LIST PRICE					UNPKGD. WGT. #
	W	L	H		Maple	Hickory, White Oak	Walnut, Mixed Woods	Edgeband	Laminate Overlay	
26" High, Onesima Personal Laptop Table	14"	21"	26"	ONE-14-21-RTR-26	851	1277	1429	679	876	



*Only available with Knife Edge



About the Collection

The Roy Table Collection consists of occasional tables with a square steel tube base and a modern silhouette.

Standard Features

- Solid wood or laminate table top options
- Steel legs
- Laminate top with exposed baltic birch edge, available in any of our standard wood stains

Required to Order

1. Model Number and Description
2. Wood or Laminate Top Finish
3. Table Top Edge Profile
4. Table Base Finish
5. Options, if selected (above)

Example:

ROY-36-36-RT-15; 15" High, Square Roy Occasional Table; Solid Wood Table Edge; Eased, Maple

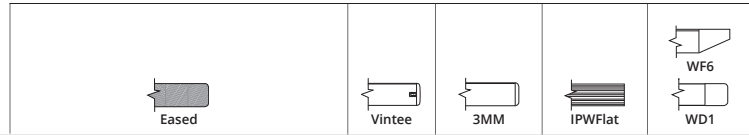
Notes & Tips

- * No assembly required
- * \$250.00 charge for orders fewer than five

ROY OCCASIONAL TABLES

Solid Wood Table Edge Options

Laminate Table Top Edge Options



Description	Top Size			Model #	\$ List Price							Unpkgd. Wgt. #
	W	L	H		Maple	Hickory, White Oak	Walnut, Mixed Woods	Vinyl	Edgeband	Laminate Overlay	Wood Edges	
15" High, Square Roy Occasional Table 	36"	36"	15"	ROY-36-36-RT-15	1737	2528	2832	N/A	N/A	1902	N/A	35
	22"	22"	18"	ROY-22-22-RT-18	1390	2125	2380	N/A	N/A	1483	N/A	40
18" High, Square Roy Occasional Table 	24"	48"	15"	ROY-24-48-RT-15	1562	2230	2497	N/A	N/A	1693	N/A	55
15" High, Rectangular Roy Occasional Table 												

SOLID WOOD TABLE TOPS

Clean with a solution of liquid dishwashing detergent, warm water, and a damp rag. Dry with a clean, non-abrasive cloth. There are no additional recommended cleaning steps or escalation for staining with finished wood products. Any other cleaning method can damage and deteriorate the finish.

Natural wood products are inherently susceptible to damage from radical changes in heat and humidity; care must be taken to ensure that they are in a temperate environment. When storing solid wood furniture, note the following guidelines:

- Do not store products in trailers.
- Store products in areas that simulate indoor, controlled temperatures (60° F to 90° F).
- Store products in areas that maintain constant, indoor and controlled humidity levels.
- Allow solid wood tables time to acclimate to the conditions prior to installation.

Please note, scratches, dings, and dents are common issues that occur to tops in our busy world. Grand Rapids Chair guarantees the stability of our topcoat finish on solid wood tables for one year when properly taken care of and used. This use does not extend to unfinished plating or ceramics, issues with other dining ware or set pieces, or to customer abuse. We will accommodate warranted work on finish failures. Please see our Warranty for further information.

LAMINATE TABLE TOPS

The recommendations for laminate in this section apply only to the laminate surface itself. When cleaning the tables, keep all recommended products away from the table edges. These products can successfully clean the laminate but may damage the table edges. Please see the Table edge section below for care recommendations based on the type of edge you have.

To maintain the beauty of decorative laminates, clean with a solution of liquid dishwashing detergent and warm water and dry with a clean, non-abrasive cloth. This should remove most surface stains. On high-gloss laminates, this solution may leave streak marks. These can be removed using glass cleaner with ammonia and a dry, clean, non-abrasive cloth.

For stubborn stains, use a household cleaner such as Formula 409®, Fantastik®, Windex®, or diluted Simple Green®. It may be necessary to use a soft bristle brush with light scrubbing to assist in removing the stain. A soft rag and Acetone (Nail Polish remover) can be used as well.

TABLE EDGES

Edgeband, vintee, or laminate overlay edges should be cleaned with a solution of liquid dishwashing detergent and warm water. Dry with a clean, non-abrasive cloth. For stubborn stains, try rubbing alcohol with a clean, non-abrasive cloth.

Wood edges should be cleaned with a solution of liquid dishwashing detergent and warm water. Dry with a clean, non-abrasive cloth. This should remove most stains from the surface.

METAL - INDOOR

Wipe surface with a mild soap or liquid dishwasher detergent and warm water solution. Disinfect the surface with a non-abrasive household cleaner like 409®, Fantastik®, Windex®, or diluted Simple Green®. Wipe dry with a clean, soft cloth.

Never let cleaning or disinfecting products dry onto the furniture surface. This can weaken and damage the epoxy finish leading to chips and scratches.

HIGH-DENSITY POLYETHYLENE (HDPE) OUTDOOR TOPS

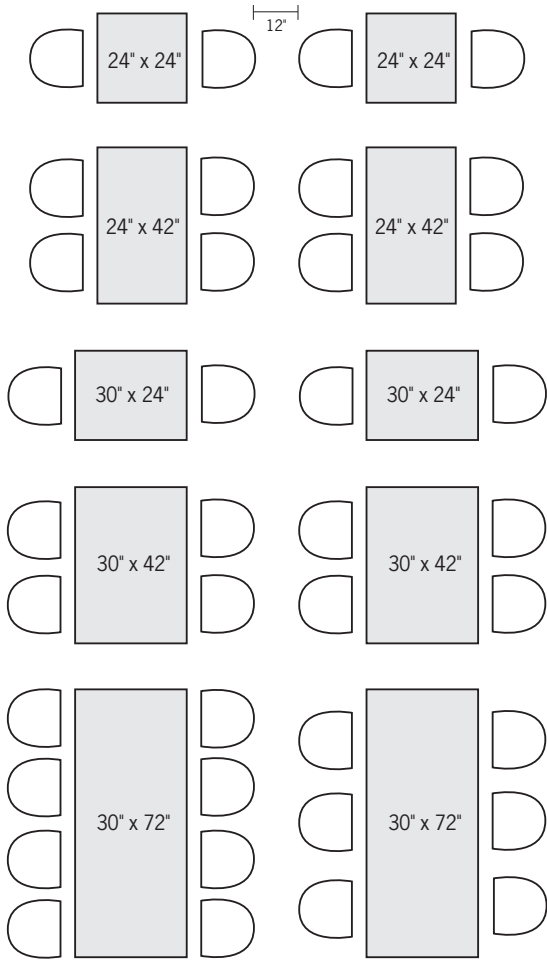
HDPE tops can be cleaned with a solution of warm, soapy water. A soft-bristled brush or foam eraser sponge can be used for stubborn stains and scuffs.

METAL - OUTDOOR

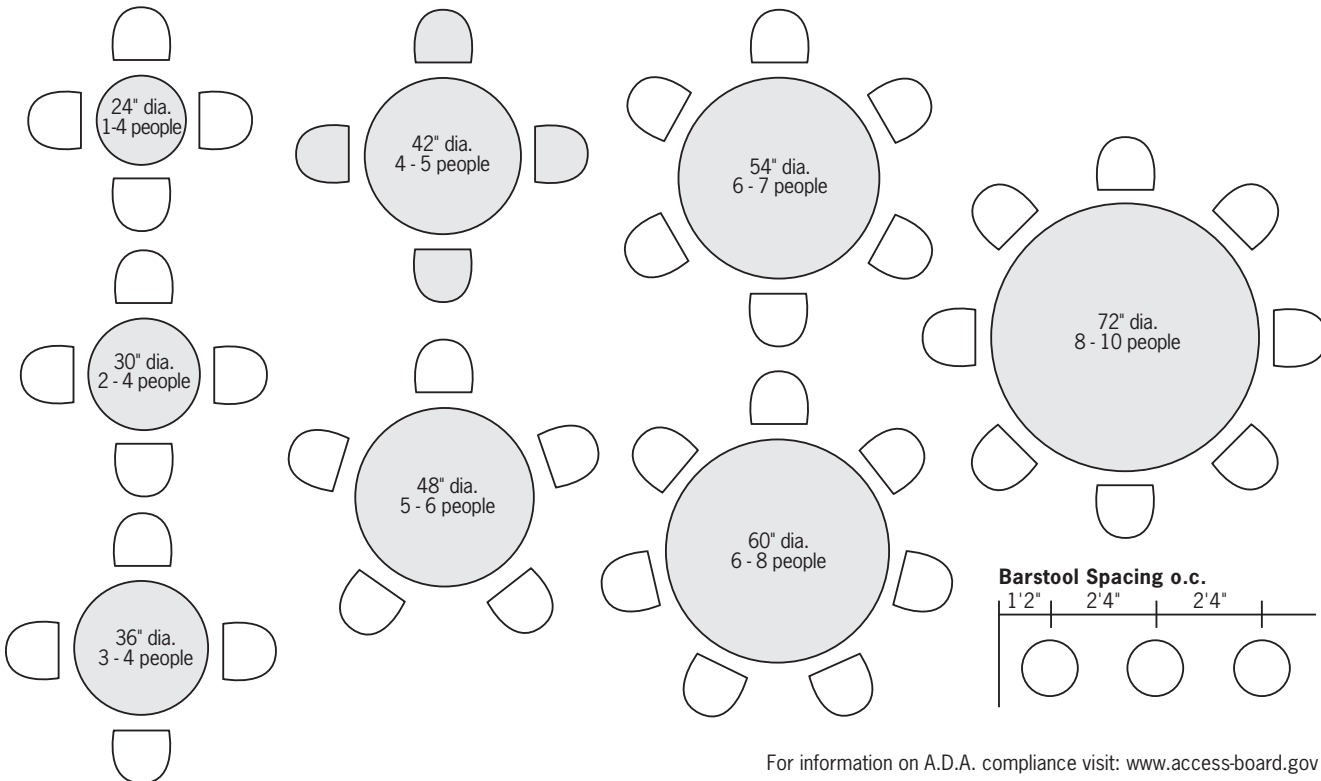
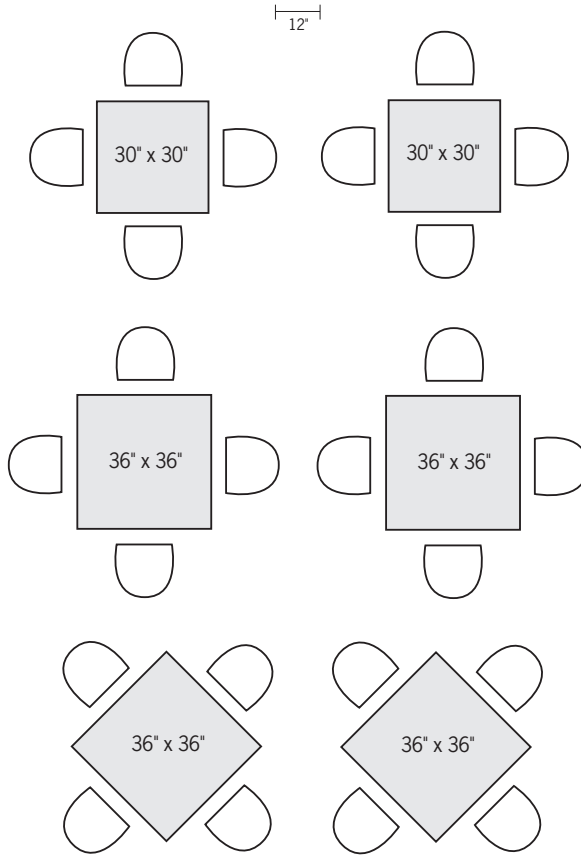
If products are kept near a marine environment or in areas with swimming pools, regular cleaning with biodegradable liquid soap and water will help protect the furniture from rapid deterioration that chlorine and salt may cause. Maintenance is recommended every 3 months in these aggressive environments. Never use a pressure/power washer on outdoor furniture.

Steel may develop small rust spots over time in places where damage has occurred - such as chipping, scratches, or abrasions. Warranty does not cover those parts of the products which are exposed to abrasion during use.

SEATING PLANNER



Minimum Back-to-Back Spacing - 12"
 Consult local fire codes for legal requirements.
 Spacing requirements will vary depending on selected chair width.



For information on A.D.A. compliance visit: www.access-board.gov

1. THE AGREEMENT

All sales by GRAND RAPIDS CHAIR COMPANY or its affiliates (the "Seller") shall be governed by the following terms and conditions of sale. The agreement between Seller and Buyer with respect to the sale of Goods described in the Seller's quote (the "Goods") shall consist only of the terms appearing herein and in the Seller's quote or proposal and any attachments, exhibits and supplements (together, the "Contract") together with any terms mutually agreed to in writing hereafter by Seller and Buyer. These terms and conditions of sale prevail over any of Buyer's general terms and conditions of purchase regardless whether or when Buyer has submitted its purchase order or such terms. Buyer's issuance of a purchase order constitutes its acknowledgment that Seller's quote is the first document exchanged, containing the essential elements of, and therefore constitutes an offer. Seller objects to and shall not otherwise be bound by any additional or different terms, whether printed or otherwise, in Buyer's purchase order or in any other communication from Buyer to Seller. The Contract shall be for the benefit of Seller and Buyer and not for the benefit of any other person. The Contract and these terms comprise the entire agreement between the parties, and supersede all prior or contemporaneous understandings, agreements, negotiations, representations and warranties, and communications, both written and oral. No statements, recommendations, or assistance by either party has been relied upon by either party or shall constitute a waiver by either party of the provisions hereof. Notwithstanding anything herein to the contrary, if a written Contract signed by both parties is in existence covering the sale of the Goods covered hereby, the terms and conditions of said Contract shall prevail to the extent they are inconsistent with these terms.

2. NO IMPLIED ACCEPTANCE

Notwithstanding any contrary provision in Buyer's purchase order, no action by Seller such as delivery of Goods, the rendering of services or the commencement of work on Goods to be specially manufactured for Buyer, will be deemed an acceptance by Seller of any purchase order from Buyer with terms in addition to or different than those contained in this Contract.

3. TERMINATION OR MODIFICATION

In addition to any remedies that may be provided under these terms, Seller may terminate the Contract with immediate effect upon written notice to Buyer, if Buyer:

- (i) fails to pay any amount when due under the Contract;
- (ii) has not otherwise performed or complied with any of these terms, in whole or in part; or
- (iii) becomes insolvent,

files a petition for bankruptcy or commences or has commenced against it proceedings relating to bankruptcy, receivership, reorganization or assignment for the benefit of creditors. The Contract may be modified only upon Seller's written consent. If all or part of the Contract is terminated, in the absence of a written agreement with Seller to the contrary, Buyer shall pay a termination charge equal to expenses and costs incurred by Seller in the production of the Goods to the date such termination is accepted by Seller, including work in process, raw materials not usable by Seller for other purposes, and reimbursement for any commitments to third parties made in order to satisfy Buyer's requirements, plus a reasonable profit. In addition, any Goods completed on or prior to Seller's acceptance of such termination shall be accepted and paid for in full by Buyer.

4. TERMS OF PAYMENT

Payment terms are determined on an individual company basis. Payments shall be made to Seller at the address specified in the invoice. Pro rata payments shall become due as shipments are made. If any shipment is delayed by Seller at the request of Buyer, payment shall become due on the date when Seller is prepared to make shipment. Prices are F.O.B. Seller's shipping point unless otherwise stated in the Contract. Product orders for non-standard items, and orders that exceed normal credit limits require 50% down payments with the order. When any payment is not paid on or before its due date, Buyer agrees to pay a late charge on the sum outstanding, from the due date for receipt of payment to the actual date of receipt of payment, at a rate of one and one half percent (1.5%) per month on the unpaid balance. If a payment is not paid on or before its due date, Buyer agrees that Seller may also cease performance under any and all of Buyer's purchase orders whether or not related to the late payment. Whenever, in the judgment of Seller, the financial condition of the Buyer does not justify the continuation of production or shipment on the specified terms of payment, the Seller may require full or partial payment in advance. Buyer hereby grants to Seller a security interest in all tools, molds, and dies and other property of Buyer which come into the possession of Seller, as security for all sums owing from Buyer to Seller from time to time. Buyer hereby authorizes Seller to file such financing statements with respect to such property as Seller shall deem appropriate and Buyer shall take whatever other actions are requested by Seller to perfect and continue Seller's security interest in such property.

5. DELIVERY

Delivery dates are not guaranteed but are estimated on the basis of immediate receipt by Seller of all information to be furnished by Buyer, and all shipments are subject to Seller's

TERMS & CONDITIONS

production schedule. Seller shall in good faith endeavor to meet estimated delivery dates. Seller shall not be responsible for claims for error in quantity, weight or number not made within ten (10) days after Buyer's receipt of Goods. Seller will not be liable for any delay in performance of this Contract or delivery of Goods when the delay is caused directly or indirectly by fire, flood, explosion, accident, riot, disease, pandemics, acts of God, war, governmental interference, embargo, strikes or other labor difficulties, shortage of labor, fuel, power, materials or supplies, transportation delays, failure of tooling or the repair, maintenance or rehabilitation of the tooling, or any other cause or causes whatsoever beyond its control. In the event Seller is delayed in performance by Buyer or at Buyer's request, Buyer will be responsible for any resulting increase in cost, including handling, insurance and storage charges, and Seller may invoice Goods ready for shipment with payment to be made in accordance with the payment schedule as if the Goods had been shipped. In the event delay is caused by Buyer's failure to furnish information necessary for Seller's performance, Seller may extend the shipment date for a reasonable time in proportion to the period of Buyer's delay.

6. INSTALLMENT DELIVERIES AS SEPARATE SALES

Each installment of Goods to be delivered pursuant to this Contract is to be considered as a separate sale and Buyer shall be liable to pay the agreed price for each such installment without regard to any failure to deliver other installments, and Seller's breach or default in the delivery of any installment shall not give Buyer the right to refuse to receive any other installments.

7. TITLE AND RISK OF LOSS

Title and risk of loss passes to Buyer upon delivery of the Goods to a carrier. Buyer assumes all risk of loss of Goods upon such delivery by Seller to the carrier. Seller agrees to package the Goods, put them in the possession of a carrier, make appropriate arrangements for their transportation, and obtain and deliver documents necessary to enable Buyer to obtain possession of the Goods. Seller shall not be obligated to obtain insurance or to prepay transportation costs unless the Contract provides otherwise. Buyer agrees to pay all loading, unloading and other charges incidental to transportation. Seller will attempt to follow Buyer's shipping instructions but may make reasonable changes thereto. Whether or not Seller pays shipping charges, risk of loss shall pass to Buyer upon delivery of the Goods to a carrier. Breach of this Contract shall have no effect upon this provision controlling the risk of loss. Buyer hereby grants to Seller a lien on and security interest in and to all of the right, title and interest of Buyer in, to and under the Goods, wherever

located, and whether now existing or hereafter arising or acquired from time to time, and in all accessions thereto and replacements or modifications thereof, as well as all proceeds (including insurance proceeds) of the foregoing. The security interest granted under this provision constitutes a purchase money security interest under the Michigan Uniform Commercial Code. Buyer hereby authorizes Seller to file such financing statements with respect to such property as Seller shall deem appropriate and Buyer shall take whatever other actions are requested by Seller to perfect and continue Seller's security interest in such property.

8. LIMITED WARRANTIES

Seller's Limited Warranty, adopted February 1, 2019, is hereby incorporated herein by reference.

SELLER MAKES NO OTHER WARRANTIES OR REPRESENTATIONS, EXPRESS OR IMPLIED, BY OPERATION OF LAW OR OTHERWISE, INCLUDING WITHOUT LIMITATION ANY IMPLIED WARRANTY OF MERCHANTABILITY OR FITNESS FOR A PARTICULAR PURPOSE, ALL OF WHICH ARE HEREBY SPECIFICALLY DISCLAIMED. In particular, but without limiting the generality of the foregoing exclusion, (i) if the Goods are made according to buyer's specifications, Seller does not warrant adequacy of such specifications or that the Goods will perform in accordance with such specifications, (ii) if any goods furnished hereunder are made by any supplier other than Seller, Seller does not provide any warranty with respect to such Goods, (iii) Seller does not warrant that the Goods are in compliance with laws of any country, and (iv) if the Goods are modules or assemblies, Seller does not warrant design, design performance, durability or system integration of the modules, assemblies or any components thereof.

Seller's sole obligation under the warranties set forth in Seller's Limited Warranty will be limited to either, at Seller's option, replacing or repairing defective Goods or refunding the purchase price paid for such Goods previously paid by Buyer, and Buyer's exclusive remedy for breach of any of such warranties will be enforcement of such obligation of Seller. These warranties will not extend to ordinary wear and tear or Goods subjected to misuse, abuse, neglect, damage, improper transportation, improper storage, improper cleaning, accident or improper installation or maintenance or which have been altered or repaired by anyone other than Seller or its authorized representative. Seller shall not be liable on any claim for defective Goods, which is not made within thirty (30) days after discovery of defect.

9. REMEDIES AND LIMITATION OF LIABILITY

In the event Buyer claims Seller has breached any of its obligations under the Contract, whether of warranty or

otherwise, Seller may request the return of the Goods and tender to Buyer the purchase price previously paid by Buyer, and in such event, Seller shall have no further obligation under the Contract except to refund such purchase price upon redelivery of the Goods. No Goods may be returned without Seller's written request. If Seller requests the return of the Goods, the Goods will be returned by Buyer unless otherwise authorized in writing by Seller. Seller reserves the right to inspect any claimed defect, repair defective Goods or install replacement parts, and perform any adjustment incident to satisfactory operation of the Goods. In the event Buyer claims Seller has breached any of its obligations under the Contract, whether of warranty or otherwise, and Seller has not delivered any Goods to Buyer, Seller may tender to Buyer the purchase price previously paid by Buyer, and, in such event, Seller shall have no further obligation under the Contract except to refund such purchase price previously paid by Buyer. The remedies contained in this and the preceding paragraph shall constitute the sole recourse of Buyer against Seller for breach of any of Seller's obligations under the Contract, whether of warranty or otherwise. In no event shall Seller be liable for loss of time, inconvenience, commercial loss, incidental, consequential or special damages, including without limitation, lost revenues, profits or recall expenses, nor shall Seller's liability on any claim for damages arising out of or connected with the Contract or the manufacture, sale, delivery or use of the Goods exceed the purchase price of the Goods previously paid by Buyer to Seller. Any warranty rights which Seller may have relating to any Goods provided by other suppliers will be assigned to Buyer upon request. Seller shall not be liable for failure to perform its obligations under the Contract resulting directly or indirectly from circumstances beyond Seller's reasonable control.

10. INDEMNIFICATION

Buyer shall indemnify Seller against, and hold Seller harmless from, any and all claims and liabilities, including reasonable attorney's fees, arising out of, connected with, or resulting from the Goods, including but not limited to, the design, manufacturing, selection, delivery, possession, storage, use, operation or disposition of the Goods. Seller's entire liability for Goods is limited as set forth in paragraph 9 above.

11. PATENTS

Buyer shall indemnify Seller against liability, loss, damage or expense in any instance involving alleged violation of patent rights relating to Buyer's specifications and/or the Goods resulting from those specifications. Buyer shall bear the full burden for all liability, loss, damage or expense in any such instance. Such indemnification of Seller against all liability, loss, damage or expense pursuant to this provision shall

include, but is not limited to, litigation expenses, reasonable attorney's fees, and damages awarded under an adverse judgment or established by way of compromise settlement where both Buyer and Seller have notice of and consent to such compromise settlement.

12. CHANGES

Changes in the work to be performed under the Contract may be made only if Buyer submits written instructions for such changes and if Seller accepts those changes in writing. If any such approved changes in drawings, materials, quantities, dates of performance or design of the part, units, tools, or fixtures, in Seller's sole judgment, increase Seller's costs, Seller may condition approval of any such change on agreement by Buyer to a price increase to recoup such cost increase, plus a reasonable return.

13. CANCELLATION/RESCHEDULE OF PURCHASE ORDERS

- A. In the event of any cancellation of all or part of any purchase order by Buyer, Buyer agrees to pay Seller for all reasonable and allocable materials, material management, labor, overhead and general and administrative costs and expenses incurred as a result of any such cancellation, plus a reasonable profit hereby stipulated to be ten percent (10%) of such costs and expenses within thirty (30) days from the date of Seller's invoice setting forth such costs and expenses. By way of illustration and not limitation, Seller's costs incurred by reason of Buyer's cancellation may include the storage costs for the items to be purchased, and costs associated with relocating the production to an alternate source, as well as the costs of unreimbursed and/or unamortized research and development costs, capital equipment, and other property and supplies of Seller needed to produce and which are unique to the Goods.
- B. In the event of such cancellation and upon receipt of payment as described above, all completed Goods, assemblies in process, components and any tooling, and equipment owned by Buyer and furnished to Seller under this Contract shall be returned to Buyer in accordance with instructions specified by Buyer.
- C. In the event of any cancellation, inventory carrying charges will be assessed at a rate of \$20 per pallet/day on the inventory stored until the relevant inventory is disposed of and paid for by Buyer.
- D. In the event of any reschedule of delivery of Goods by Buyer the Buyer will be responsible for applicable storage fees for partially produced and fully finished goods. Grand Rapids Chair will hold an order at no

TERMS & CONDITIONS

charge for a maximum of 14 calendar days. Any order held more than 14 days after the original ship date will be subject to a charge of \$20 per pallet/day.

14. DISCLOSURE AND USE OF INFORMATION

All non-public, confidential or proprietary information of Seller, including but not limited to specifications, samples, patterns, designs, plans, drawings, documents, data, business operations, customer lists, pricing, discounts or rebates, disclosed by Seller to Buyer, whether disclosed orally or disclosed or accessed in written, electronic or other form or media, and whether or not marked, designated or otherwise identified as "confidential" in connection with the Contract is confidential and proprietary, solely for the use of performing the Contract and may not be disclosed or copied unless authorized in advance by Seller in writing. Upon Seller's request, Buyer shall promptly return all documents and other materials received from Seller. Seller shall be entitled to injunctive relief for any violation of this Section. Any information owned or developed by Seller, including but not limited to, patents, trademarks, copyrights, know-how and proprietary information, and used for the supply of Goods under this Contract shall remain the sole and exclusive property of Seller. Except as authorized in writing by and on terms acceptable to Seller, Buyer shall have no right to disclose any technical information to any third party or to have any third party make any Goods that use the technical information owned by Seller.

15. MATERIAL PRICE INCREASES

Seller's price quotation shall be subject to pricing of raw materials or other commodities used in the manufacture of Goods as described to Buyer. If any such price shall increase by more than five percent (5%) during the term of the Contract, then the quoted price shall be adjusted on the last day of each month thereafter to reflect the full amount of any such price increase.

16. GOVERNING LAW AND FORUM

The formation and performance of the Contract shall be governed by the Uniform Commercial Code, as adopted in the state of Michigan. Any action for breach of the Contract, including any breach of warranty, must be commenced within one (1) year after the cause of action has accrued. This Contract shall not be subject to or governed by the United Nations Convention on Contracts for the International Sale of Goods. Any legal or equitable actions arising out of or relating to this Contract or any other Contract between the parties, shall be brought only in the United States District Court for the Western District of Michigan, or in the district or circuit

courts of Kent County, Michigan. Seller and Buyer agree that such court shall have *in personam* jurisdiction over them.

17. TAXES

Unless the Contract provides otherwise, sales, use, occupation, excise and other taxes upon the production, sale or use of the Goods are not included in the price and such taxes or any costs in connection therewith, wherever levied and whether imposed before or after payment of invoice, shall be paid by Buyer.

18. MINIMUM PURCHASE REQUIREMENTS

Buyer hereby acknowledges and agrees that the prices set forth in this Contract are contingent upon Buyer's agreement to purchase the total quantities set forth in the Buyer's request for quote/proposal. If Buyer fails to purchase at least ninety percent (90%) of the quantities of Goods contained in its request for quote/proposal, Buyer agrees that the pricing on the Goods delivered to Buyer shall be adjusted retroactively to reflect the impact of lower volume on material pricing, labor efficiencies and other cost and expenses of Seller. Buyer hereby agrees to pay Seller such additional sums within thirty (30) days of the date of Seller's invoice for payment.

19. ASSIGNMENT AND DELEGATION

No right or interest in this Contract shall be delegated or assigned by Buyer without the prior written permission of Seller. Any attempt at assignment or delegation shall be void unless made in conformity with this paragraph. Buyer represents and warrants to Seller that any assignee of Buyer's rights under this Contract shall be in a financial condition and otherwise able to perform all of Buyer's obligations here under. No assignment of this Contract shall relieve Buyer of its liability under this Contract.

20. COMPLIANCE WITH LAW

Buyer shall comply with all applicable laws, regulations and ordinances. Buyer shall maintain in effect all the licenses, permissions, authorizations, consents and permits that it needs to carry out its obligations under the Contract.

21. WAIVER

No waiver by Seller of any of the provisions of the Contract is effective unless explicitly set forth in writing and signed by Seller. No failure to exercise, or delay in exercising, any right, remedy, power or privilege arising from the Contract operates, or may be construed, as a waiver thereof. No single or partial exercise of any right, remedy, power or privilege hereunder precludes any other or further exercise thereof or the exercise of any other right, remedy, power or privilege.

22. FORCE MAJEURE

The Seller shall not be liable or responsible to Buyer, nor be deemed to have defaulted or breached the Contract, for any failure or delay in fulfilling or performing any term of the Contract when and to the extent such failure or delay is caused by or results from acts or circumstances beyond the reasonable control of Seller including, without limitation, acts of God, flood, fire, earthquake, explosion, governmental actions, war, invasion or hostilities (whether war is declared or not), terrorist threats or acts, riot, or other civil unrest, national emergency, revolution, insurrection, epidemic, lockouts, strikes or other labor disputes (whether or not relating to either party's workforce), or restraints or delays affecting carriers or inability or delay in obtaining supplies of adequate or suitable materials, materials or telecommunication breakdown or power outage.

23. RELATIONSHIP OF THE PARTIES

The relationship between the parties is that of independent contractors. Nothing contained in the Contract shall be construed as creating any agency, partnership, joint venture or other form of joint enterprise, employment or fiduciary relationship between the parties, and neither party shall have authority to contract for or bind the other party in any manner whatsoever.

24. NO THIRD-PARTY BENEFICIARIES

The Contract is for the sole benefit of the parties hereto and their respective successors and permitted assigns and nothing herein, express or implied, is intended to or shall confer upon any other person or entity any legal or equitable right, benefit or remedy of any nature whatsoever under or by reason of these Terms.

25. SEVERABILITY

If any term or provision of the Contract is invalid, illegal or unenforceable in any jurisdiction, such invalidity, illegality or unenforceability shall not affect any other term or provision of the Contract or invalidate or render unenforceable such term or provision in any other jurisdiction.

26. SURVIVAL

Provisions of these terms which by their nature should apply beyond their terms will remain in force after any termination or expiration of the Contract.

GRAND RAPIDS CHAIR COMPANY LIMITED WARRANTY

I. DEFINITIONS

Defect: A product defect means an inadequacy in the materials or finish of the product that either existed at the time the product was received or causes a failure of the product to perform under ordinary use.

Workmanship: Workmanship is the degree of skill with which a product is made or a job done. Workmanship includes quality of paint or stain finish, top coat application, upholstery, and quality of weld joints.

Structural Integrity: : The structural integrity is the ability of the product to safely function when in use as it was originally intended.

Wrong Product: If we make an order entry or production error and send you the wrong product, we will replace with the correct item.

II. LIMITED WARRANTIES

Subject to the limitations and conditions set forth below, Grand Rapids Chair Company (Seller) provides the following limited warranties for its products:

INDOOR SEATING

- Steel Seating: 1 year free from finish defects and workmanship failures; 10 years structural integrity in the frame.
- Aluminum Seating: 1 year free from finish defects and workmanship failures; 10 years structural integrity in the frame.
- Wood Seating: 1 year free from finish defects and workmanship failures; 5 years structural integrity in the frame.

INDOOR TABLE BASES

- Steel Table Bases: 1 year free from finish defects and workmanship failures, 10 years structural warranty.
- Cast Iron Table Bases: 1 year free from finish defects and workmanship failures, 10 years structural warranty.
- Wood Table Bases: 1 year free from finish defects and workmanship failures, 10 years structural warranty.

INDOOR TABLE TOPS

- Solid Wood: 1 year free from finish defects and workmanship failures; 10 years structural integrity in the frame.
- Laminate: Subject to the warranty of the laminate supplier, if any, and to the extent assignable.
- Solid Surface: Subject to the warranty of the solid surface supplier, if any, and to the extent assignable.

OUTDOOR TABLE TOPS

- Metal: 1 year free from finish defects and workmanship failures; 3 years structural integrity in the frame.
- Steel may develop small rust spots over time in places where damage has occurred - such as chipping, scratches, or abrasions. Warranty does not cover those parts of the product which are exposed to abrasion during use.
- For aggressive environments with salt or chlorine exposure, regular cleaning every 3 months is recommended.

OUTDOOR TABLE BASES

- 1 year free from finish defects and workmanship failures; 3 years structural integrity in the frame.
- Steel may develop small rust spots over time in places where damage has occurred - such as chipping, scratches, or abrasions. Warranty does not cover those parts of the product which are exposed to abrasion during use.
- For aggressive environments with salt or chlorine exposure, regular cleaning every 3 months is recommended.

OUTDOOR SEATING

- 1 year free from finish defects and workmanship failures; 3 years structural integrity in the frame.
- Steel may develop small rust spots over time in places where damage has occurred - such as chipping, scratches, or abrasions. Warranty does not cover those parts of the product which are exposed to abrasion during use.
- For aggressive environments with salt or chlorine exposure, regular cleaning every 3 months is recommended.

UPHOLSTERY

- Customer's Own Material & Leather and Seller's Graded-in fabrics are subject to the warranty of the supplier, if any, and to the extent assignable.

COMPONENT PARTS & FITTINGS

- The following component parts not manufactured by Seller are covered under a 1 year warranty within normal use scenarios: screws, glides, casters, foot rests, plastic brackets, table hooks, Velcro, grommets, wire management, washers, stacking bumpers, purse shelf, foot rings, table-flip mechanisms, table-fold mechanisms, and table connectors.
- All other component parts not manufactured or supplied by Seller come without warranty.
- By way of example and not in limitation of the foregoing, electrical components are not covered under the Seller's warranty and are subject to the warranty of the electrical components supplier, if any and to the extent assignable.

SPECIALS/CUSTOM PRODUCTS

- If the goods are made according to the Buyer's specifications, Seller does not warrant adequacy of such specifications or that the goods will perform in accordance with such specifications.

III. PROVISIONS APPLICABLE TO ALL SELLER PRODUCTS AND SERVICES

WHAT IS NOT COVERED BY WARRANTY

- I. No warranty is made as to the selection, aesthetics, colorfastness, wear, or aging capability of fabrics, fabric treatments, finishes, or filling materials, including, but not limited to fillers such as foam/poly, cotton, and cardboard. Rusting of cast iron is not covered by warranty.
- II. Wood has a unique and naturally occurring pattern that can vary greatly. Due to the complex structure of wood, small knots, piths, pores, rings, etc. may appear and add decorative appeal. Variation in finish color due to organic variation in wood is not covered and is expected to occur.
- III. Flipping a chair on the top of a table will cause damage to the structural integrity and finish of both products and will accelerate the wear and tear of the table top finish and seat finish. Damage caused by flipping chairs on tables is not covered under the warranty.
- IV. "Stacking" items are susceptible to more wear and tear due to constant stacking; the warranty does not cover seat finish wear due to stacking or scratches/chips in powder coat finish where the legs meet during the stacking process.
- V. Solid wood and laminate table tops must be stored and used in indoor environments with relative humidity in the range of 35% to 50%. Exposure to relative humidity outside this range will cause the product to warp, check, or crack, resulting in loss of warranty coverage.
- VI. Charges for shipping, handling, installation, or disposal of defective units and/or replacement units unless approved in writing by Seller.
- VII. These warranties will not extend to ordinary wear and tear or goods subjected to misuse, abuse, neglect, damage, improper transportation, improper storage, improper cleaning, accident or improper installation or maintenance or which have been altered or repaired by anyone other than Seller or its authorized representative.

GRAND RAPIDS CHAIR COMPANY LIMITED WARRANTY

WHO BENEFITS FROM WARRANTY?

- I. If you purchase a product directly from the Seller or an authorized dealer (i.e. submit a purchase order, receive an acknowledgment for that order and pay the Seller for the goods received according to the terms of the invoice) for your own use, then you are the Buyer, and you will receive benefits of any applicable warranty described in this document. Only original buyers benefit from this warranty; the warranty is non-transferable.

ADDITIONAL INFORMATION

- I. Any warranty will begin on the date of shipment to the Buyer, subject to the conditions and limitations noted in this document.
- II. At the Buyer's request the Seller will attempt to match color during any repair or replacement, as long as a sample "product to match" has been shipped to the Seller at the expense of the Buyer. For various technical reasons related to color degradation in UV light and variations arising from the differences in lighting standards at different locations, the Seller does not guarantee that finishes will match.
- III. In the event a Buyer would like to match a previous order to a new order, the Buyer must send a physical sample to their Account Manager. Due to continual engineering improvements and modifications, we cannot guarantee each good will be an exact match to their previous order. Seller reserves the right to make changes in design and construction or discontinue products without prior notification.
- IV. In the event that a product or component is no longer available for any reasons or we have discontinued a particular material, part, or product, then the Seller will have no liability due to the inability to replace any unavailable part. The Seller's sole responsibility will be to offer an alternative part of reasonably similar performance or in its sole discretion refund the purchase price.
- V. Repairs and replacements do not extend any product warranty. In the event of any authorized repairs, the warranty term remains the order original day of shipment.
- VI. Due to the use of natural materials (wood, steel) and craftsmanship in our products, normal variations may occur from piece to piece. This warranty does not cover such differences, nor are variations from printed or digital images covered.

CLAIMS SUBMISSIONS

To file a warranty claim, email your account manager or customercare@grandrapidschair.com with the following information:

- Sales Order #
- Number of affected units
- Description of product failure
- Picture of damage
- Contact information
- Date damage was discovered

GRAND RAPIDS CHAIR COMPANY LIMITED WARRANTY

LIMITATIONS AND DISCLAIMERS

SELLER MAKES NO OTHER WARRANTIES OR REPRESENTATIONS, EXPRESS OR IMPLIED, BY OPERATION OF LAW OR OTHERWISE, INCLUDING WITHOUT LIMITATION ANY IMPLIED WARRANTY OF MERCHANTABILITY OR FITNESS FOR A PARTICULAR PURPOSE, ALL OF WHICH ARE HEREBY SPECIFICALLY DISCLAIMED. In particular, but without limiting the generality of the foregoing exclusion, (i) if the goods are made according to buyer's specifications, Seller does not warrant adequacy of such specifications or that the goods will perform in accordance with such specifications, (ii) if any goods furnished hereunder are made by any supplier other than Seller, Seller does not provide any warranty with respect to such goods, (iii) Seller does not warrant that the goods are in compliance with laws of any country, and (iv) if the goods are modules or assemblies, Seller does not warrant design, design performance, durability or system integration of the modules, assemblies or any components thereof. Limited warranty based on 12 hours, 360 day use. Seller's sole obligation under the foregoing warranties will be limited to either, at Seller's option, replacing or repairing defective goods or refunding the purchase price paid for such goods previously paid by Buyer, and Buyer's exclusive remedy for breach of any of such warranties will be enforcement of such obligation of Seller. These warranties will not extend to ordinary wear and tear or goods subjected to misuse, abuse, neglect, damage, improper transportation, improper storage, improper cleaning, accident or improper installation or maintenance or which have been altered or repaired by anyone other than Seller or its authorized representative. Seller shall not be liable on any claim for defective goods, which is not made within thirty (30) days after discovery of defect. The warranty is valid from the date of shipment to the original buyer and is non-transferable. Repair or replacement of goods will not extend the time of the original warranty. Misuse of goods includes without limitation (i) outdoor use of any goods intended for indoor use; and (ii) use of products in unsuitable environments or conditions. Where a product model is covered by a specific warranty for such model, the specific warranty shall govern and any more general warranty which might otherwise apply to the product type shall not apply. For all warranties, notwithstanding anything else in this warranty to the contrary: depending on the product's specific warranty, after the third or seventh anniversary of the date of shipment of the goods, Seller's sole obligation under the foregoing warranties will be limited to either, at Seller's option, replacing or repairing defective goods with Buyer responsible for the percentage of Seller's expense for such repair or replacement set forth below, or refunding the percentage set forth below of the purchase price paid for such goods previously paid by Buyer, and Buyer's exclusive remedy for breach of any of such warranties will be enforcement of such obligation of Seller.

Time frame	Percentage of purchase price credited to Buyer	
	5 Year Warranty Product	10 Year Warranty Product
On or after 3rd anniversary but prior to 4th anniversary	50%	100%
On or after 4th anniversary but prior to 5th anniversary	25%	100%
On or after 7th anniversary but prior to 8th anniversary	-	75%
On or after 8th anniversary but prior to 9th anniversary	-	50%
On or after 9th anniversary but prior to 10th anniversary	-	25%

GRAND RAPIDS CHAIR COMPANY LIMITED WARRANTY

REMEDIES AND LIMITATION OF LIABILITY

In the event Buyer claims Seller has breached any of its obligations under the contract, whether of warranty or otherwise, Seller may request the return of the goods and tender to Buyer the purchase price previously paid by Buyer, and in such event, Seller shall have no further obligation under the contract except to refund such purchase price upon redelivery of the goods. No goods may be returned without Seller's written request. If Seller requests the return of the goods, the goods will be returned by Buyer unless otherwise authorized in writing by Seller. Seller reserves the right to inspect any claimed defect, repair defective goods or install replacement parts, and perform any adjustment incident to satisfactory operation of the goods. In the event Buyer claims Seller has breached any of its obligations under the contract, whether of warranty or otherwise, and Seller has not delivered any goods to Buyer, Seller may tender to Buyer the purchase price previously paid by Buyer, and, in such event, Seller shall have no further obligation under the contract except to refund such purchase price previously paid by Buyer. The remedies contained in this and the preceding paragraph shall constitute the sole recourse of Buyer against Seller for breach of any of Seller's obligations under the contract, whether of warranty or otherwise. In no event shall Seller be liable for loss of time, inconvenience, commercial loss, incidental, consequential or special damages, including without limitation, lost revenues, profits or recall expenses, nor shall Seller's liability on any claim for damages arising out of or connected with the contract or the manufacture, sale, delivery or use of the goods exceed the purchase price of the goods previously paid by Buyer to Seller. Any warranty rights which Seller may have relating to any goods provided by other suppliers will be assigned to Buyer upon request. Seller shall not be liable for failure to perform its obligations under the contract resulting directly or indirectly from circumstances beyond Seller's reasonable control.

Effective Date: October 14, 2022

GRAPIDS 29983-1 528311v4

Model	Description	Page
105	Ladder Back Chair	68
105BS	Ladder Back Barstool	68
130-11	Sherman Chair	99
130BS-11	Sherman Barstool	99
130CH-11	Sherman Counter Stool	99
1400	Ava Chair Height Stool	42
1400BS-FR	Ava Bar Height Barstool	42
1400CH-FR	Ava Counter Height Stool	42
1401	Ava Chair Height Stool	42
1401BS-FR	Ava Bar Height Barstool	42
1401CH	Ava Counter Height Stool	42
1402	Ava Chair Height Stool	42
1402BS-FR	Ava Bar Height Barstool	42
1402CH-FR	Ava Counter Height Stool	42
1500	Mia Chair Height Barstool	80
1500BS-FR	Mia Bar Height Barstool	80
1500CH-FR	Mia Counter Height Barstool	80
1501	Mia Chair Height Barstool	80
1501BS-FR	Mia Bar Height Barstool	80
1501CH-FR	Mia Counter Height Barstool	80
1502	Mia Chair Height Barstool	80
1502BS-FR	Mia Bar Height Barstool	80
1502CH-FR	Mia Counter Height Barstool	80
190-33	Rita Lounge	89
191-33	Rita Lounge with HDPE arm caps	89
192-00	Rita lounge 10" Side Table Attachment	89
193-33	Rita Lounge with 10" HDPE side table attachment	89
196-33	Rita Loveseat	89
197-33	Rita LOVESEAT WITH HDPE ARM CAPS	89
225-10	Sally Core-Drilled Chair Height Stool	96
225BS-10	Sally Core-Drilled Barstool	96
225CH-10	Sally Core-Drilled Counter Height Stool	96
226-10	Sally Bolt Down Chair Height Stool	95
2261BS-10	Sally Bolt Down Barstool	95
2261CH-10	Sally Bolt Down Counter Height Stool	95
227-10	Sally Freestanding Chair Height Stool	97
2271BS-10	Sally Freestanding Barstool	97
2271CH-30	Sally Freestanding Counter Height Stool	97
250-11	Brady Chair	46
250BS-11	Brady Barstool	46
250CH-11	Brady Counter Stool	46
270	Harper Chair — X-Base	59
270BS	Harper Bar Height Stool — X-Base	60
270CH	Harper Counter Height Stool — X-Base	59
271	Harper Chair — 4-Leg	60
271BS	Harper Bar Height Stool — 4-Leg	61
271CH	Harper Counter Height Stool — 4-Leg	61
272	Harper Chair — Stacker	62
273	Harper Lounge Chair	62
280	Reece Chair	86
280BS	Reece Bar Height Stool	87
280CH	Reece Counter Height Stool	86
3001	Atlantis Chair Fixed Seating — Counter Height	105
3001	Siren Chair Fixed Seating — Counter Height	109
3002	Atlantis Chair Fixed Seating — Bar Height	106
3002	Siren Chair Fixed Seating — Bar Height	110
3003	Atlantis Chair Fixed Seating — Counter Height	105
3003	Siren Chair Fixed Seating — Counter Height	109
3004	Atlantis Chair Fixed Seating — Bar Height	106

SEATING INDEX

Model	Description	Page
330	Hurdle Stool	.66
330BS	Hurdle Barstool	.66
330CH	Hurdle Counter Stool	.66
331	Half Hurdle Chair	.66
331BS	Half Hurdle Barstool	.66
331CH	Half Hurdle Counter Stool	.66
332-10	Full Hurdle Chair	.56
332BS-10	Full Hurdle Barstool	.56
332CH-10	Full Hurdle Counter Stool	.56
360BS-10	Sir Burly Barstool	.101
360CH-10	Sir Burly Counter Stool	.101
385-33	Alfred Chair	.40
385BS-33	Alfred Barstool	.40
385CH-33	Alfred Counter Stool	.40
4001	Atlantis Chair Fixed Seating — Counter Height	.105
4001	Siren Chair Fixed Seating — Counter Height	.109
4002	Atlantis Chair Fixed Seating — Bar Height	.106
4002	Siren Chair Fixed Seating — Bar Height	.110
4003	Atlantis Chair Fixed Seating — Counter Height	.105
4003	Siren Chair Fixed Seating — Bar Height	.110
4003	Siren Chair Fixed Seating — Counter Height	.109
4004	Atlantis Chair Fixed Seating — Bar Height	.106
4004	Siren Chair Fixed Seating — Bar Height	.110
501	Melissa Anne Chair	.76
501BS	Melissa Anne Barstool	.76
501CS-3000	Melissa Anne Chair Chair Height Fixed Seating	.76
501CS-3001	Melissa Anne Chair Counter Height Fixed Seating	.76
501CS-3002	Melissa Anne Chair Bar Height Fixed Seating	.76
501CS-4000	Melissa Anne Chair Chair Height Fixed Seating	.76
501CS-4001	Melissa Anne Chair Counter Height Fixed Seating	.76
501CS-4002	Melissa Anne Chair Bar Height Fixed Seating	.76
504	Melissa Anne Chair	.78
504BS	Melissa Anne Barstool	.78
571	Mama Melissa Chair	.72
571BS	Mama Melissa Barstool	.72
574	Mama Melissa Chair	.74
574BS	Mama Melissa Barstool	.74
6105BS	Ladder Back Swivel Barstool	.68
6250BS-10	Brady Backless Barstool	.46
6250CH-10	Brady Backless Counter Stool	.46
6501BS	Melissa Anne Swivel Barstool	.76
6504BS	Melissa Anne Swivel Barstool	.78
725	Leo Chair	.70
728-33	Ferdinand Chair	.54
728BS-11	Ferdinand Barstool	.54
728CH-11	Ferdinand Counter Stool	.54
750	Atlantis Chair	.104
750BS	Atlantis Barstool	.104
750CS-3000	Atlantis Chair Fixed Seating — Chair Height	.105
750CS-4000	Atlantis Chair Fixed Seating — Chair Height	.105
827-11	Sadie II Chair	.91
827BS-11	Sadie II Barstool	.91
827CH-11	Sadie II Counter Stool	.91
828-66	Sadie II Outdoor Chair	.93
828BS-66	Sadie II Outdoor Barstool	.93
828CH-66	Sadie II Outdoor Counter Stool	.93
840BS	Opla Barstool	.82
840CH	Opla Counter Height Barstool	.82
841	Removable Opla Seat Pad	.83

Model	Description	Page
842	Anti-Theft Opla Seat Pad	83
843	Opla Chair	82
843A	Opla Armchair	82
845-66	Hula Chair	64
845BS-66	Hula Barstool	64
845CH-66	Hula Counter Stool	64
850	Siren Chair	108
850BS	Siren Barstool	108
850CS-3000	Siren Chair Fixed Seating — Chair Height	109
850CS-4000	Siren Chair Fixed Seating — Chair Height	109
990	Felix Wood Chair	49
990BS	Felix Wood Barstool	49
991	Felix Laminate Chair	49
991BS	Felix Laminate Barstool	49
992	Felix Jr. Chair	52
992BS	Felix Jr. Barstool	52
993	Felix Jr. Chair	52
993BS	Felix Jr. Barstool	52
B014-UPH	No. 14 Chair	17
B014-VEN	No. 14 Chair	17
B018BS-UPH	No. 18 Barstool	18
B018BS-VEN	No. 18 Barstool	17
B018-UPH	No. 18 Chair	17
B018-VEN	No. 18 Chair	17
B030A-UPH	No. 30 Armchair	18
B030A-VEN	No. 30 Armchair	18
B033A-UPH-BK	No. 33 Armchair	18
B073BS-UPH	No. 73 Barstool	19
B073BS-VEN	No. 73 Barstool	18
B150BS-UPH	No. 150 Barstool	19
B150BS-VEN	No. 150 Barstool	19
B150-UPH	No. 150 Chair	19
B150-VEN	No. 150 Chair	19
B763-UPH	No. 763 Chair	19
BWB-16-41-RTR-18	Bowen Outdoor Bench	44
DYL-B	Dylan 22" Bench	24
DYL-B	Dylan 48" Bench	24
DYL-B	Dylan 54" Bench	24
DYL-B	Dylan 66" Bench	25
DYL-B	Dylan 78" Bench	25
DYL-B	Dylan 90" Bench	25
W2625	Andy Lounge	15
W2625A	Andy Lounge With Arms	15
W400AC	Merano Armchair	31
W400BS	Merano Barstool — 30" Barstool	31
W400CH	Merano Barstool — 24" Counter Height	31
W400SC	Merano Chair	31
W437	Leaf Chair	29
W439BS	Leaf Barstool	29
W439CH	Leaf Counter Stool	29
W504	Wood Melissa Chair	35
W504-V12	Wood Melissa Chair	35
W504-V15	Wood Melissa Chair	35
W504-V16	Wood Melissa Chair	35
W504-V21	Wood Melissa Chair	35
W504-V22	Wood Melissa Chair	35
W504-V25	Wood Melissa Chair	35
W504-V26	Wood Melissa Chair	35
W504A	Wood Melissa Armchair	36

SEATING INDEX

Model	Description	Page
W504A-V12	Wood Melissa Armchair	36
W504A-V15	Wood Melissa Armchair	36
W504A-V16	Wood Melissa Armchair	36
W504A-V21	Wood Melissa Armchair	36
W504A-V22	Wood Melissa Armchair	36
W504A-V25	Wood Melissa Armchair	36
W504A-V26	Wood Melissa Armchair	36
W504BS	Wood Melissa Barstool	37
W504BS-V12	Wood Melissa Barstool	37
W504BS-V15	Wood Melissa Barstool	37
W504BS-V16	Wood Melissa Barstool	37
W504BS-V21	Wood Melissa Barstool	37
W504BS-V22	Wood Melissa Barstool	37
W504BS-V25	Wood Melissa Barstool	37
W504BS-V26	Wood Melissa Barstool	37
W515	Hugh Chair	27
W520-11	Brooke Chair	21
W520BS-11	Brooke Barstool	22
W520CH-11	Brooke Counter Height Stool	21
W530	Wood Chair	33
W530BS	Wood Barstool	33
W530CH	Wood Counter Stool	33
WN504	Wood Melissa Nesting Chair	35

Model	Description	Page
3100	30" High, Core Drilled Table Base	163
3101	36" High, Core Drilled Table Base	163
3102	42" High, Core Drilled Table Base	163
3103	36" High, Core Drilled Table Base With Foot Ring	163
3104	42" High, Core Drilled Table Base With Foot Ring	163
4100	30" High, Bolt-Down Table Base	164
4101	36" High, Bolt-Down Table Base	164
4102	42" High, Bolt-Down Table Base	164
4103	36" High, Bolt-Down Table Base With Foot Ring	164
4104	42" High, Bolt-Down Table Base With Foot Ring	164
7000	24"-36" Cantilever Table Mount	169
7005	36"-54" Cantilever Table Mount	169
7010	14"-20" Cantilever Table Mount	169
ADR-30-60-RT-30	30" High, Solid Wood Andrea Communal Table	172
ADR-30-60-RT-36	36" High, Solid Wood Andrea Communal Table	172
ADR-30-60-RT-42	42" High, Solid Wood Andrea Communal Table	172
ADR-30-72-RT-30	30" High, Solid Wood Andrea Communal Table	172
ADR-30-72-RT-36	36" High, Solid Wood Andrea Communal Table	172
ADR-30-72-RT-42	42" High, Solid Wood Andrea Communal Table	172
ADR-30-84-RT-30	30" High, Solid Wood Andrea Communal Table	172
ADR-30-84-RT-36	36" High, Solid Wood Andrea Communal Table	172
ADR-30-84-RT-42	42" High, Solid Wood Andrea Communal Table	172
ADR-30-94-RT-30	30" High, Solid Wood Andrea Communal Table	172
ADR-30-94-RT-36	36" High, Solid Wood Andrea Communal Table	172
ADR-30-94-RT-42	42" High, Solid Wood Andrea Communal Table	172
ADR-36-60-RT-30	30" High, Solid Wood Andrea Communal Table	172
ADR-36-60-RT-36	36" High, Solid Wood Andrea Communal Table	172
ADR-36-60-RT-42	42" High, Solid Wood Andrea Communal Table	172
ADR-36-72-RT-30	30" High, Solid Wood Andrea Communal Table	172
ADR-36-72-RT-36	36" High, Solid Wood Andrea Communal Table	172
ADR-36-72-RT-42	42" High, Solid Wood Andrea Communal Table	172
ADR-36-84-RT-30	30" High, Solid Wood Andrea Communal Table	172
ADR-36-84-RT-36	36" High, Solid Wood Andrea Communal Table	172
ADR-36-84-RT-42	42" High, Solid Wood Andrea Communal Table	172
ADR-36-94-RT-30	30" High, Solid Wood Andrea Communal Table	172
ADR-36-94-RT-36	36" High, Solid Wood Andrea Communal Table	172
ADR-36-94-RT-42	42" High, Solid Wood Andrea Communal Table	172
AND-36-36-SQ-30	30" High, Andy Square Communal Table	174
AND-36-60-RT-30	30" High, Andy Rectangular Communal Table	174
AND-36-60-RT-36	36" High, Andy Rectangular Communal Table	174
AND-36-60-RT-42	42" High, Andy Rectangular Communal Table	174
AND-36-72-RT-30	30" High, Andy Rectangular Communal Table	174
AND-36-72-RT-36	36" High, Andy Rectangular Communal Table	174
AND-36-72-RT-42	42" High, Andy Rectangular Communal Table	174
AND-36-84-RT-30	30" High, Andy Rectangular Communal Table	174
AND-36-84-RT-36	36" High, Andy Rectangular Communal Table	174
AND-36-84-RT-42	42" High, Andy Rectangular Communal Table	174
AND-36-96-RT-30	30" High, Andy Rectangular Communal Table	174
AND-36-96-RT-36	36" High, Andy Rectangular Communal Table	174
AND-36-96-RT-42	42" High, Andy Rectangular Communal Table	174
AND-42-42-SQ-30	30" High, Andy Square Communal Table	174
AND-42-60-RT-30	30" High, Andy Rectangular Communal Table	174
AND-42-60-RT-36	36" High, Andy Rectangular Communal Table	174
AND-42-60-RT-42	42" High, Andy Rectangular Communal Table	174
AND-42-72-RT-30	30" High, Andy Rectangular Communal Table	174
AND-42-72-RT-36	36" High, Andy Rectangular Communal Table	174
AND-42-72-RT-42	42" High, Andy Rectangular Communal Table	174
AND-42-84-RT-30	30" High, Andy Rectangular Communal Table	174
AND-42-84-RT-36	36" High, Andy Rectangular Communal Table	174

TABLES INDEX

Model	Description	Page
AND-42-84-RT-42	42" High, Andy Rectangular Communal Table	174
AND-42-96-RT-30	30" High, Andy Rectangular Communal Table	174
AND-42-96-RT-36	36" High, Andy Rectangular Communal Table	174
AND-42-96-RT-42	42" High, Andy Rectangular Communal Table	174
AND-48-48-SQ-30	30" High, Andy Square Communal Table	174
AND-54-54-SQ-30	30" High, Andy Square Communal Table	174
BRC-24-48-RT-30	30" High, Solid Wood Brady Communal Table	178
BRC-24-60-RT-30	30" High, Solid Wood Brady Communal Table	178
BRC-24-72-RT-30	30" High, Solid Wood Brady Communal Table	178
BRC-24-84-RT-30	30" High, Solid Wood Brady Communal Table	178
BRC-24-94-RT-30	30" High, Solid Wood Brady Communal Table	178
BRC-30-60-RT-30	30" High, Solid Wood Brady Communal Table	178
BRC-30-60-RT-36	36" High, Solid Wood Brady Communal Table	178
BRC-30-60-RT-42	42" High, Solid Wood Brady Communal Table	178
BRC-30-72-RT-30	30" High, Solid Wood Brady Communal Table	178
BRC-30-72-RT-36	36" High, Solid Wood Brady Communal Table	178
BRC-30-72-RT-42	42" High, Solid Wood Brady Communal Table	178
BRC-30-84-RT-30	30" High, Solid Wood Brady Communal Table	178
BRC-30-84-RT-36	36" High, Solid Wood Brady Communal Table	178
BRC-30-84-RT-42	42" High, Solid Wood Brady Communal Table	178
BRC-30-94-RT-30	30" High, Solid Wood Brady Communal Table	178
BRC-30-94-RT-36	36" High, Solid Wood Brady Communal Table	178
BRC-30-94-RT-42	42" High, Solid Wood Brady Communal Table	178
BRC-36-60-RT-30	30" High, Solid Wood Brady Communal Table	178
BRC-36-60-RT-36	36" High, Solid Wood Brady Communal Table	178
BRC-36-60-RT-42	42" High, Solid Wood Brady Communal Table	178
BRC-36-72-RT-30	30" High, Solid Wood Brady Communal Table	178
BRC-36-72-RT-36	36" High, Solid Wood Brady Communal Table	178
BRC-36-72-RT-42	42" High, Solid Wood Brady Communal Table	178
BRC-36-84-RT-30	30" High, Solid Wood Brady Communal Table	178
BRC-36-84-RT-36	36" High, Solid Wood Brady Communal Table	178
BRC-36-84-RT-42	42" High, Solid Wood Brady Communal Table	178
BRC-36-94-RT-30	30" High, Solid Wood Brady Communal Table	178
BRC-36-94-RT-36	36" High, Solid Wood Brady Communal Table	178
BRC-36-94-RT-42	42" High, Solid Wood Brady Communal Table	178
BRP-24-24-SQ-30	30" High, Square Brady Table	135
BRP-24-24-SQ-36	36" High, Square Brady Table	135
BRP-24-24-SQ-42	42" High, Square Brady Table	135
BRP-24-30-RT-30	30" High, Rectangular Brady Table	136
BRP-24-36-RT-30	30" High, Rectangular Brady Table	136
BRP-30-30-RD-30	30" High, Round Brady Table	134
BRP-30-30-RD-36	36" High, Round Brady Table	134
BRP-30-30-RD-42	42" High, Round Brady Table	134
BRP-30-30-SQ-30	30" High, Square Brady Table	135
BRP-30-30-SQ-36	36" High, Square Brady Table	135
BRP-30-30-SQ-42	42" High, Square Brady Table	135
BRP-30-36-RT-30	30" High, Rectangular Brady Table	136
BRP-36-36-RD-30	30" High, Round Brady Table	134
BRP-36-36-RD-36	36" High, Round Brady Table	134
BRP-36-36-RD-42	42" High, Round Brady Table	134
BRP-36-36-SQ-30	30" High, Square Brady Table	135
BRP-36-36-SQ-36	36" High, Square Brady Table	135
BRP-36-36-SQ-42	42" High, Square Brady Table	135
BWC-36-59-RT-30	30" High, Bowen Communal Table	176
BWC-36-59-RT-36	36" High, Bowen Communal Table	176
BWC-36-59-RT-42	42" High, Bowen Communal Table	176
BWC-36-71-RT-30	30" High, Bowen Communal Table	176
BWC-36-71-RT-36	36" High, Bowen Communal Table	176
BWC-36-71-RT-42	42" High, Bowen Communal Table	176

Model	Description	Page
BWC-36-82-RT-30	30" High, Bowen Communal Table	176
BWC-36-82-RT-36	36" High, Bowen Communal Table	176
BWC-36-82-RT-42	42" High, Bowen Communal Table	176
BWP-24-24-SQ-30	30" High, Bowen Table with round column	132
BWP-24-24-SQ-36	36" High, Bowen Table with round column	132
BWP-24-24-SQ-42	42" High, Bowen Table with round column	132
BWP-24-29-RT-30	30" High, Bowen Table with round column	132
BWP-24-29-RT-36	36" High, Bowen Table with round column	132
BWP-24-29-RT-42	42" High, Bowen Table with round column	132
BWP-24-35-RT-30	30" High, Bowen Table with round column	132
BWP-24-35-RT-36	30" High, Bowen Table with round column	132
BWP-24-35-RT-42	42" High, Bowen Table with round column	132
BWP-30-29-SQ-30	30" High, Bowen Table with round column	132
BWP-30-29-SQ-36	30" High, Bowen Table with round column	132
BWP-30-29-SQ-42	42" High, Bowen Table with round column	132
BWP-30-35-RT-30	30" High, Bowen Table with round column	132
BWP-30-35-RT-36	30" High, Bowen Table with round column	132
BWP-30-35-RT-42	42" High, Bowen Table with round column	132
BWP-36-35-SQ-30	30" High, Bowen Table with round column	132
BWP-36-35-SQ-36	30" High, Bowen Table with round column	132
BWP-36-35-SQ-42	42" High, Bowen Table with round column	132
CA-24-24-RD-30	30" High, Round Cassandra Table	138
CA-24-24-RD-36	36" High, Round Cassandra Table	138
CA-24-24-RD-36-FR	36" High, Round Cassandra Table With Foot Ring	138
CA-24-24-RD-42	42" High, Round Cassandra Table	138
CA-24-24-RD-42-FR	42" High, Round Cassandra Table With Foot Ring	139
CA-24-24-SQ-30	30" High, Square Cassandra Table	140
CA-24-24-SQ-36	36" High, Square Cassandra Table	140
CA-24-24-SQ-36-FR	36" High, Square Cassandra Table With Foot Ring	140
CA-24-24-SQ-42	42" High, Square Cassandra Table	140
CA-24-24-SQ-42-FR	42" High, Square Cassandra Table With Foot Ring	140
CA-24-30-RT-30	30" High, Rectangular Cassandra Table	141
CA-24-30-RT-36	36" High, Rectangular Cassandra Table	141
CA-24-30-RT-36-FR	36" High, Rectangular Cassandra Table With Foot Ring	141
CA-24-30-RT-42	42" High, Rectangular Cassandra Table	141
CA-24-30-RT-42-FR	42" High, Rectangular Cassandra Table With Foot Ring	141
CA-24-36-RT-30	30" High, Rectangular Cassandra Table	141
CA-24-36-RT-36	36" High, Rectangular Cassandra Table	141
CA-24-36-RT-36-FR	36" High, Rectangular Cassandra Table With Foot Ring	141
CA-24-36-RT-42	42" High, Rectangular Cassandra Table	141
CA-24-36-RT-42-FR	42" High, Rectangular Cassandra Table With Foot Ring	141
CA-24-42-RT-30	30" High, Rectangular Cassandra Table	141
CA-24-42-RT-36	36" High, Rectangular Cassandra Table	141
CA-24-42-RT-36-FR	36" High, Rectangular Cassandra Table With Foot Ring	141
CA-24-42-RT-42	42" High, Rectangular Cassandra Table	141
CA-24-42-RT-42-FR	42" High, Rectangular Cassandra Table With Foot Ring	141
CA-24-48-RT-30	30" High, Rectangular Cassandra Table With Four Columns	142
CA-24-48-RT-36	36" High, Rectangular Cassandra Table With Four Columns	142
CA-24-48-RT-42	42" High, Rectangular Cassandra Table With Four Columns	142
CA-24-60-RT-30	30" High, Rectangular Cassandra Table With T-Legs	142
CA-24-72-RT-30	30" High, Rectangular Cassandra Table With T-Legs	142
CA-30-30-RD-30	30" High, Round Cassandra Table	138
CA-30-30-RD-36	36" High, Round Cassandra Table	138
CA-30-30-RD-36-FR	36" High, Round Cassandra Table With Foot Ring	138
CA-30-30-RD-42	42" High, Round Cassandra Table	138
CA-30-30-RD-42-FR	42" High, Round Cassandra Table With Foot Ring	139
CA-30-30-SQ-30	30" High, Square Cassandra Table	140
CA-30-30-SQ-36	36" High, Square Cassandra Table	140
CA-30-30-SQ-36-FR	36" High, Square Cassandra Table With Foot Ring	140

TABLES INDEX

Model	Description	Page
CA-30-30-SQ-42	42" High, Square Cassandra Table	140
CA-30-30-SQ-42-FR	42" High, Square Cassandra Table With Foot Ring	140
CA-30-48-RT-30	30" High, Rectangular Cassandra Table With T-Legs	142
CA-30-60-RT-30	30" High, Rectangular Cassandra Table With T-Legs	142
CA-30-72-RT-30	30" High, Rectangular Cassandra Table With T-Legs	142
CA-36-36-RD-30	30" High, Round Cassandra Table	138
CA-36-36-RD-36	36" High, Round Cassandra Table	138
CA-36-36-RD-36-FR	36" High, Round Cassandra Table With Foot Ring	138
CA-36-36-RD-42	42" High, Round Cassandra Table	138
CA-36-36-SQ-30	30" High, Square Cassandra Table	140
CA-36-36-SQ-36	36" High, Square Cassandra Table	140
CA-36-36-SQ-36-FR	36" High, Square Cassandra Table With Foot Ring	140
CA-36-36-SQ-42	42" High, Square Cassandra Table	140
CA-36-36-SQ-42-FR	42" High, Square Cassandra Table With Foot Ring	140
CA-36-42-RT-30	30" High, Rectangular Cassandra Table With Four Columns	142
CA-36-42-RT-36	36" High, Rectangular Cassandra Table With Four Columns	142
CA-36-42-RT-42	42" High, Rectangular Cassandra Table With Four Columns	142
CA-36-48-RT-30	30" High, Rectangular Cassandra Table With Four Columns	142
CA-36-60-RT-30	30" High, Rectangular Cassandra Table With Double T-Legs	142
CA-36-72-RT-30	30" High, Rectangular Cassandra Table With Double T-Legs	142
CA-42-42-RD-30	30" High, Round Cassandra Table With Four Columns	139
CA-42-42-RD-36	36" High, Round Cassandra Table With Four Columns	139
CA-42-42-RD-42	42" High, Round Cassandra Table With Four Columns	139
CA-42-42-RD-42-FR	42" High, Round Cassandra Table With Foot Ring	139
CA-42-42-SQ-30	30" High, Square Cassandra Table With Four Columns	140
CA-42-48-RT-30	30" High, Rectangular Cassandra Table With Four Columns	142
CA-42-60-RT-30	30" High, Rectangular Cassandra Table With Double T-Legs	142
CA-48-48-RD-30	30" High, Round Cassandra Table With Four Columns	139
CA-48-48-SQ-30	30" High, Square Cassandra Table With Four Columns	140
CA-54-54-RD-30	30" High, Round Cassandra Table With Four Columns	139
CA-60-60-RD-30	30" High, Round Cassandra Table With Four Columns	139
CA-72-72-RD-30	30" High, Round Cassandra Table With Four Columns	139
DYL-T-LAM-246030	30" High, Laminate Dylan Communal Table	183
DYL-T-LAM-246036	36" High, Laminate Dylan Communal Table	183
DYL-T-LAM-246042	42" High, Laminate Dylan Communal Table	184
DYL-T-LAM-247230	30" High, Laminate Dylan Communal Table	183
DYL-T-LAM-247236	36" High, Laminate Dylan Communal Table	183
DYL-T-LAM-247242	42" High, Laminate Dylan Communal Table	184
DYL-T-LAM-248430	30" High, Laminate Dylan Communal Table	183
DYL-T-LAM-248436	36" High, Laminate Dylan Communal Table	183
DYL-T-LAM-248442	42" High, Laminate Dylan Communal Table	184
DYL-T-LAM-249430	30" High, Laminate Dylan Communal Table	183
DYL-T-LAM-249436	36" High, Laminate Dylan Communal Table	183
DYL-T-LAM-249442	42" High, Laminate Dylan Communal Table	184
DYL-T-LAM-306030	30" High, Laminate Dylan Communal Table	183
DYL-T-LAM-306036	36" High, Laminate Dylan Communal Table	183
DYL-T-LAM-306042	42" High, Laminate Dylan Communal Table	184
DYL-T-LAM-307230	30" High, Laminate Dylan Communal Table	183
DYL-T-LAM-307236	36" High, Laminate Dylan Communal Table	183
DYL-T-LAM-307242	42" High, Laminate Dylan Communal Table	184
DYL-T-LAM-308430	30" High, Laminate Dylan Communal Table	183
DYL-T-LAM-308436	36" High, Laminate Dylan Communal Table	183
DYL-T-LAM-308442	42" High, Laminate Dylan Communal Table	184
DYL-T-LAM-309430	30" High, Laminate Dylan Communal Table	183
DYL-T-LAM-309436	36" High, Laminate Dylan Communal Table	183
DYL-T-LAM-309442	42" High, Laminate Dylan Communal Table	184
DYL-T-LAM-366030	30" High, Laminate Dylan Communal Table	183
DYL-T-LAM-366036	36" High, Laminate Dylan Communal Table	183
DYL-T-LAM-366042	42" High, Laminate Dylan Communal Table	184

Model	Description	Page
DYL-T-LAM-367230	30" High, Laminate Dylan Communal Table	183
DYL-T-LAM-367236	36" High, Laminate Dylan Communal Table	183
DYL-T-LAM-367242	42" High, Laminate Dylan Communal Table	184
DYL-T-LAM-368430	30" High, Laminate Dylan Communal Table	183
DYL-T-LAM-368436	36" High, Laminate Dylan Communal Table	183
DYL-T-LAM-368442	42" High, Laminate Dylan Communal Table	184
DYL-T-LAM-369430	30" High, Laminate Dylan Communal Table	183
DYL-T-LAM-369436	36" High, Laminate Dylan Communal Table	183
DYL-T-LAM-369442	42" High, Laminate Dylan Communal Table	184
DYL-T-SW-246030	30" High, Solid Wood Dylan Communal Table	181
DYL-T-SW-246036	36" High, Solid Wood Dylan Communal Table	181
DYL-T-SW-246042	42" High, Solid Wood Dylan Communal Table	182
DYL-T-SW-247230	30" High, Solid Wood Dylan Communal Table	181
DYL-T-SW-247236	36" High, Solid Wood Dylan Communal Table	181
DYL-T-SW-247242	42" High, Solid Wood Dylan Communal Table	182
DYL-T-SW-248430	30" High, Solid Wood Dylan Communal Table	181
DYL-T-SW-248436	36" High, Solid Wood Dylan Communal Table	181
DYL-T-SW-248442	42" High, Solid Wood Dylan Communal Table	182
DYL-T-SW-249430	30" High, Solid Wood Dylan Communal Table	181
DYL-T-SW-249436	36" High, Solid Wood Dylan Communal Table	181
DYL-T-SW-249442	42" High, Solid Wood Dylan Communal Table	182
DYL-T-SW-306030	30" High, Solid Wood Dylan Communal Table	181
DYL-T-SW-306036	36" High, Solid Wood Dylan Communal Table	181
DYL-T-SW-306042	42" High, Solid Wood Dylan Communal Table	182
DYL-T-SW-307230	30" High, Solid Wood Dylan Communal Table	181
DYL-T-SW-307236	36" High, Solid Wood Dylan Communal Table	181
DYL-T-SW-307242	42" High, Solid Wood Dylan Communal Table	182
DYL-T-SW-308430	30" High, Solid Wood Dylan Communal Table	181
DYL-T-SW-308436	36" High, Solid Wood Dylan Communal Table	181
DYL-T-SW-308442	42" High, Solid Wood Dylan Communal Table	182
DYL-T-SW-309430	30" High, Solid Wood Dylan Communal Table	181
DYL-T-SW-309436	36" High, Solid Wood Dylan Communal Table	181
DYL-T-SW-309442	42" High, Solid Wood Dylan Communal Table	182
DYL-T-SW-366030	30" High, Solid Wood Dylan Communal Table	181
DYL-T-SW-366036	36" High, Solid Wood Dylan Communal Table	181
DYL-T-SW-366042	42" High, Solid Wood Dylan Communal Table	182
DYL-T-SW-367230	30" High, Solid Wood Dylan Communal Table	181
DYL-T-SW-367236	36" High, Solid Wood Dylan Communal Table	181
DYL-T-SW-367242	42" High, Solid Wood Dylan Communal Table	182
DYL-T-SW-368430	30" High, Solid Wood Dylan Communal Table	181
DYL-T-SW-368436	36" High, Solid Wood Dylan Communal Table	181
DYL-T-SW-368442	42" High, Solid Wood Dylan Communal Table	182
DYL-T-SW-369430	30" High, Solid Wood Dylan Communal Table	181
DYL-T-SW-369436	36" High, Solid Wood Dylan Communal Table	181
DYL-T-SW-369442	42" High, Solid Wood Dylan Communal Table	182
FNK-30-72-RT-30	30" High, Frankie Communal Table - Rectangular Top	186
FNK-30-72-RT-36	36" High, Frankie Communal Table - Rectangular Top	188
FNK-30-72-RT-42	42" High, Frankie Communal Table - Rectangular Top	188
FNK-30-72-RTK-36	36" High, Frankie Communal Table - Racetrack Top	189
FNK-30-72-RTK-42	42" High, Frankie Communal Table - Racetrack Top	189
FNK-30-72-RTR-30	30" High, Frankie Communal Table - 5" Radius Rectangular Top	186
FNK-30-72-RTR-36	36" High, Frankie Communal Table - Radius Rectangular Top	188
FNK-30-72-RTR-42	42" High, Frankie Communal Table - Radius Rectangular Top	188
FNK-30-84-RT-30	30" High, Frankie Communal Table - Rectangular Top	186
FNK-30-84-RT-36	36" High, Frankie Communal Table - Rectangular Top	188
FNK-30-84-RT-42	42" High, Frankie Communal Table - Rectangular Top	188
FNK-30-84-RTK-36	36" High, Frankie Communal Table - Racetrack Top	189
FNK-30-84-RTK-42	42" High, Frankie Communal Table - Racetrack Top	189
FNK-30-84-RTR-30	30" High, Frankie Communal Table - 5" Radius Rectangular Top	186

TABLES INDEX

Model	Description	Page
FNK-30-84-RTR-36	36" High, Frankie Communal Table - Radius Rectangular Top	188
FNK-30-84-RTR-42	42" High, Frankie Communal Table - Radius Rectangular Top	188
FNK-30-94-RT-30	30" High, Frankie Communal Table - Rectangular Top	186
FNK-30-94-RT-36	36" High, Frankie Communal Table - Rectangular Top	188
FNK-30-94-RT-42	42" High, Frankie Communal Table - Rectangular Top	188
FNK-30-94-RTK-36	36" High, Frankie Communal Table - Racetrack Top	189
FNK-30-94-RTK-42	42" High, Frankie Communal Table - Racetrack Top	189
FNK-30-94-RTR-30	30" High, Frankie Communal Table - 5" Radius Rectangular Top	186
FNK-30-94-RTR-36	30" High, Frankie Communal Table - Radius Rectangular Top	188
FNK-30-94-RTR-42	30" High, Frankie Communal Table - Radius Rectangular Top	188
FNK-36-72-RT-30	30" High, Frankie Communal Table - Rectangular Top	186
FNK-36-72-RT-36	36" High, Frankie Communal Table - Rectangular Top	188
FNK-36-72-RT-42	42" High, Frankie Communal Table - Rectangular Top	188
FNK-36-72-RTK-36	36" High, Frankie Communal Table - Racetrack Top	189
FNK-36-72-RTK-42	42" High, Frankie Communal Table - Racetrack Top	189
FNK-36-72-RTR-30	30" High, Frankie Communal Table - 5" Radius Rectangular Top	186
FNK-36-72-RTR-36	36" High, Frankie Communal Table - Radius Rectangular Top	188
FNK-36-72-RTR-42	42" High, Frankie Communal Table - Radius Rectangular Top	188
FNK-36-84-RT-30	30" High, Frankie Communal Table - Rectangular Top	186
FNK-36-84-RT-36	36" High, Frankie Communal Table - Rectangular Top	188
FNK-36-84-RT-42	42" High, Frankie Communal Table - Rectangular Top	188
FNK-36-84-RTK-36	36" High, Frankie Communal Table - Racetrack Top	189
FNK-36-84-RTK-42	42" High, Frankie Communal Table - Racetrack Top	189
FNK-36-84-RTR-30	30" High, Frankie Communal Table - 5" Radius Rectangular Top	186
FNK-36-84-RTR-36	36" High, Frankie Communal Table - Radius Rectangular Top	188
FNK-36-84-RTR-42	42" High, Frankie Communal Table - Radius Rectangular Top	188
FNK-36-94-RT-30	30" High, Frankie Communal Table - Rectangular Top	186
FNK-36-94-RT-36	36" High, Frankie Communal Table - Rectangular Top	188
FNK-36-94-RT-42	42" High, Frankie Communal Table - Rectangular Top	188
FNK-36-94-RTK-36	36" High, Frankie Communal Table - Racetrack Top	189
FNK-36-94-RTK-42	42" High, Frankie Communal Table - Racetrack Top	189
FNK-36-94-RTR-30	30" High, Frankie Communal Table - 5" Radius Rectangular Top	186
FNK-36-94-RTR-36	36" High, Frankie Communal Table - Radius Rectangular Top	188
FNK-36-94-RTR-42	42" High, Frankie Communal Table - Radius Rectangular Top	188
JE-24-24-RD-30	30" High, Round Jerome Table	144
JE-24-24-RD-36	36" High, Round Jerome Table	144
JE-24-24-RD-36-FR	36" High, Round Jerome Table With Foot Ring	144
JE-24-24-RD-42	42" High, Round Jerome Table	144
JE-24-24-RD-42-FR	42" High, Round Jerome Table With Foot Ring	145
JE-24-24-SQ-30	30" High, Square Jerome Table	146
JE-24-24-SQ-36	36" High, Square Jerome Table	146
JE-24-24-SQ-36-FR	36" High, Square Jerome Table With Foot Ring	146
JE-24-24-SQ-42	42" High, Square Jerome Table	146
JE-24-24-SQ-42-FR	42" High, Square Jerome Table With Foot Ring	146
JE-24-30-RT-30	30" High, Rectangular Jerome Table	147
JE-24-30-RT-36	36" High, Rectangular Jerome Table	147
JE-24-30-RT-36-FR	36" High, Rectangular Jerome Table With Foot Ring	147
JE-24-30-RT-42	42" High, Rectangular Jerome Table	147
JE-24-30-RT-42-FR	42" High, Rectangular Jerome Table With Foot Ring	147
JE-24-36-RT-30	30" High, Rectangular Jerome Table	147
JE-24-36-RT-36	36" High, Rectangular Jerome Table	147
JE-24-36-RT-36-FR	36" High, Rectangular Jerome Table With Foot Ring	147
JE-24-36-RT-42	42" High, Rectangular Jerome Table	147
JE-24-36-RT-42-FR	42" High, Rectangular Jerome Table With Foot Ring	147
JE-24-42-RT-30	30" High, Rectangular Jerome Table With T-Legs	148
JE-24-42-RT-36	36" High, Rectangular Jerome Table With T-Legs	148
JE-24-42-RT-42	42" High, Rectangular Jerome Table With T-Legs	148
JE-24-48-RT-30	30" High, Rectangular Jerome Table With T-Legs	148
JE-24-48-RT-36	36" High, Rectangular Jerome Table With T-Legs	148

Model	Description	Page
JE-24-48-RT-42	42" High, Rectangular Jerome Table With T-Legs	148
JE-24-60-RT-30	30" High, Rectangular Jerome Table With T-Legs	148
JE-24-72-RT-30	30" High, Rectangular Jerome Table With T-Legs	148
JE-30-30-RD-30	30" High, Round Jerome Table	144
JE-30-30-RD-36	36" High, Round Jerome Table	144
JE-30-30-RD-36-FR	36" High, Round Jerome Table With Foot Ring	144
JE-30-30-RD-42	42" High, Round Jerome Table	144
JE-30-30-RD-42-FR	42" High, Round Jerome Table With Foot Ring	145
JE-30-30-SQ-30	30" High, Square Jerome Table	146
JE-30-30-SQ-36	36" High, Square Jerome Table	146
JE-30-30-SQ-36-FR	36" High, Square Jerome Table With Foot Ring	146
JE-30-30-SQ-42	42" High, Square Jerome Table	146
JE-30-30-SQ-42-FR	42" High, Square Jerome Table With Foot Ring	146
JE-30-60-RT-30	30" High, Rectangular Jerome Table With T-Legs	148
JE-30-72-RT-30	30" High, Rectangular Jerome Table With T-Legs	148
JE-36-36-RD-30	30" High, Round Jerome Table	144
JE-36-36-RD-36	36" High, Round Jerome Table	144
JE-36-36-RD-36-FR	36" High, Round Jerome Table With Foot Ring	144
JE-36-36-RD-42	42" High, Round Jerome Table	144
JE-36-36-RD-42-FR	42" High, Round Jerome Table With Foot Ring	145
JE-36-36-SQ-30	30" High, Square Jerome Table	146
JE-36-36-SQ-36	36" High, Square Jerome Table	146
JE-36-36-SQ-36-FR	36" High, Square Jerome Table With Foot Ring	146
JE-36-36-SQ-42	42" High, Square Jerome Table	146
JE-36-36-SQ-42-FR	42" High, Square Jerome Table With Foot Ring	146
JE-36-42-RT-30	30" High, Rectangular Jerome Table With Double T-Legs	149
JE-36-42-RT-36	36" High, Rectangular Jerome Table With Double T-Legs	149
JE-36-42-RT-42	42" High, Rectangular Jerome Table With Double T-Legs	149
JE-36-60-RT-30	30" High, Rectangular Jerome Table With Double T-Legs	149
JE-36-72-RT-30	30" High, Rectangular Jerome Table With Double T-Legs	149
JE-42-42-RD-30	30" High, Round Jerome Table With Four Columns	145
JE-42-42-RD-36	36" High, Round Jerome Table With Four Columns	145
JE-42-42-RD-42	42" High, Round Jerome Table With Four Columns	145
JE-42-42-SQ-30	30" High, Square Jerome Table With Four Columns	146
JE-42-48-RT-30	30" High, Rectangular Jerome Table With Double T-Legs	149
JE-42-60-RT-30	30" High, Rectangular Jerome Table With Double T-Legs	149
JE-48-48-RD-30	30" High, Round Jerome Table With Four Columns	145
JE-48-48-SQ-30	30" High, Square Jerome Table With Four Columns	146
JE-54-54-RD-30	30" High, Round Jerome Table With Four Columns	145
JE-60-60-RD-30	30" High, Round Jerome Table With Four Columns	145
JE-72-72-RD-30	30" High, Round Jerome Table With Four Columns	145
LEW-430	18" High, Round Lewis Occasional Table	192
LEW-540	18" High, Round Lewis Occasional Table	192
LOU16	20" High, Louie End Table	194
LOU34	16" High, Louie Coffee Table	194
ONE-14-21-RTR-26	26" High, Onesima Personal Laptop Table	198
ONE-24-24-RD-30	30" High, Round Onesima Table	151
ONE-24-24-RD-36	36" High, Round Onesima Table	151
ONE-24-24-RD-42	42" High, Round Onesima Table	151
ONE-24-24-SQR-30	30" High, Square Onesima Table	153
ONE-24-24-SQR-36	36" High, Square Onesima Table	153
ONE-24-24-SQR-42	42" High, Square Onesima Table	153
ONE-24-24-SSQ-30	30" High, Soft Square Onesima Table	152
ONE-24-24-SSQ-36	36" High, Soft Square Onesima Table	152
ONE-24-24-SSQ-42	42" High, Soft Square Onesima Table	152
ONE-24-30-D-30	30" High, Rectangular Onesima Table — D-Shape	154
ONE-24-30-RTR-30	30" High, Rectangular Onesima Table	154
ONE-24-30-RTR-36	36" High, Rectangular Onesima Table	154
ONE-24-30-RTR-42	42" High, Rectangular Onesima Table	154

TABLES INDEX

Model	Description	Page
ONE-24-36-D-30	30" High, Rectangular Onesima Table — D-Shape	154
ONE-24-36-RTR-30	30" High, Rectangular Onesima Table	154
ONE-24-36-RTR-36	36" High, Rectangular Onesima Table	154
ONE-24-36-RTR-42	42" High, Rectangular Onesima Table	154
ONE-30-30-RD-18	18" High, Onesima Coffee Table	196
ONE-30-30-RD-30	30" High, Round Onesima Table	151
ONE-30-30-RD-36	36" High, Round Onesima Table	151
ONE-30-30-RD-42	42" High, Round Onesima Table	151
ONE-30-30-SQR-30	30" High, Square Onesima Table	153
ONE-30-30-SQR-36	36" High, Square Onesima Table	153
ONE-30-30-SQR-42	42" High, Square Onesima Table	153
ONE-30-30-SSQ-30	30" High, Soft Square Onesima Table	152
ONE-30-30-SSQ-36	36" High, Soft Square Onesima Table	152
ONE-30-30-SSQ-42	42" High, Soft Square Onesima Table	152
ONE-30-36-D-30	30" High, Rectangular Onesima Table — D-Shape	154
ONE-30-36-RTR-30	30" High, Rectangular Onesima Table	154
ONE-30-36-RTR-36	36" High, Rectangular Onesima Table	154
ONE-30-36-RTR-42	42" High, Rectangular Onesima Table	154
ONE-30-60-SRT-30	30" High, Rectangular Onesima Table	154
ONE-30-60-SRT-36	36" High, Rectangular Onesima Table with Two Bases	154
ONE-30-60-SRT-42	42" High, Rectangular Onesima Table with Two Bases	154
ONE-36-36-RD-18	18" High, Rectangular Onesima Table	196
ONE-36-36-RD-30	30" High, Round Onesima Table	151
ONE-36-36-RD-36	36" High, Round Onesima Table	151
ONE-36-36-RD-42	42" High, Round Onesima Table	151
ONE-36-36-SQR-30	30" High, Square Onesima Table	153
ONE-36-36-SQR-36	36" High, Square Onesima Table	153
ONE-36-36-SQR-42	42" High, Square Onesima Table	153
ONE-36-36-SSQ-30	30" High, Soft Square Onesima Table	152
ONE-36-36-SSQ-36	36" High, Soft Square Onesima Table	152
ONE-36-36-SSQ-42	42" High, Soft Square Onesima Table	152
ONE-36-72-SRT-30	30" High, Rectangular Onesima Table with Two Bases	154
ONE-36-72-SRT-36	36" High, Rectangular Onesima Table with Two Bases	154
ONE-36-72-SRT-42	42" High, Rectangular Onesima Table with Two Bases	154
ONE-42-42-RD-30	30" High, Round Onesima Table	151
ONE-42-42-RD-36	36" High, Round Onesima Table	151
ONE-42-42-RD-42	42" High, Round Onesima Table	151
ONE-42-42-SQR-30	30" High, Square Onesima Table	153
ONE-42-42-SQR-36	36" High, Square Onesima Table	153
ONE-42-42-SQR-42	42" High, Square Onesima Table	153
ONE-42-42-SSQ-30	30" High, Soft Square Onesima Table	152
ONE-42-42-SSQ-36	36" High, Soft Square Onesima Table	152
ONE-42-42-SSQ-42	42" High, Soft Square Onesima Table	152
ONE-48-48-RD-30	30" High, Round Onesima Table	151
ONE-48-48-RD-36	36" High, Round Onesima Table	151
ONE-48-48-RD-42	42" High, Round Onesima Table	151
ONE-60-60-RD-30	30" High, Round Onesima Table	151
OP30R	Round Opla Outdoor Table	166
OP30S	Square Opla Outdoor Table	166
OR-24-24-RD-30	30" High, Round Orbit Table	118
OR-24-24-RD-36	36" High, Round Orbit Table	118
OR-24-24-RD-36-FR	36" High, Round Orbit Table With Foot Ring	118
OR-24-24-RD-42	42" High, Round Orbit Table	118
OR-24-24-RD-42-FR	42" High, Round Orbit Table With Foot Ring	118
OR-24-24-SQ-30	30" High, Square Orbit Table	119
OR-24-24-SQ-36	36" High, Square Orbit Table	119
OR-24-24-SQ-36-FR	36" High, Square Orbit Table With Foot Ring	119
OR-24-24-SQ-42	42" High, Square Orbit Table	119
OR-24-24-SQ-42-FR	42" High, Square Orbit Table With Foot Ring	119

Model	Description	Page
OR-24-30-RT-30	30" High, Rectangular Orbit Table	120
OR-24-30-RT-36	36" High, Rectangular Orbit Table	120
OR-24-30-RT-36-FR	36" High, Rectangular Orbit Table With Foot Ring	120
OR-24-30-RT-42	42" High, Rectangular Orbit Table	120
OR-24-30-RT-42-FR	42" High, Rectangular Orbit Table With Foot Ring	120
OR-24-36-RT-30	30" High, Rectangular Orbit Table	120
OR-24-36-RT-36	36" High, Rectangular Orbit Table	120
OR-24-36-RT-36-FR	36" High, Rectangular Orbit Table With Foot Ring	120
OR-24-36-RT-42	42" High, Rectangular Orbit Table	120
OR-24-36-RT-42-FR	42" High, Rectangular Orbit Table With Foot Ring	120
OR-24-42-RT-30	30" High, Rectangular Orbit Table	121
OR-24-42-RT-36	36" High, Rectangular Orbit Table	121
OR-24-42-RT-42	42" High, Rectangular Orbit Table	122
OR-24-48-RT-30	30" High, Rectangular Orbit Table With Two Bases	121
OR-24-48-RT-36	36" High, Rectangular Orbit Table With Two Bases	121
OR-24-48-RT-42	42" High, Rectangular Orbit Table With Two Bases	122
OR-24-60-RT-30	30" High, Rectangular Orbit Table With Two Bases	121
OR-24-60-RT-36	36" High, Rectangular Orbit Table With Two Bases	121
OR-24-60-RT-36-FR	36" High, Rectangular Orbit Table With Two Bases and Foot Ring	121
OR-24-60-RT-42	42" High, Rectangular Orbit Table With Two Bases	122
OR-24-60-RT-42-FR	42" High, Rectangular Orbit Table With Two Bases and Foot Ring	122
OR-24-72-RT-30	30" High, Rectangular Orbit Table With Two Bases	121
OR-24-72-RT-36	36" High, Rectangular Orbit Table With Two Bases	121
OR-24-72-RT-36-FR	36" High, Rectangular Orbit Table With Two Bases and Foot Ring	121
OR-24-72-RT-42	42" High, Rectangular Orbit Table With Two Bases	122
OR-24-72-RT-42-FR	42" High, Rectangular Orbit Table With Two Bases and Foot Ring	122
OR-30-30-RD-30	30" High, Round Orbit Table	118
OR-30-30-RD-36	36" High, Round Orbit Table	118
OR-30-30-RD-36-FR	36" High, Round Orbit Table With Foot Ring	118
OR-30-30-RD-42	42" High, Round Orbit Table	118
OR-30-30-RD-42-FR	42" High, Round Orbit Table With Foot Ring	118
OR-30-30-SQ-30	30" High, Square Orbit Table	119
OR-30-30-SQ-36	36" High, Square Orbit Table	119
OR-30-30-SQ-36-FR	36" High, Square Orbit Table With Foot Ring	119
OR-30-30-SQ-42	42" High, Square Orbit Table	119
OR-30-30-SQ-42-FR	42" High, Square Orbit Table With Foot Ring	119
OR-30-36-RT-30	30" High, Rectangular Orbit Table With Two Bases	120
OR-30-36-RT-36	36" High, Rectangular Orbit Table With Two Bases	120
OR-30-36-RT-42	42" High, Rectangular Orbit Table With Two Bases	120
OR-30-42-RT-30	30" High, Rectangular Orbit Table With Two Bases	121
OR-30-42-RT-36	36" High, Rectangular Orbit Table With Two Bases	121
OR-30-42-RT-42	42" High, Rectangular Orbit Table With Two Bases	122
OR-30-48-RT-30	30" High, Rectangular Orbit Table With Two Bases	121
OR-30-48-RT-36	36" High, Rectangular Orbit Table With Two Bases	121
OR-30-48-RT-42	42" High, Rectangular Orbit Table With Two Bases	122
OR-30-60-RT-30	30" High, Rectangular Orbit Table With Two Bases	121
OR-30-60-RT-36	36" High, Rectangular Orbit Table With Two Bases	121
OR-30-60-RT-36-FR	36" High, Rectangular Orbit Table With Two Bases and Foot Ring	121
OR-30-60-RT-42	42" High, Rectangular Orbit Table With Two Bases	122
OR-30-60-RT-42-FR	42" High, Rectangular Orbit Table With Two Bases and Foot Ring	122
OR-30-72-RT-30	30" High, Rectangular Orbit Table With Two Bases	121
OR-30-72-RT-36	36" High, Rectangular Orbit Table With Two Bases	121
OR-30-72-RT-36-FR	36" High, Rectangular Orbit Table With Two Bases and Foot Ring	121
OR-30-72-RT-42	42" High, Rectangular Orbit Table With Two Bases	122
OR-30-72-RT-42-FR	42" High, Rectangular Orbit Table With Two Bases and Foot Ring	122
OR-36-36-RD-30	30" High, Round Orbit Table	118
OR-36-36-RD-36	36" High, Round Orbit Table	118
OR-36-36-RD-36-FR	36" High, Round Orbit Table With Foot Ring	118
OR-36-36-RD-42	42" High, Round Orbit Table	118

TABLES INDEX

Model	Description	Page
OR-36-36-RD-42-FR	42" High, Round Orbit Table With Foot Ring	118
OR-36-36-SQ-30	30" High, Square Orbit Table	119
OR-36-36-SQ-36	36" High, Square Orbit Table	119
OR-36-36-SQ-36-FR	36" High, Square Orbit Table With Foot Ring	119
OR-36-36-SQ-42	42" High, Square Orbit Table	119
OR-36-36-SQ-42-FR	42" High, Square Orbit Table With Foot Ring	119
OR-36-60-RT-30	30" High, Rectangular Orbit Table With Two Bases	121
OR-36-60-RT-36	36" High, Rectangular Orbit Table With Two Bases	121
OR-36-60-RT-36-FR	36" High, Rectangular Orbit Table With Two Bases and Foot Ring	121
OR-36-60-RT-42	42" High, Rectangular Orbit Table With Two Bases	122
OR-36-60-RT-42-FR	42" High, Rectangular Orbit Table With Two Bases and Foot Ring	122
OR-36-72-RT-30	30" High, Rectangular Orbit Table With Two Bases	121
OR-36-72-RT-36	36" High, Rectangular Orbit Table With Two Bases	121
OR-36-72-RT-36-FR	36" High, Rectangular Orbit Table With Two Bases and Foot Ring	121
OR-36-72-RT-42	42" High, Rectangular Orbit Table With Two Bases	122
OR-36-72-RT-42-FR	42" High, Rectangular Orbit Table With Two Bases and Foot Ring	122
OR-42-42-RD-30	30" High, Round Orbit Table	118
OR-42-42-RD-36	36" High, Round Orbit Table	118
OR-42-42-RD-36-FR	36" High, Round Orbit Table With Foot Ring	118
OR-42-42-RD-42	42" High, Round Orbit Table	118
OR-42-42-RD-42-FR	42" High, Round Orbit Table With Foot Ring	118
OR-42-42-SQ-30	30" High, Square Orbit Table	119
OR-42-42-SQ-36	36" High, Square Orbit Table	119
OR-42-42-SQ-36-FR	36" High, Square Orbit Table With Foot Ring	119
OR-42-42-SQ-42	42" High, Square Orbit Table	119
OR-42-42-SQ-42-FR	42" High, Square Orbit Table With Foot Ring	119
OR-48-48-RD-30	30" High, Round Orbit Table	118
OR-48-48-RD-36	36" High, Round Orbit Table	118
OR-48-48-RD-36-FR	36" High, Round Orbit Table With Foot Ring	118
OR-48-48-RD-42	42" High, Round Orbit Table	118
OR-48-48-RD-42-FR	42" High, Round Orbit Table With Foot Ring	118
RAM-24-24-RD-30	30" High, Round Rambo Table	156
RAM-24-24-RD-36	36" High, Round Rambo Table	156
RAM-24-24-RD-36-FR	36" High, Round Rambo Table With Foot Ring	156
RAM-24-24-RD-42	42" High, Round Rambo Table	156
RAM-24-24-RD-42-FR	42" High, Round Rambo Table With Foot Ring	156
RAM-24-24-SQ-30	30" High, Square Rambo Table	157
RAM-24-24-SQ-36	36" High, Square Rambo Table	157
RAM-24-24-SQ-36-FR	36" High, Square Rambo Table With Foot Ring	157
RAM-24-24-SQ-42	42" High, Square Rambo Table	157
RAM-24-24-SQ-42-FR	42" High, Square Rambo Table With Foot Ring	157
RAM-24-30-RT-30	30" High, Rectangular Rambo Table	158
RAM-24-30-RT-36	36" High, Rectangular Rambo Table	158
RAM-24-30-RT-36-FR	36" High, Rectangular Rambo Table With Foot Ring	158
RAM-24-30-RT-42	42" High, Rectangular Rambo Table	158
RAM-24-30-RT-42-FR	42" High, Rectangular Rambo Table With Foot Ring	158
RAM-24-36-RT-30	30" High, Rectangular Rambo Table	158
RAM-24-36-RT-36	36" High, Rectangular Rambo Table	158
RAM-24-36-RT-36-FR	36" High, Rectangular Rambo Table With Foot Ring	158
RAM-24-36-RT-42	42" High, Rectangular Rambo Table	158
RAM-24-36-RT-42-FR	42" High, Rectangular Rambo Table With Foot Ring	158
RAM-30-30-RD-30	30" High, Round Rambo Table	156
RAM-30-30-RD-36	36" High, Round Rambo Table	156
RAM-30-30-RD-36-FR	36" High, Round Rambo Table With Foot Ring	156
RAM-30-30-RD-42	42" High, Round Rambo Table	156
RAM-30-30-RD-42-FR	42" High, Round Rambo Table With Foot Ring	156
RAM-30-30-SQ-30	30" High, Square Rambo Table	157
RAM-30-30-SQ-36	36" High, Square Rambo Table	157
RAM-30-30-SQ-36-FR	36" High, Square Rambo Table With Foot Ring	157

Model	Description	Page
RAM-30-30-SQ-42	42" High, Square Rambo Table	157
RAM-30-30-SQ-42-FR	42" High, Square Rambo Table With Foot Ring	157
RAM-30-36-RT-30	30" High, Rectangular Rambo Table	158
RAM-30-36-RT-36	36" High, Rectangular Rambo Table	158
RAM-30-36-RT-36-FR	36" High, Rectangular Rambo Table With Foot Ring	158
RAM-30-36-RT-42	42" High, Rectangular Rambo Table	158
RAM-30-36-RT-42-FR	42" High, Rectangular Rambo Table With Foot Ring	158
RAM-30-42-RT-30	30" High, Rectangular Rambo Table	159
RAM-30-42-RT-36	36" High, Rectangular Rambo Table	159
RAM-30-42-RT-42	42" High, Rectangular Rambo Table	159
RAM-30-60-RT-30	30" High, Rectangular Rambo Table Two Square Bases	160
RAM-30-60-RT-36	36" High, Rectangular Rambo Table Two Square Bases	160
RAM-30-60-RT-36-FR	36" High, Rectangular Rambo Table Two Square Bases With Foot Ring	160
RAM-30-60-RT-42	42" High, Rectangular Rambo Table Two Square Bases	160
RAM-30-60-RT-42-FR	42" High, Rectangular Rambo Table Two Bases With Foot Ring	160
RAM-30-72-RT-30	30" High, Rectangular Rambo Table Two Square Bases	160
RAM-30-72-RT-36	36" High, Rectangular Rambo Table Two Square Bases	160
RAM-30-72-RT-36-FR	36" High, Rectangular Rambo Table Two Square Bases With Foot Ring	160
RAM-30-72-RT-42	42" High, Rectangular Rambo Table Two Square Bases	160
RAM-30-72-RT-42-FR	42" High, Rectangular Rambo Table Two Bases With Foot Ring	160
RAM-36-36-RD-30	30" High, Round Rambo Table	156
RAM-36-36-RD-36	36" High, Round Rambo Table	156
RAM-36-36-RD-36-FR	36" High, Round Rambo Table With Foot Ring	156
RAM-36-36-RD-42	42" High, Round Rambo Table	156
RAM-36-36-RD-42-FR	42" High, Round Rambo Table With Foot Ring	156
RAM-36-36-SQ-30	30" High, Square Rambo Table	157
RAM-36-36-SQ-36	36" High, Square Rambo Table	157
RAM-36-36-SQ-36-FR	36" High, Square Rambo Table With Foot Ring	157
RAM-36-36-SQ-42	42" High, Square Rambo Table	157
RAM-36-36-SQ-42-FR	42" High, Square Rambo Table With Foot Ring	157
RAM-36-42-RT-30	30" High, Rectangular Rambo Table	159
RAM-36-42-RT-36	36" High, Rectangular Rambo Table	159
RAM-36-42-RT-42	42" High, Rectangular Rambo Table	159
RAM-36-48-RT-30	30" High, Rectangular Rambo Table	159
RAM-36-48-RT-36	36" High, Rectangular Rambo Table	159
RAM-36-48-RT-42	42" High, Rectangular Rambo Table	159
RAM-36-60-RT-30	30" High, Rectangular Rambo Table Two Square Bases	160
RAM-36-60-RT-36	36" High, Rectangular Rambo Table Two Square Bases	160
RAM-36-60-RT-36-FR	36" High, Rectangular Rambo Table Two Square Bases With Foot Ring	160
RAM-36-60-RT-42	42" High, Rectangular Rambo Table Two Square Bases	160
RAM-36-60-RT-42-FR	42" High, Rectangular Rambo Table Two Bases With Foot Ring	160
RAM-36-72-RT-30	30" High, Rectangular Rambo Table Two Square Bases	160
RAM-36-72-RT-36	36" High, Rectangular Rambo Table Two Square Bases	160
RAM-36-72-RT-36-FR	36" High, Rectangular Rambo Table Two Square Bases With Foot Ring	160
RAM-36-72-RT-42	42" High, Rectangular Rambo Table Two Square Bases	160
RAM-36-72-RT-42-FR	42" High, Rectangular Rambo Table Two Bases With Foot Ring	160
ROY-22-22-RT-18	18" High, Square Roy Occasional Table	200
ROY-24-48-RT-15	15" High, Rectangular Roy Occasional Table	200
ROY-36-36-RT-15	15" High, Square Roy Occasional Table	200
SP-24-24-RD-30	30" High, Round Spartan Table	124
SP-24-24-RD-36	36" High, Round Spartan Table	124
SP-24-24-RD-36-FR	36" High, Round Spartan Table With Foot Ring	124
SP-24-24-RD-42	42" High, Round Spartan Table	124
SP-24-24-RD-42-FR	42" High, Round Spartan Table With Foot Ring	124
SP-24-24-SQ-30	30" High, Square Spartan Table	125
SP-24-24-SQ-36	36" High, Square Spartan Table	125
SP-24-24-SQ-36-FR	36" High, Square Spartan Table With Foot Ring	125
SP-24-24-SQ-42	42" High, Square Spartan Table	125
SP-24-24-SQ-42-FR	42" High, Square Spartan Table With Foot Ring	125

TABLES INDEX

Model	Description	Page
SP-24-30-RT-30	30" High, Rectangular Spartan Table	126
SP-24-30-RT-36	36" High, Rectangular Spartan Table	126
SP-24-30-RT-36-FR	36" High, Rectangular Spartan Table With Foot Ring	126
SP-24-30-RT-42	42" High, Rectangular Spartan Table	126
SP-24-30-RT-42-FR	42" High, Rectangular Spartan Table With Foot Ring	126
SP-24-36-RT-30	30" High, Rectangular Spartan Table	126
SP-24-36-RT-36	36" High, Rectangular Spartan Table	126
SP-24-36-RT-36-FR	36" High, Rectangular Spartan Table With Foot Ring	126
SP-24-36-RT-42	42" High, Rectangular Spartan Table	126
SP-24-36-RT-42-FR	42" High, Rectangular Spartan Table With Foot Ring	126
SP-24-42-RT-30	30" High, Rectangular Spartan Table	126
SP-24-42-RT-36	36" High, Rectangular Spartan Table	126
SP-24-42-RT-36-FR	36" High, Rectangular Spartan Table With Foot Ring	126
SP-24-42-RT-42	42" High, Rectangular Spartan Table	126
SP-24-42-RT-42-FR	42" High, Rectangular Spartan Table With Foot Ring	126
SP-24-48-RT-30	30" High, Rectangular Spartan Table With T-Bases	127
SP-24-48-RT-36	36" High, Rectangular Spartan Table With T-Bases	127
SP-24-48-RT-42	42" High, Rectangular Spartan Table With T-Bases	127
SP-24-60-RT-30	30" High, Rectangular Spartan Table With T-Bases	127
SP-24-60-RT-36	36" High, Rectangular Spartan Table With T-Bases	127
SP-24-60-RT-42	42" High, Rectangular Spartan Table With T-Bases	127
SP-24-72-RT-30	30" High, Rectangular Spartan Table With T-Bases	127
SP-24-72-RT-36	36" High, Rectangular Spartan Table With T-Bases	127
SP-24-72-RT-42	42" High, Rectangular Spartan Table With T-Bases	127
SP-30-30-RD-30	30" High, Round Spartan Table	124
SP-30-30-RD-36	36" High, Round Spartan Table	124
SP-30-30-RD-36-FR	36" High, Round Spartan Table With Foot Ring	124
SP-30-30-RD-42	42" High, Round Spartan Table	124
SP-30-30-RD-42-FR	42" High, Round Spartan Table With Foot Ring	124
SP-30-30-SQ-30	30" High, Square Spartan Table	125
SP-30-30-SQ-36	36" High, Square Spartan Table	125
SP-30-30-SQ-36-FR	36" High, Square Spartan Table With Foot Ring	125
SP-30-30-SQ-42	42" High, Square Spartan Table	125
SP-30-30-SQ-42-FR	42" High, Square Spartan Table With Foot Ring	125
SP-30-36-RT-30	30" High, Rectangular Spartan Table	126
SP-30-36-RT-36	36" High, Rectangular Spartan Table	126
SP-30-36-RT-36-FR	36" High, Rectangular Spartan Table With Foot Ring	126
SP-30-36-RT-42	42" High, Rectangular Spartan Table	126
SP-30-36-RT-42-FR	42" High, Rectangular Spartan Table With Foot Ring	126
SP-30-42-SQRD-30	30" High, Square-to-Round Spartan Table	129
SP-30-48-RT-30	30" High, Rectangular Spartan Table With T-Bases	127
SP-30-48-RT-36	36" High, Rectangular Spartan Table With T-Bases	127
SP-30-48-RT-42	42" High, Rectangular Spartan Table With T-Bases	127
SP-30-60-RT-30	30" High, Rectangular Spartan Table With T-Bases	127
SP-30-60-RT-36	36" High, Rectangular Spartan Table With T-Bases	127
SP-30-60-RT-42	42" High, Rectangular Spartan Table With T-Bases	127
SP-30-72-RT-30	30" High, Rectangular Spartan Table With T-Bases	127
SP-30-72-RT-36	36" High, Rectangular Spartan Table With T-Bases	127
SP-30-72-RT-42	42" High, Rectangular Spartan Table With T-Bases	127
SP-36-36-RD-30	30" High, Round Spartan Table	124
SP-36-36-RD-36	36" High, Round Spartan Table	124
SP-36-36-RD-36-FR	36" High, Round Spartan Table With Foot Ring	124
SP-36-36-RD-42	42" High, Round Spartan Table	124
SP-36-36-RD-42-FR	42" High, Round Spartan Table With Foot Ring	124
SP-36-36-SQ-30	30" High, Square Spartan Table	125
SP-36-36-SQ-36	36" High, Square Spartan Table	125
SP-36-36-SQ-36-FR	36" High, Square Spartan Table With Foot Ring	125
SP-36-36-SQ-42	42" High, Square Spartan Table	125
SP-36-36-SQ-42-FR	42" High, Square Spartan Table With Foot Ring	125

<u>Model</u>	<u>Description</u>	<u>Page</u>
SP-36-51-SQRD-30	30" High, Square-to-Round Spartan Table	129
SP-36-60-RT-30	30" High, Rectangular Spartan Table With Two X-Bases	128
SP-36-60-RT-36	36" High, Rectangular Spartan Table With Two X-Bases	128
SP-36-60-RT-36-FR	36" High, Rectangular Spartan Table With Two X-Bases With Foot Rings	128
SP-36-60-RT-42	42" High, Rectangular Spartan Table With Two X-Bases	128
SP-36-60-RT-42-FR	42" High, Rectangular Spartan Table With Two X-Bases With Foot Rings	128
SP-36-72-RT-30	30" High, Rectangular Spartan Table With Two X-Bases	128
SP-36-72-RT-36	36" High, Rectangular Spartan Table With Two X-Bases	128
SP-36-72-RT-36-FR	36" High, Rectangular Spartan Table With Two X-Bases With Foot Rings	128
SP-36-72-RT-42	42" High, Rectangular Spartan Table With Two X-Bases	128
SP-36-72-RT-42-FR	42" High, Rectangular Spartan Table With Two X-Bases With Foot Rings	128
SP-42-42-RD-30	30" High, Round Spartan Table With T-Bases	124
SP-42-42-SQ-30	30" High, Square Spartan Table With T-Bases	125

**GRAND RAPIDS
CHAIR CO**

MAIN LOCATION
1250 84th Street SW
Grand Rapids, Michigan 49315

CONTACT US:
CUSTOMERCARE@GRANDRAPIDSCHAIR.COM

T 616 774 0561
GRANDRAPIDSCHAIR.COM