

GRAND RAPIDS
CHAIR CO

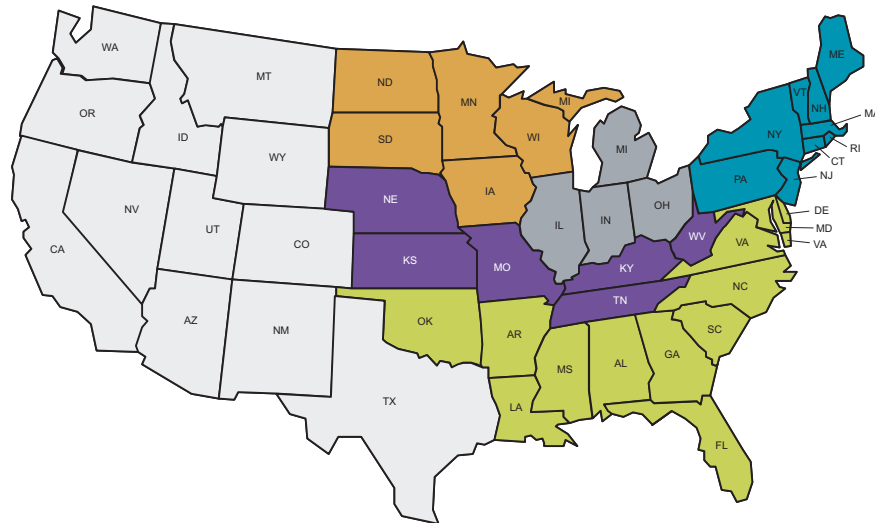
Price List

2024



Effective 4/1/2024

FREIGHT CHARGES BY STATE



Freight Multiplier by State
Minimum freight charges apply, please contact your account manager for details.

Freight Zone	1	2	3	4	5	6
Freight Multiplier by Zone	8.25%	7.75%	6.5%	6%	5%	3%
Minimum Freight Charge by Zone	\$350	\$300	\$300	\$300	\$300	\$180

OUR FREIGHT POLICY

Grand Rapids Chair will coordinate freight and apply freight charges based on the zones listed in the freight map. Freight charges are calculated as a percentage of total List Price (not net). If your order exceeds \$15,000 List Price, please contact customer service for a quote, as the map may not apply for larger orders. Minimum freight charges vary based on location, see explanation below.

Should the purchaser choose to provide their own transportation, a \$100 net per order handling fee will be applied. The purchase order must clearly state **THIRD PARTY with contact information**. Grand Rapids Chair will notify the customer when product is ready for pick up and the customer is required to arrange for pick up within 2 days. Failure to pick up goods within 2 days will result in additional daily warehousing fees.

HOW TO CALCULATE FREIGHT

Take your total List Price and multiply by the Freight Multiplier by the Zone the product is shipping into. This will give you the freight charge for your order. If this calculated rate does not meet the Minimum Freight Charge (shown above), charges will be applied. Please defer to Minimum Freight Multiplier by Zone for your freight charge.

For example, if a customer orders one chair and the List Price is \$400 and the product is shipping to Michigan, the calculated rate using the chart would be $(\$400 * 3\% \text{ or } 400 * .03)$. This equals \$12, which is below the minimum charge of \$180. The minimum charge of \$180 would then be added to the total order.

EXCEPTIONS & ASSISTANCE

For assistance or to submit a request for quote, please call 616.774.0561 or contact your account manager. The freight map calculator does not apply to communal-style tables and benches. These products include the Dylan Communal Tables and Dylan Benches. For these products, please call for freight quote.

ADDITIONAL SHIPPING SERVICES & CHARGES

Additional shipping services must be quoted by customer service in addition to standard freight charges. Any services added after the shipment leaves our dock will also be subject to additional fees. Some charges include:

- Blanket wrapping
- Cross border fee (into Canada, Mexico)
- Lift gate charge
- Limited access
- Residential delivery

HIGH COST DELIVERY MARKETS AND SURROUNDING AREAS RFQ (REQUEST FOR QUOTE)

- Boston, MA
- Brookline, MA
- Chicago, IL
- Houston, TX
- Los Angeles, CA
- New York City, NY
- Philadelphia, PA
- San Francisco, CA
- Seattle, WA
- Washington, D.C.
- Mexico
- Hawaii
- Alaska

Freight Map	Inside Front Cover
About the Company	3
How to Order	4
Delivery & Freight	5
Upholstery Information	6
Wood Finishes	7
Outdoor Finishes	8
Metal Finishes	9
Standard Ton Fabrics	10
Seating: Personalization Options	11-12

SEATING

Wood

Andy Lounge	14-15
Bentwood Classics	16-19
Brooke	20-22
Dylan Bench	23-25
Hugh	26-27
Leaf	28-29
Merano	30-31
Sigsbee	32-33
Wood Melissa	34-37

Steel

Alfred	39-40
Ava	41-42
Bowen Outdoor Bench	43-44
Brady	45-46
Felix	47-49
Felix Jr.	50-52
Ferdinand	53-54
Full Hurdle	55-56
Harper	57-62
Hula Outdoor	63-64
Hurdle	65-66
Ladder Back	67-68
Leo	69-70
Mama Melissa	71-74
Melissa Anne	75-78
Mia	79-80
Opla Outdoor	81-83
Reece	84-87
Rita Lounge	88-89
Sadie II	90-91
Sadie II Outdoor	92-93
Sally	94-97
Sherman	98-99
Sir Burlly	100-101

Aluminum

Atlantis	103-106
Siren	107-110

TABLE OF CONTENTS

TABLES	
Tables Information	112-113
Tables: Accessories & Options	114
Table Edges	115
Pedestal Tables – Cast Iron Base	
Orbit	117-122
Spartan	123-129
Pedestal Tables – Steel Base	
Bowen	131-132
Brady Pedestal	133-136
Cassandra	137-142
Jerome	143-149
Onesima	150-154
Rambo	155-160
Post Leg Tables	
Core-Drilled/Bolt-Down	162-164
Opla Outdoor	165-166
Cantilever Table	
Cantilever	168-169
Communal Tables	
Andrea	171-172
Andy	173-174
Bowen	175-176
Brady	177-178
Dylan	179-184
Frankie	185-189
Occasional Tables	
Lewis	191-192
Louie	193-194
Onesima Coffee	195-196
Onesima Personal Laptop	197-198
Roy	199-200
ADDITIONAL INFORMATION	
Care & Maintenance	201
Seating Planner	202
Terms & Conditions	203-207
Warranty	208-212
Seating Index	213-216
Tables Index	217-229

YOUR COMMERCIAL FURNITURE PARTNER

Grand Rapids Chair is an American furniture manufacturer dedicated to creating high-quality, design-forward seating and tables for commercial spaces. From restaurants and hospitality spaces to education and hospital cafeterias, campus gathering places, and today's open offices, our furniture is designed to nourish connection and creativity for spaces that bring people together.

We are a second-generation family business that started in Grand Rapids, Michigan, and still call West Michigan home today. Currently, more than 150 employees work in our 147,000 square feet manufacturing facility, dedicated to delivering friendly service and fast lead-times.

OPERATIONALLY EXCELLENT

Our approach to creating quality and durable commercial furniture is unique; we are operationally excellent. Meaning, we balance cost, service requirements, and quality to meet the needs of each customer. In other words, it's not a one-size-fit all approach.

We also balance hand-crafted quality and aesthetics with fully automated machinery and processes. From working with designers on a custom product to producing large volumes with short lead times—our unique approach allows us to do both, and to do both well.

DURABLE & QUALITY

We specialize in durable and quality products designed for high-traffic spaces. While many commercial furniture companies are racing overseas for products, we choose to build our products in Michigan, using high quality, local materials along with American engineering and manufacturing techniques. Products are tested to meet or exceed BIFMA standards and offer our Grand Rapids Chair warranty as outlined below:

- Chairs and Tables: One year free from defects and workmanship; 10 years structural integrity
- Outdoor Chairs and Tables: One year free from defects and workmanship; 3 years structural integrity
- Fabric: Subject to the warranty of the textile company
- Laminate Tables: Subject to the warranty of the laminate company

SALES & CUSTOMER SERVICE

Grand Rapids Chair Company

1250 84th Street SW

Byron Center, MI 49315

Phone: 616.774.0561

Website: www.grandrapidschair.com

For General Sales Inquiries, please contact orderentry@grandrapidschair.com

For literature and finish samples, please email literature@grandrapidschair.com

HOW TO ORDER

All orders must be submitted in writing and are subject to acceptance by Grand Rapids Chair Company. Orders cannot be processed until they contain all information required for production. Once all information is received and the order is approved, it will be scheduled into production.

It is the customer's responsibility to check the accuracy of each and every order acknowledgment sent by the factory. We will, of course, make every effort to find inadvertent errors, but will execute the order as approved and cannot accept responsibility for errors made on the customer's part.

Please note that all orders will be acknowledged with estimated lead times. Lead time begins once the order, along with custom stain matches and custom engineering prints have been approved, and C.O.M. fabric is received.

PLEASE SEND ORDERS TO:

Grand Rapids Chair Company

Phone: 616.774.0561

E-mail: orderentry@grandrapidschair.com

NEW ACCOUNTS

To expedite the credit approval process, please fill out a credit application that can be furnished to you by calling the sales office at 616.774.0561 or by email at arcashreceipts@grandrapidschair.com. Allow thirty (30) days to process a credit application.

CREDIT CARDS

We accept Visa, Master Card, Discover, and American Express. Additional charges may apply.

MINIMUM ORDERS

For orders less than \$250.00 net, a setup/handling fee of \$50.00 will be charged.

CANCELLATIONS/CHANGES

All orders are considered firm. Any cancellation or change is subject to our approval, and will result in an order cancellation fee including all applicable costs plus a reasonable profit of 10%.

RETURNS

Merchandise cannot be returned for credit without an approved return material authorization. The nature of our customized products inhibits most return requests, but for those items that can be returned, a restocking fee of 15% will be assessed for all items.

MATCHING GOODS

In the event a customer would like to match a previous order to a new order, the customer must send a physical sample to their Account Manager. Due to continual engineering improvements and modifications, we cannot guarantee each good will be an exact match to their previous order. In the event that we cannot offer a matching good, a suitable alternative (comparable in design, style, and durability) will be offered to the customer. The information contained in this price list was correct at the time of publishing. Grand Rapids Chair Company reserves the right to make changes in design and construction or discontinue products without prior notification.

A NOTE ABOUT PRICING

Please note, pricing is stated per each unit throughout the Price List. Some of our seating products ship with multiple units per carton and this is noted in the Price List.

DELIVERY

Orders will be shipped with normal shipping times. Special requests will be honored if possible. Once production has begun, orders cannot be held for extended delivery. It is the customer's responsibility to accept and store the furniture if there is an installation delay. Grand Rapids Chair Company will not be responsible or liable to purchaser for damages whether incidental, consequential, or otherwise for failure to fill orders, delays in delivery, or any error in filling the order.

FREIGHT

Risk of loss shall pass to the seller upon delivery of goods to a carrier. Grand Rapids Chair Company is not responsible for damage or delays in transit. It is the customer's responsibility to inspect product upon delivery for possible freight damage. It is also the responsibility of the customer to file freight claims for any damaged goods. Claims should be filed with the common carrier immediately upon discovery of such damage. Visible freight damage should be noted on the freight bill prior to taking receipt of the orders. Concealed damage claims must be filed within 5 days of receipt of shipment. C.O.D. shipments are subject to the freight carrier's fees for C.O.D. shipments.

FREIGHT CLASSIFICATIONS

Our products are shipped using the NMFC #80580 and classified by density per the general guidelines noted below:

Category	Freight Classifications
Assembled Wood Chairs	Class #250
Aluminum Chairs	Class #300
Steel Chairs	Class #250
Counter Seats	Class #250
Tables and Bases	Class #70

Freight quotes are valid for 30 days and are subject to change prior to shipment.

HOLDING ORDERS

Grand Rapids Chair is a manufacturing facility, with limited storage space. If the customer requests to change the originally scheduled ship date, the customer will be responsible for applicable storage fees for partially produced and fully finished goods. Grand Rapids Chair will hold an order at no charge for a maximum of 14 calendar days. Any order held more than 14 days after the original ship date will be subject to a charge of \$20 per pallet/day.

UPHOLSTERY INFORMATION

UPHOLSTERY

Prices are based on a solid color 54" wide upholstery. Any upholstery with 3" or greater repeat, length or width, which requires pattern matching, add 10% to overall list price. Thread color will be chosen by factory to match the upholstery as closely as possible, unless otherwise specified.

GRADED-IN PRICING

We have partnered with some of the best fabric partners to offer you easy access and pricing of high-performance textiles. Visit our website at grandrapidschair.com to see our fabric partners and graded-in pricing program.

CUSTOMER'S OWN MATERIAL (C.O.M.) AND CUSTOMER'S OWN LEATHER (C.O.L.)

Please consult the factory prior to placing your C.O.M. or C.O.L. order. We may be able to supply materials at a lower cost due to our volume discounts with the textile mills. All C.O.M. materials should be sent in rolls only, folding can cause adverse and irreversible deformations to some materials, especially leather.

FABRIC APPROVAL PROCESS:

Fabrics for Harper and Full Hurdle must be tested and approved by Grand Rapids Chair prior to production to ensure it meets our high standards for quality. There is no charge for the fabric testing process. A sample swatch must be supplied with the order along with the name of the supplying textile company and a description of the material (pattern name, color and any accompanying numerical description). We cannot accept responsibility for costs incurred for replacement material if the mill sends the incorrect fabric.

FOR FABRIC APPROVAL, SEND TO:

Grand Rapids Chair Co
c/o Fabric Approval & Account Management Team
Attn: COM Testing Department
1250 84th Street SW
Byron Center, MI 49315
please tag with your purchase order/project ID

All C.O.M. yardage requirements in this price lists are based on 54" wide roll. Yardage is approximate. Add 10% to the yardage requirements if striped or patterned materials are specified, if pattern requires matching, or if width of material is less than 54" wide. For striped, patterned or unique designs, directions on upholstery application must be provided. If no directions are stated on the order or in a subsequent "confirmed and acknowledged" document, we will upholster the product in what we deem to be the most appropriate manner. We assume no responsibility thereafter.

Grand Rapids Chair Company assumes no liability as to the flame retardant qualities of a C.O.M.

For orders with C.O.L., add 10% to the list price of C.O.M. in our price list. We also advise adding 25% to the yardage requirements if specifying leather. Irregularities in grain, natural marks or variations in color are to be expected and are normal characteristics of natural luxurious leather, making each piece unique.

Acknowledged ship dates are dependent on time receipt of COM or COL. To hold an acknowledged ship date, we must receive the COM/COL within 3 weeks of the scheduled ship date. Delays in receiving the material will result in the rescheduling of production. We maintain the right to refuse the use of any customer-supplied material or leather that is not suitable due to pattern, stretch, weight or workability.

All C.O.M. must be shipped prepaid and clearly marked with your company name and purchase order number.

CALIFORNIA TECHNICAL BULLETIN 133

Chairs can be constructed to meet California Technical Bulletin 133, call for quote. Testing, sampling and freight charges will apply as required.

SOLID WOOD

Wood is an organic material that undeniably adds warmth to any space. Each species of wood has a unique and naturally occurring pattern that can vary greatly. Due to the complex structure of wood, small knots, piths, pores, rings, etc. may appear and add decorative appeal.



Woodgrain - Maple



Knots



Mirrors

WOOD COLOR & SPECIES

Each species of wood has an innate base color, ranging from white to pinkish, yellow to brown and this impacts the way that stains and paints appear when applied. We primarily work with Beech and Maple wood species for our chairs and table tops. Each of our standard wood stains have been color matched so that any standard color will appear the same in both species.


STANDARD WOOD FINISHES

Available on seating and solid maple tables.

Black-No Grain and White-No Grain finishes are only available on seating products.

Hickory, White Oak, Walnut and Mixed Solid Wood table tops are only available with a natural, clear coat finish.

An asterisk (*) implies the finish is available on TON products (Bentwood, Merano and Leaf). TON's Black finish will show grain.



WOOD STAIN COLOR MATCHING




There is a \$200 net charge to match any wood stain. A physical sample chip must be sent to the Grand Rapids Chair factory for matching. Digital or paper copies will not be accepted. There is no minimum order. If there are any additional glazing operations, please contact Grand Rapids Chair company to be quoted by customer service.

OUTDOOR FINISHES

HDPE OUTDOOR FINISHES

Highly durable outdoor material choices for Bowen and Rita outdoor collections.

High-density polyethylene (HDPE) is a sustainable dimensional wood alternative made primarily from recycled and recyclable plastic. As a high-performance yet low-maintenance material, HDPE is color stable and can withstand the outdoor elements and will never splinter, crack or chip. HDPE is 100% recyclable.



STEEL & ALUMINUM

We hand-tailor, cope and braze all joints to add even more stability, exceeding strength and durability standards and customer expectations. Powder coating is a type of coating that is applied as a free-flowing, dry powder. The coating is applied electrostatically and is then cured under heat to allow it to flow and form a "skin." It is used to create a hard finish that is tougher than conventional paint.

STANDARD METAL FINISHES



Finishes marked with "*" implies that High Gloss Clear Coat is also applied to finish.

PREMIUM METAL FINISHES

Not finding the perfect color in our standard metal finishes? No problem. Through our Color Finder program, you can choose from over 150 RAL colors that can be applied to any of our metal chairs, barstools, or table bases. Pricing is based on quantity. Please allow an additional 5 business days to a product's standard published lead times at time of order. Get the details on this program by calling, emailing, or visiting our website.

- Call 1.616.774.0561
- Email orderentry@grandrapidschair.com
- Visit https://offers.grandrapidschair.com/hubfs/GRCC_Color_Finder.pdf

STANDARD TON FABRICS

Did you fall in love with our Merano, Leaf, or Bentwood Collections? Choose between the standard graded-in fabric options below or contact your Account Managers to learn about our C.O.M. program.

GRAIN — ARTIFICIAL LEATHER



Composition	Width	Abrasion Resistance	Self-extinguishing
100% Polyurethane	55"	200,000 MD	BS5852 PART 1 & 2 EN 1021 PART 1 & 2

JET BIOACTIVE — ANTI-MICROBIAL FABRIC



Composition	Width	Abrasion Resistance	Self-extinguishing
100% Trevira CS BIO	55"	65,000 MD	BS5852 CRIB 5 CALIFORNIA TB117-2013 EN 13773 CLASS 1

DISTRESSING

Giving chairs that lived-in look requires a little extra attention. We hand-distress each one, just to your liking in either light or heavy, using a mixture of both traditional and unconventional wood working techniques.



Light Distressing



Heavy Distressing

UPHOLSTERY DETAILS

Select models, can be complemented with decorative nails. Refer to individual product pages for upcharge.



Nailhead Colors:



Brass #12



Antique Bronze #37



Matte Silver #10



Antique Pewter #41

NAILHEAD COBBLER SEAT

Nailhead trim is applied to a wood seat leaving an irregular wood perimeter around the upholstery material.

NAILHEAD WATERFALL COBBLER SEAT

Nailhead trim is applied to a wood seat leaving a wood perimeter on the back and two sides of the seat. The upholstery material wraps over the front of the seat completing the waterfall appearance.

NAILHEAD SURROUND BACK

Nailhead trim is applied to the outside edges of the upholstery material located on the back side of the chair.

NAILHEAD TRIM SURROUNDING FRONT LEGS ON PULLMAN SEAT

Nailhead trim is applied around the front and side edges of the front legs on Pullman style applications.

WELTING

Welting, often referred to as piping, is a fabric-covered cord positioned on the corners and edges of upholstered pieces that restricts contact with the sewn seams, acting as a buffer to abrasions as the furniture is used.

BOXED SEAT

A sewn upholstery cover is pulled over thicker foam to produce a built up seat. Typically 2" tall. Boxed seats are not available on nesting chairs.

WEBBED SEAT

Commercial grade webbing is installed over custom plywood panels. This option adds additional comfort and longevity to any seat.

CALIFORNIA TECHNICAL BULLETIN 133

Chairs can be constructed to meet California Technical Bulletin 133, call for quote. Testing, sampling and freight charges will apply as required.

SEATING: PERSONALIZATION OPTIONS

HANDHOLD CUT-OUT

Many of our chairs and barstools can be customized with a handhold cut-out. Available on solid wood and upholstered options.

ENGRAVING & LASER CUT-OUTS



Laser Cut-Out - Wood



Laser Engraving - Wood



Laser Cut-Out - Metal

Custom laser cut-outs and engraving adds a personal touch to your space. From logos to unique designs, we can do it all. Pricing for custom work must be discussed with the factory and vary depending on graphics/designs and the size of the project. Cut-out back graphics and laser engraved projects require a minimum quantity order of 10 units. Add a graphic setup fee of \$150 net per image, per order on projects with proper artwork. Acceptable vectorized formats for artwork include: .cdr, .dwg, .pdf, or .stp files. Artwork and a copy of the image for reference should be emailed to your account manager.

Add \$30 list per side for each 6" x 6" or smaller engraving. Email your account manager to confirm pricing or to obtain pricing on larger images. The engraved image is back filled with customer's choice of black, silver, or gold. Other colors are available with small up-charge.

Add \$80 list per cut out, per chair/barstool. Email your account manager to confirm capabilities and pricing.

*The edges of the cut-out are colored in dark brown which remains visible especially when chairs are finished in some light colors.

Standard Back Fill Colors:



Black



Silver



Gold

REQUIRED TO ORDER:

Please be sure to provide all necessary information prior to submitting your order.

WOOD SEATING

ANDY LOUNGE CHAIR



ABOUT THIS COLLECTION

The Andy Lounge Chair is available with or without arms.

STANDARD FEATURES

- Solid European Beech frame
- Upholstered seat features 2" of high resilience foam
- Metal carpet glides
- Technical Bulletin CAL 117 fire retardant upholstery

PERSONALIZATION OPTIONS

The table to the right explains all of the available options for the Andy Collection.

OPTIONS	PAGE	ADD TO LIST PRICE
CAL 133	11	Call for Quote
Premium Felt Glide	-	\$3
Premium Plastic Glide	-	\$3
Light Distressing on Chairs	11	\$38
Heavy Distressing on Chairs	11	\$38



W2625

ANDY LOUNGE

MODEL	COM	GRADE 1	GRADE 2	GRADE 3	GRADE 4	GRADE 5
W2625	1526	1730	1781	1832	1883	1934

Overall Height: 29" Seat Height: 15" Overall Depth: 30" Overall Width: 26"
 C.O.M.: 3 yd Shipping Weight/Chair: 35# No. Per Carton: 1



W2625A

ANDY LOUNGE WITH ARMS

MODEL	COM	GRADE 1	GRADE 2	GRADE 3	GRADE 4	GRADE 5
W2625A	1833	2036	2087	2138	2189	2240

Overall Height: 29" Seat Height: 15" Overall Depth: 30" Overall Width: 28"
 C.O.M.: 3 yd Shipping Weight/Chair: 35# No. Per Carton: 1

BENTWOOD CLASSICS COLLECTION



ABOUT THIS COLLECTION

The Bentwood Classics Collection includes chairs, armchairs, counter height barstools, backless barstools, and barstools.

STANDARD FEATURES

- Solid European Beech frame
- Steam bent Beech wood
- Choose from our standard TON approved finishes
- Beech veneer seat or upholstered seats available
- Teflon glides

PERSONALIZATION OPTIONS

- The table to the right explains all of the available options for the Bentwood Classics Collection.

OPTIONS

	PAGE	ADD TO LIST PRICE
Nailhead Seat Treatment on Upholstered Seat	11	\$60
Premium Felt Glide	-	\$3
Counter Height Option Available	-	\$25



B014-VEN

NO. 14 CHAIR

MODEL	WOOD
B014-VEN	713

Overall Height: 33.25" Seat Height: 18.25" Overall Depth: 20.25" Overall Width: 16"
 Shipping Weight/Chair: 20# No. Per Carton: 2



B014-UPH

NO. 14 CHAIR

MODEL	SELECT VINYL	COM	GRADE 1	GRADE 2	GRADE 3	GRADE 4	GRADE 5
B014-UPH	858	811	845	854	862	871	879

Overall Height: 33.25" Seat Height: 18.25" Overall Depth: 20.25" Overall Width: 16"
 C.O.M.: .5 yd Shipping Weight/Chair: 20# No. Per Carton: 2



B018-VEN

NO. 18 CHAIR

MODEL	WOOD
B018-VEN	731

Overall Height: 33.25" Seat Height: 18.25" Overall Depth: 20.25" Overall Width: 16"
 Shipping Weight/Chair: 20# No. Per Carton: 2



B018-UPH

NO. 18 CHAIR

MODEL	SELECT VINYL	COM	GRADE 1	GRADE 2	GRADE 3	GRADE 4	GRADE 5
B018-UPH	904	852	886	895	903	912	920

Overall Height: 33.25" Seat Height: 18.25" Overall Depth: 20.25" Overall Width: 16"
 C.O.M.: .5 yd Shipping Weight/Chair: 20# No. Per Carton: 2



B018BS-VEN

NO. 18 BARSTOOL

MODEL	WOOD
B018BS-VEN	960

Overall Height: 43.5" Seat Height: 30" Overall Depth: 19.75" Overall Width: 16"
 Shipping Weight/Chair: 25# No. Per Carton: 1



B018BS-UPH

NO. 18 BARSTOOL

MODEL	SELECT VINYL	COM	GRADE 1	GRADE 2	GRADE 3	GRADE 4	GRADE 5
B018BS-UPH	1124	1075	1109	1117	1126	1134	1143

Overall Height: 43.5" Seat Height: 31" Overall Depth: 19.75" Overall Width: 16"
 C.O.M.: .5 yd Shipping Weight/Chair: 25# No. Per Carton: 1



B030A-VEN

NO. 30 ARMCHAIR

MODEL	WOOD
B030A-VEN	806

Overall Height: 31" Seat Height: 18.25" Overall Depth: 22.5" Overall Width: 19" Arm Height: 27.5"
 Arm Width: 21.5" Shipping Weight/Chair: 20# No. Per Carton: 1



B030A-UPH

NO. 30 ARMCHAIR

MODEL	SELECT VINYL	COM	GRADE 1	GRADE 2	GRADE 3	GRADE 4	GRADE 5
B030A-UPH	1002	939	990	1003	1016	1028	1041

Overall Height: 30" Seat Height: 18.25" Overall Depth: 22.5" Overall Width: 19" Arm Height: 26.75"
 Arm Width: 21.5" C.O.M.: .75 yd Shipping Weight/Chair: 20# No. Per Carton: 1



B033A-UPH-BK

NO. 33 ARMCHAIR

MODEL	SELECT VINYL	COM	GRADE 1	GRADE 2	GRADE 3	GRADE 4	GRADE 5
B033A-UPH-BK	1540	1433	1518	1539	1560	1581	1603

Overall Height: 31" Seat Height: 18.25" Overall Depth: 22.5" Overall Width: 19" Arm Height: 27.25"
 Arm Width: 21.5" C.O.M.: 1.25 yd Shipping Weight/Chair: 20# No. Per Carton: 1



B073BS-VEN

NO. 73 BARSTOOL

MODEL	WOOD
B073BS-VEN	822

Overall Height: 31" Seat Height: 31" Overall Depth: 18.5" Overall Width: 18.5"
 Shipping Weight/Chair: 25# No. Per Carton: 1



B073BS-UPH

NO. 73 BARSTOOL

MODEL	SELECT VINYL	COM	GRADE 1	GRADE 2	GRADE 3	GRADE 4	GRADE 5
B073BS-UPH	995	925	976	989	1002	1014	1027

Overall Height: 31" Seat Height: 31" Overall Depth: 18.5" Overall Width: 18.5"
 C.O.M.: .75 yd Shipping Weight/Chair: 25# No. Per Carton: 1



B150-VEN

NO. 150 CHAIR

MODEL	WOOD
B150-VEN	786

Overall Height: 34.25" Seat Height: 18.25" Overall Depth: 15.94" Overall Width: 17.75"
 Shipping Weight/Chair: 20# No. Per Carton: 2



B150-UPH

NO. 150 CHAIR

MODEL	SELECT VINYL	COM	GRADE 1	GRADE 2	GRADE 3	GRADE 4	GRADE 5
B150-UPH	952	869	920	933	945	958	971

Overall Height: 33.5" Seat Height: 18.25" Overall Depth: 15.94" Overall Width: 17.75"
 C.O.M.: .75 yd Shipping Weight/Chair: 20# No. Per Carton: 2



B150BS-VEN

NO. 150 BARSTOOL

MODEL	WOOD
B150BS-VEN	1058

Overall Height: 43.25" Seat Height: 30" Overall Depth: 18.75" Overall Width: 17.75"
 Shipping Weight/Chair: 25# No. Per Carton: 1



B150BS-UPH

NO. 150 BARSTOOL

MODEL	SELECT VINYL	COM	GRADE 1	GRADE 2	GRADE 3	GRADE 4	GRADE 5
B150BS-UPH	1202	1133	1184	1197	1210	1222	1235

Overall Height: 42.5" Seat Height: 30" Overall Depth: 18.75" Overall Width: 17.75"
 C.O.M.: .75 yd Shipping Weight/Chair: 25# No. Per Carton: 1



B763-UPH

NO. 763 CHAIR

MODEL	SELECT VINYL	COM	GRADE 1	GRADE 2	GRADE 3	GRADE 4	GRADE 5
B763-UPH	861	787	838	851	864	876	889

Overall Height: 31" Seat Height: 18.25" Overall Depth: 18.75" Overall Width: 18"
 C.O.M.: .75 yd Shipping Weight/Chair: 20# No. Per Carton: 2

BROOKE COLLECTION



ABOUT THIS COLLECTION

The Brooke Collection includes a chair, counter height stool, and a barstool. This wood seating collection features a simple slatted back and multiple upholstery options.

STANDARD FEATURES

- Beech frame
- Wood dining chair available with multiple upholstery options
- 11 Wood Seat and Back
- 21 Partially Upholstered Seat features 1/2" foam and exposed wood edges
- 31 Fully Upholstered Seat features 3/4" foam on seat
- 33 Fully Upholstered Seat and Back features 3/4" foam on seat and 1/2" foam on back
- CAL 117 fire resistant upholstery materials
- Metal bracket on dining chair can be painted in any powder coat finish
- Stainless steel footrest protector on counter and barstools
- Metal carpet glides

PERSONALIZATION OPTIONS

• The table to the right explains all of the available options for the Brooke Collection.

OPTIONS	PAGE	ADD TO LIST PRICE
Premium Felt Glide	-	\$3
Premium Plastic Glide	-	\$3
CAL 133	11	Call for Quote
Light Distressing on Chairs	11	\$38
Heavy Distressing on Chairs	11	\$38
Light Distressing on Barstools	11	\$50
Heavy Distressing on Barstools	11	\$50

UPHOLSTERY OPTIONS



21 Partially Upholstered Seat



31 Fully Upholstered Seat



33 Fully Upholstered Seat and Back



W522-11

BROOKE CHAIR

WOOD SEAT

MODEL	WOOD
W522-11	775

PARTIALLY UPHOLSTERED SEAT

MODEL	YARDAGE	COM	GRADE 1	GRADE 2	GRADE 3	GRADE 4	GRADE 5
W522-21	0.4	851	879	886	893	900	907

FULLY UPHOLSTERED SEAT

MODEL	YARDAGE	COM	GRADE 1	GRADE 2	GRADE 3	GRADE 4	GRADE 5
W522-31	0.5	943	978	986	995	1004	1012

FULLY UPHOLSTERED SEAT & BACK

MODEL	YARDAGE	COM	GRADE 1	GRADE 2	GRADE 3	GRADE 4	GRADE 5
W522-33	1.0	961	1029	1046	1063	1080	1097

Overall Height: 30.5" Overall Depth: 20.71" Overall Width: 19.1" No. Per Carton: 2

Seat Height: W520-11 19", W520-W-21 19.5", W520-W-31 19.5", W520-33 19.5"

Shipping Weight/Chair: 10#



W520CH-11

BROOKE COUNTER HEIGHT STOOL

WOOD SEAT

MODEL	WOOD
W520CH-11	802

PARTIALLY UPHOLSTERED SEAT

MODEL	YARDAGE	COM	GRADE 1	GRADE 2	GRADE 3	GRADE 4	GRADE 5
W520CH-21	0.4	895	923	930	937	944	951

FULLY UPHOLSTERED SEAT

MODEL	YARDAGE	COM	GRADE 1	GRADE 2	GRADE 3	GRADE 4	GRADE 5
W520CH-31	0.5	909	944	952	961	970	978

FULLY UPHOLSTERED SEAT & BACK

MODEL	YARDAGE	COM	GRADE 1	GRADE 2	GRADE 3	GRADE 4	GRADE 5
W520CH-33	1.0	989	1057	1074	1091	1108	1125

Overall Height: W520CH-11 34", W520CH-21 34", W520CH-31 34", W520CH-33 36"

Overall Depth: 19.6" Overall Width: 18.4" No. Per Carton: 1

Seat Height: W520CH-11 25.5", W520CH-21 26", W520CH-31 26", W520CH-33 26"

Shipping Weight/Chair: 12#



W520BS-11

BROOKE BARSTOOL

WOOD SEAT

MODEL	WOOD
W520BS-11	787

PARTIALLY UPHOLSTERED SEAT

MODEL	YARDAGE	COM	GRADE 1	GRADE 2	GRADE 3	GRADE 4	GRADE 5
W520BS-21	0.4	863	891	898	905	912	919

FULLY UPHOLSTERED SEAT

MODEL	YARDAGE	COM	GRADE 1	GRADE 2	GRADE 3	GRADE 4	GRADE 5
W520BS-31	0.5	895	929	938	946	955	963

FULLY UPHOLSTERED SEAT & BACK

MODEL	YARDAGE	COM	GRADE 1	GRADE 2	GRADE 3	GRADE 4	GRADE 5
W520BS-33	1.0	975	1043	1060	1077	1094	1111

Overall Height: W520BS-11 40", W520BS-21 40", W520BS-31 40", W520BS-33 42"

Overall Depth: 20.6" Overall Width: 19.7" No. Per Carton: 1

Seat Height: W520BS-11 31.5", W520BS-21 32", W520BS-31 32", W520BS-33 32"

Shipping Weight/Chair: 13#



ABOUT THIS COLLECTION

Dylan Benches are offered in multiple sizes in solid wood or laminate construction.

STANDARD FEATURES

- 1.5" Solid Maple or laminate
- Metal mitered-corner bracket available in any standard powder coat color
- CAL 117 fire retardant upholstery materials
- Black height-adjustable, non-skid glide
- 1/2" Thick free state foam; grade 2580

PERSONALIZATION OPTIONS

- The table to the right explains all of the available options for the Dylan Collection.

OPTIONS	PAGE	ADD TO LIST PRICE
Light Distressing	11	Call For Quote
Heavy Distressing	11	Call For Quote



DYL-B

DYLAN 22" BENCH

MODEL	WOOD	COM	GRADE 1	GRADE 2	GRADE 3	GRADE 4	GRADE 5
DYL-B-SW-172217	2601	2769	2820	2832	2845	2858	2871

MODEL	LAMINATE	COM	GRADE 1	GRADE 2	GRADE 3	GRADE 4	GRADE 5
DYL-B-LAM-172217	2385	2547	2598	2611	2624	2636	2649

Overall Height: 17" Seat Height: 17" Overall Depth: 17" Overall Width: 22"

C.O.M.: .75 yd Shipping Weight/Chair: 40# No. Per Carton: 1



DYL-B

DYLAN 48" BENCH

MODEL	WOOD	COM	GRADE 1	GRADE 2	GRADE 3	GRADE 4	GRADE 5
DYL-B-SW-174817	2773	2938	3006	3023	3040	3057	3074

MODEL	LAMINATE	COM	GRADE 1	GRADE 2	GRADE 3	GRADE 4	GRADE 5
DYL-B-LAM-174817	2670	2833	2901	2918	2935	2952	2969

Overall Height: 17" Seat Height: 17" Overall Depth: 17" Overall Width: 48"

C.O.M.: 1 yd Shipping Weight/Chair: 55# No. Per Carton: 1



DYL-B

DYLAN 54" BENCH

MODEL	WOOD	COM	GRADE 1	GRADE 2	GRADE 3	GRADE 4	GRADE 5
DYL-B-SW-175417	2916	3056	3158	3183	3209	3234	3260

MODEL	LAMINATE	COM	GRADE 1	GRADE 2	GRADE 3	GRADE 4	GRADE 5
DYL-B-LAM-175417	2767	2930	3032	3057	3083	3108	3134

Overall Height: 17" Seat Height: 17" Overall Depth: 17" Overall Width: 54"

C.O.M.: 1.5 yd Shipping Weight/Chair: 60# No. Per Carton: 1



DYLAN 66" BENCH

MODEL	WOOD	COM	GRADE 1	GRADE 2	GRADE 3	GRADE 4	GRADE 5
DYL-B-SW-176617	2999	3168	3287	3317	3347	3376	3406

MODEL	LAMINATE	COM	GRADE 1	GRADE 2	GRADE 3	GRADE 4	GRADE 5
DYL-B-LAM-176617	2938	3102	3220	3250	3280	3310	3339

Overall Height: 17" Seat Height: 17" Overall Depth: 17" Overall Width: 66"
 C.O.M.: 1.75 yd Shipping Weight/Chair: 70# No. Per Carton: 1



DYLAN 78" BENCH

MODEL	WOOD	COM	GRADE 1	GRADE 2	GRADE 3	GRADE 4	GRADE 5
DYL-B-SW-177817	3110	3276	3412	3446	3480	3514	3548

MODEL	LAMINATE	COM	GRADE 1	GRADE 2	GRADE 3	GRADE 4	GRADE 5
DYL-B-LAM-177817	3055	3216	3352	3386	3420	3454	3488

Overall Height: 17" Seat Height: 17" Overall Depth: 17" Overall Width: 78"
 C.O.M.: 2 yd Shipping Weight/Chair: 80# No. Per Carton: 1



DYLAN 90" BENCH

MODEL	WOOD	COM	GRADE 1	GRADE 2	GRADE 3	GRADE 4	GRADE 5
DYL-B-SW-179017	3323	3488	3641	3679	3718	3756	3794

MODEL	LAMINATE	COM	GRADE 1	GRADE 2	GRADE 3	GRADE 4	GRADE 5
DYL-B-LAM-179017	3238	3397	3550	3588	3627	3665	3703

Overall Height: 17" Seat Height: 17" Overall Depth: 17" Overall Width: 90"
 C.O.M.: 2.25 yd Shipping Weight/Chair: 90# No. Per Carton: 1

HUGH SEATING



ABOUT

Hugh is a wooden chair with a simple, Shaker-style design.

STANDARD FEATURES

- Solid European Beech frame
- Metal carpet glides

PERSONALIZATION OPTIONS

- The table to the right explains all of the available options for the Hugh Collection.

OPTIONS

	PAGE	ADD TO LIST PRICE
Light Distressing on Chairs	11	\$38
Heavy Distressing on Chairs	11	\$38
Premium Felt Glide	-	\$3
Premium Plastic Glide	-	\$3



W515

HUGH CHAIR

MODEL	WOOD
-------	------

W515	572
------	-----

Overall Height: 33" Seat Height: 18" Overall Depth: 23" Overall Width: 18"

Shipping Weight/Chair: 13# No. Per Carton: 2

LEAF COLLECTION



ABOUT THIS COLLECTION

The Leaf collection includes chairs, counter height stools, and barstools.

STANDARD FEATURES

- Available in Beech with standard TON stains or available in European Oak in natural finish only
- CAL 117 fire retardant upholstery materials
- Available in all wood or with upholstered seat and back
- Teflon glides

PERSONALIZATION OPTIONS

- The table to the right explains all of the available options for the Leaf collection.
- COM is available with extended lead time.
- Please reference TON Fabrics for standard upholstery options.

OPTIONS

Premium felt glide

PAGE

-

ADD TO LIST PRICE

\$3



W437

LEAF CHAIR

MODEL	BEECH	EUROPEAN OAK
W437-11 – Wood Seat & Back	1093	1536
W437-22 – C.O.M.	Call for Quote	Call for Quote
W437-22 – Upholstered Seat & Back, Standard Merano Vinyl	1621	1900
W437-22 – Upholstered Seat & Back, Standard Merano Fabric	1357	1648

Overall Height: 31.5" Seat Height: 18" Overall Depth: 20.5" Overall Width: 19.8"
 C.O.M.: .75 yd Shipping Weight/Chair: 18# No. Per Carton: 2



W439CH

LEAF COUNTER STOOL

MODEL	BEECH	EUROPEAN OAK
W439CH-11 – Wood Seat & Back	1635	2329
W439CH-22 – C.O.M.	Call for Quote	Call for Quote
W439CH-22 – Upholstered Seat & Back, Standard Merano Vinyl	2259	2663
W439CH-22 – Upholstered Seat & Back, Standard Merano Fabric	1922	2415

Overall Height: 36.5" Seat Height: 24" Overall Depth: 20.5" Overall Width: 19.8"
 C.O.M.: .75 yd Shipping Weight/Chair: 12# No. Per Carton: 1



W439BS

LEAF BARSTOOL

MODEL	BEECH	EUROPEAN OAK
W439BS-11 – Wood Seat & Back	1582	2263
W439BS-22 – C.O.M.	Call for Quote	Call for Quote
W439BS-22 – Upholstered Seat & Back, Standard Merano Vinyl	2175	2581
W439BS-22 – Upholstered Seat & Back, Standard Merano Fabric	1908	2334

Overall Height: 43.5" Seat Height: 30" Overall Depth: 20" Overall Width: 20.5"
 C.O.M.: .75 yd Shipping Weight/Chair: 14# No. Per Carton: 1



ABOUT THIS COLLECTION

The Merano By TON Collection includes chairs, armchairs, counter height barstools, and barstools.

STANDARD FEATURES

- Solid European Beech frame, available in any standard TON finishes
- Available in European Oak or American Walnut in natural finish only
- CAL 117 fire retardant upholstery materials
- Available in all wood or with upholstered seat and back
- Teflon glides
- Standard fabric program available for quicker lead times. Please see website for fabric detail.
- Merano Chairs stack four high
- Stools come with stainless steel footrest

PERSONALIZATION OPTIONS

- The table to the right explains all of the available options for the TON Collection.
- COM is available with extended lead time - call for quote.
- Please reference TON Fabrics for standard upholstery options on page 10.

OPTIONS

OPTIONS	PAGE	ADD TO LIST PRICE
Premium felt glide	-	\$3



W400SC

MERANO CHAIR

MODEL	BEECH	EUROPEAN OAK	AMERICAN WALNUT
W400SC – Wood Seat & Back	875	1111	2258
W400SC – Upholstered Seat & Back, Standard Vinyl	1173	1356	2486
W400SC – Upholstered Seat & Back, Standard Fabric	1233	1414	2546

Overall Height: 31" Seat Height: 18" Overall Depth: 17" Overall Width: 17"
 C.O.M.: 1 yd Shipping Weight/Chair: 26# No. Per Carton: 2



W400AC

MERANO ARMCHAIR

MODEL	BEECH	EUROPEAN OAK	AMERICAN WALNUT
W400AC – Wood Seat & Back	1065	1335	2933
W400AC – Upholstered Seat & Back, Standard Vinyl	1230	1580	3126
W400AC – Upholstered Seat & Back, Standard Fabric	1281	1632	3178

Overall Height: 31" Seat Height: 18" Overall Depth: 15" Overall Width: 19"
 C.O.M.: 1 yd Shipping Weight/Chair: 30# No. Per Carton: 1



W400CH

MERANO BARSTOOL — 24" COUNTER HEIGHT

MODEL	BEECH	EUROPEAN OAK	AMERICAN WALNUT
W400CH – Wood Seat & Back	1050	1382	3189
W400CH – Upholstered Seat & Back, Standard Vinyl	1334	1612	3174
W400CH – Upholstered Seat & Back, Standard Fabric	1395	1673	3473

Overall Height: 32" Seat Height: 24" Overall Depth: 14" Overall Width: 17"
 C.O.M.: 1 yd Shipping Weight/Chair: 26# No. Per Carton: 1



W400BS

MERANO BARSTOOL — 30" BARSTOOL

MODEL	BEECH	EUROPEAN OAK	AMERICAN WALNUT
W400BS – Wood Seat & Back	1050	1382	3189
W400BS – Upholstered Seat & Back, Standard Vinyl	1334	1612	3174
W400BS – Upholstered Seat & Back, Standard Fabric	1395	1673	3473

Overall Height: 39" Seat Height: 30" Overall Depth: 14" Overall Width: 17"
 C.O.M.: 1 yd Shipping Weight/Chair: 26# No. Per Carton: 1



ABOUT THIS COLLECTION

The Sigsbee Collection includes a chair, counter height stool, and a barstool. This wood seating collection features a simple slatted back and multiple upholstery options.

STANDARD FEATURES

- Beech Frame
- Available as all wood or with multiple upholstery variations
- Upholstered seat features 1/2" foam and exposed wood edges
- Upholstered back features 1/2" thick foam
- Nylon straps with metal buckles in brass or black
- CAL 117 fire resistant upholstery materials
- Stainless steel footrest protector on counter and barstools
- Metal carpet glides
- Nylon Straps come in Black, Olive Drab, Pacific Blue, and Khaki. Ask customer service to see samples.

PERSONALIZATION OPTIONS

- The table to the right explains all of the available options for the Sigsbee Collection.
- Leather straps are available in black, dark brown and brown as an option.

OPTIONS	PAGE	ADD TO LIST PRICE
Light Distressing on Chairs	11	\$38
Heavy Distressing on Chairs	11	\$38
Light Distressing on Barstools	11	\$50
Heavy Distressing on Barstools	11	\$50
CAL 133	11	Call for Quote
Premium Felt Glide		\$3
Premium Plastic Glide		\$3
Leather Straps		\$175



W530

WOOD CHAIR

WOOD							
MODEL	WOOD						
W530-11	678						
WOOD WITH PARTIALLY UPHOLSTERED SEAT PAD							
MODEL	YARDAGE	COM	GRADE 1	GRADE 2	GRADE 3	GRADE 4	GRADE 5
W530-21	0.7	816	864	876	888	899	911
WOOD WITH PARTIALLY UPHOLSTERED SEAT PAD AND BACK PAD							
MODEL	YARDAGE	COM	GRADE 1	GRADE 2	GRADE 3	GRADE 4	GRADE 5
W530-22	1.2	920	1003	1024	1044	1065	1086

Overall Height: 32.7" Overall Depth: 19.5" Overall Width: 17.6" No. Per Carton: 2

Seat Height: 18"

Shipping Weight/Chair: 17#



W530CH

WOOD COUNTER STOOL

WOOD							
MODEL	WOOD						
W530CH-11	862						
WOOD WITH PARTIALLY UPHOLSTERED SEAT PAD							
MODEL	YARDAGE	COM	GRADE 1	GRADE 2	GRADE 3	GRADE 4	GRADE 5
W530CH-21	0.7	999	1046	1058	1070	1082	1094
WOOD WITH PARTIALLY UPHOLSTERED SEAT PAD AND BACK PAD							
MODEL	YARDAGE	COM	GRADE 1	GRADE 2	GRADE 3	GRADE 4	GRADE 5
W530CH-22	1.2	1107	1189	1210	1231	1252	1272

Overall Height: 37.2" Overall Depth: 20.2" Overall Width: 17.6" No. Per Carton: 1

Seat Height: 24"

Shipping Weight/Chair: 33#



W530BS

WOOD BARSTOOL

WOOD							
MODEL	WOOD						
W530BS-11	848						
WOOD WITH PARTIALLY UPHOLSTERED SEAT PAD							
MODEL	YARDAGE	COM	GRADE 1	GRADE 2	GRADE 3	GRADE 4	GRADE 5
W530BS-21	0.7	985	1032	1044	1056	1068	1080
WOOD WITH PARTIALLY UPHOLSTERED SEAT PAD AND BACK PAD							
MODEL	YARDAGE	COM	GRADE 1	GRADE 2	GRADE 3	GRADE 4	GRADE 5
W530BS-22	1.2	1092	1175	1195	1216	1237	1258

Overall Height: 43.2" Overall Depth: 21.2" Overall Width: 17.6" No. Per Carton: 1

Seat Height: 30.3"

Shipping Weight/Chair: 33#

WOOD MELISSA 504 COLLECTION



ABOUT THIS COLLECTION

The Wood Melissa 504 Collection includes chairs, nesting chairs, armchairs, and barstools.

STANDARD FEATURES

- Solid European Beech frame
- Available in multiple upholstery variations
- Upholstered variations feature 2" of high resilience foam (seat treatment increases seat height by 1" but relaxes over a short period of time)
- Wood seats made of 1" saddle ply
- Webbed seat construction is standard for all upholstery variation seat treatments
- Technical Bulletin CAL 117 fire retardant upholstery
- Stainless steel footrest protector on barstools
- Metal carpet glides
- WN504 nests five high

PERSONALIZATION OPTIONS

- The table to the right explains all of the available options for the Wood Melissa 504 Collection.
 - Cut-out back graphics and laser engraved graphics should not exceed 6" x 6". Minimum quantity required of 10 units.
 - Nailhead Cobbler Seat only available on standard models or V12, V15, and V16 models.
 - Nailhead Waterfall Cobbler Seat only available on standard models or V12, V15, and V16 models.
 - Boxed seats are not available on nesting chairs.
- *Indicates the front and back of the chair back is upholstered.

OPTIONS	PAGE	ADD TO LIST PRICE
Cut-Out Design	12	\$80
Engraved Back	12	\$30/Side
Nailhead Cobbler Seat	11	\$60
Nailhead Waterfall Cobbler Seat	11	\$60
Nailhead Surround Back	11	\$60
Nailhead Trim Surrounding Front Legs on Pullman Seats	11	\$30
Handhold	12	\$80
Welting	11	\$15/Seat, \$15/Back
Boxed Seat	11	\$25
Reduce Barstool Seat Height to 24"	-	\$25
CAL 133	11	Call for Quote
Premium Felt Glide	-	\$3
Premium Plastic Glide	-	\$3
Light Distressing on Chairs	11	\$38
Heavy Distressing on Chairs	11	\$38
Light Distressing on Barstools	11	\$50
Heavy Distressing on Barstools	11	\$50



W504

WOOD MELISSA CHAIR

MODEL	WOOD	COM	GRADE 1	GRADE 2	GRADE 3	GRADE 4	GRADE 5
W504	623	561	591	599	607	614	622

Overall Height: 35" Seat Height: 18" Overall Depth: 19.5" Overall Width: 17.5"
 C.O.M.: .45 yd Shipping Weight/Chair: 26# No. Per Carton: 2

WOOD MELISSA CHAIR — UPHOLSTERY OPTIONS

MODEL	COM	GRADE 1	GRADE 2	GRADE 3	GRADE 4	GRADE 5	TOTAL YARDAGE
W504-V21	754	805	817	830	843	856	0.75
W504-V12	754	822	839	856	873	889	1
W504-V15*	767	852	874	895	916	937	1.25
W504-V16*	783	885	911	936	962	987	1.5
W504-V22	858	942	964	985	1006	1027	1.25
W504-V25*	934	1036	1061	1087	1112	1138	1.5
W504-V26*	934	1036	1061	1087	1112	1138	1.5

Overall Height: 35" Seat Height: 18" Overall Depth: 19.5" Overall Width: 17.5"
 Shipping Weight/Chair: 26# No. Per Carton: 2



W504-V21
Seat Treatment



W504-V12
Back Treatment



W504-V15
Back Treatment



W504-V16
Back Treatment



W504-V22
Combo Treatment



W504-V25
Combo Treatment



W504-V26
Combo Treatment



WN504

WOOD MELISSA NESTING CHAIR

MODEL	COM	GRADE 1	GRADE 2	GRADE 3	GRADE 4	GRADE 5
WN504	682	712	720	727	735	743

Overall Height: 35" Seat Height: 18" Overall Depth: 19.5" Overall Width: 17.5"
 C.O.M.: .45 yd Shipping Weight/Chair: 26# No. Per Carton: 2



W504A

WOOD MELISSA ARMCHAIR

MODEL	WOOD	COM	GRADE 1	GRADE 2	GRADE 3	GRADE 4	GRADE 5
W504A	718	654	685	692	700	708	715

Overall Height: 35" Seat Height: 18" Overall Depth: 19.5" Overall Width: 17.5" Arm Height: 26.5"
 C.O.M.: .45 yd Shipping Weight/Chair: 26# No. Per Carton: 1

WOOD MELISSA ARMCHAIR — UPHOLSTERY OPTIONS

MODEL	COM	GRADE 1	GRADE 2	GRADE 3	GRADE 4	GRADE 5	TOTAL YARDAGE
W504A-V21	851	902	915	928	940	953	0.75
W504A-V12	851	919	936	953	970	987	1
W504A-V15*	862	947	968	989	1010	1032	1.25
W504A-V16*	880	982	1007	1033	1058	1084	1.5
W504A-V22	954	1039	1060	1081	1103	1124	1.25
W504A-V25*	1028	1130	1156	1181	1206	1232	1.5
W504A-V26*	1028	1130	1156	1181	1206	1232	1.5

Overall Height: 35" Seat Height: 18" Overall Depth: 19.5" Overall Width: 17.5" Arm Height: 26.5"
 Shipping Weight/Chair: 26# No. Per Carton: 1



W504A-V21
Seat Treatment



W504A-V12
Back Treatment



W504A-V15
Back Treatment



W504A-V16
Back Treatment



W504A-V22
Combo Treatment



W504A-V25
Combo Treatment



W504A-V26
Combo Treatment



W504BS

WOOD MELISSA BARSTOOL

MODEL	WOOD	COM	GRADE 1	GRADE 2	GRADE 3	GRADE 4	GRADE 5
W504BS	775	712	743	751	758	766	773

Overall Height: 44.25" Seat Height: 29.75" Overall Depth: 18.5" Overall Width: 17.5"
 C.O.M.: .45 yd Shipping Weight/Chair: 32# No. Per Carton: 1

WOOD MELISSA BARSTOOL — UPHOLSTERY OPTIONS

MODEL	COM	GRADE 1	GRADE 2	GRADE 3	GRADE 4	GRADE 5	TOTAL YARDAGE
W504BS-V21	905	956	969	982	994	1007	0.75
W504BS-V12	905	973	990	1007	1024	1041	1
W504BS-V15*	919	1004	1025	1046	1068	1089	1.25
W504BS-V16*	880	982	1007	1033	1058	1084	1.5
W504BS-V22	1009	1094	1115	1136	1158	1179	1.25
W504BS-V25*	1028	1130	1156	1181	1206	1232	1.5
W504BS-V26*	1084	1186	1212	1237	1263	1288	1.5

Overall Height: 44.25" Seat Height: 29.75" Overall Depth: 18.5" Overall Width: 17.5"
 Shipping Weight/Chair: 32# No. Per Carton: 1



W504BS-V21
Seat Treatment



W504BS-V12
Back Treatment



W504BS-V15
Back Treatment



W504BS-V16
Back Treatment



W504BS-V22
Combo Treatment



W504BS-V25
Combo Treatment



W504BS-V26
Combo Treatment

STEEL SEATING



ABOUT THIS COLLECTION

The Alfred Collection includes a chair, counter height stool, and a barstool. This collection features a fully upholstered seat and back.

STANDARD FEATURES

- Steel tube frame
- Premium plastic glides
- Technical Bulletin CAL 117 fire retardant upholstery materials
- Seat, back pad, and outer back panel can be upholstered in up to 3 different fabrics
- Counter and barstool models come standard with stainless steel footrest

PERSONALIZATION OPTIONS

- Alfred can be specified in up to three different fabrics. Pricing will be based off the fabric with the highest grade. See below for upholstery options for fabric locations.

OPTIONS

CAL 133

PAGE

11

ADD TO LIST PRICE

Call for Quote

UPHOLSTERY OPTIONS



Outer Back Panel



Inner Panel



Seat



Full Upholstered -
One Fabric



385-33

ALFRED CHAIR

MODEL	YARDAGE (1 FABRIC)	COM	GRADE 1	GRADE 2	GRADE 3	GRADE 4	GRADE 5
385-33	2	782	918	952	986	1019	1053

Overall Height: 32.2" Seat Height: 18.8" Overall Depth: 22.4" Overall Width: 20.4"

Shipping Weight/Chair: 19# No. Per Carton: 1 Full Upholstery (one fabric) COM: 2 yds

Seat Upholstery COM: .8 yds Inner Back Upholstery COM: .7 yds Outer Back Upholstery COM: .7 yds



385CH-33

ALFRED COUNTER STOOL

MODEL	YARDAGE (1 FABRIC)	COM	GRADE 1	GRADE 2	GRADE 3	GRADE 4	GRADE 5
385CH-33	2	864	1000	1034	1068	1102	1136

Overall Height: 35.5" Seat Height: 25" Overall Depth: 20.5" Overall Width: 19.9"

Shipping Weight/Chair: 21.8# No. Per Carton: 1 Full Upholstery (one fabric) COM: 2 yds

Seat Upholstery COM: .8 yds Inner Back Upholstery COM: .46 yds Outer Back Upholstery COM: .46 yds



385BS-33

ALFRED BARSTOOL

MODEL	YARDAGE (1 FABRIC)	COM	GRADE 1	GRADE 2	GRADE 3	GRADE 4	GRADE 5
385BS-33	2	851	987	1021	1055	1088	1122

Overall Height: 41.45" Seat Height: 31" Overall Depth: 20.5" Overall Width: 19.9"

Shipping Weight/Chair: 22.6# No. Per Carton: 1 Full Upholstery (one fabric) COM: 2 yds

Seat Upholstery COM: .8 yds Inner Back Upholstery COM: .46 yds Outer Back Upholstery COM: .46 yds



ABOUT THIS COLLECTION

The Ava Collection includes chair height, counter height, and bar height upholstered stools available in freestanding, core-drilled, or bolt-down variations.

STANDARD FEATURES

- Webbed seat construction is standard
- 2" of high resilience foam on all models
- 3" round metal column with 1/4" steel base
- Felt glides
- Technical Bulletin CAL 117 fire retardant upholstery materials

PERSONALIZATION OPTIONS

- The table to the right explains all of the available options for the Ava Collection.
- A fabric width less than 54" will require either an additional vertical seam or a "railroaded" application of the material. Thread color will be chosen by the factory to match the upholstery as closely as possible, unless otherwise specified. Choose between white, black, beige, dark grey, or beaver.
- Foot ring standard on counter and bar height models. Subtract \$65 list for products without foot rings.
- Consult with your architect or general contractor for proper installation of bolt-down and core-drilled models, attachment varies by floor construction. Floor-mounting hardware and installation instructions are not included.

OPTIONS

OPTIONS	PAGE	ADD TO LIST PRICE
CAL 133	11	Call for Quote
Add Premium Adjustable Glides	-	\$30



1400 Free Standing/
1401 Bolt-down/
1402 Core-drilled

AVA CHAIR HEIGHT STOOL

MODEL	COM	GRADE 1	GRADE 2	GRADE 3	GRADE 4	GRADE 5
1400	715	800	821	842	863	885
1401	715	800	821	842	863	885
1402	715	800	821	842	863	885

Overall Height: 20" Seat Height: 20" Overall Depth: 18" Overall Width: 18"
C.O.M.: 1.25 yd Shipping Weight/Chair: 26# No. Per Carton: 1



1400CH-FR Free Standing/
1401CH Bolt-down/
1402CH-FR Core-drilled

AVA COUNTER HEIGHT STOOL

MODEL	COM	GRADE 1	GRADE 2	GRADE 3	GRADE 4	GRADE 5
1400CH-FR	927	1012	1033	1054	1076	1097
1401CH	927	1012	1033	1054	1076	1097
1402CH-FR	927	1012	1033	1054	1076	1097

Overall Height: 25" Seat Height: 25" Overall Depth: 19" Overall Width: 19"
C.O.M.: 1.25 yd Shipping Weight/Chair: 26# No. Per Carton: 1



1400BS-FR Free Standing/
1401BS-FR Bolt-down/
1402BS-FR Core-drilled

AVA BAR HEIGHT BARSTOOL

MODEL	COM	GRADE 1	GRADE 2	GRADE 3	GRADE 4	GRADE 5
1400BS-FR	930	1045	1066	1087	1109	1130
1401BS-FR	930	1045	1066	1087	1109	1130
1402BS-FR	930	1045	1066	1087	1109	1130

Overall Height: 30" Seat Height: 30" Overall Depth: 19" Overall Width: 19"
C.O.M.: 1.25 yd Shipping Weight/Chair: 26# No. Per Carton: 1



ABOUT THIS COLLECTION

Bowen outdoor bench features a powder coated steel frame with slatted seat in durable materials for the outdoors. Designed to pair with Bowen communal tables and tuck under the table when not in use. The soft, radius corners and edge profile on the seat ensure it is comfortable to move around.

STANDARD FEATURES

- Seat surface available in HDPE materials suitable for the outdoors.
- HDPE is a sustainable dimensional wood alternative made primarily from recycled and recyclable plastic. It is a high-performance, low maintenance material that is color stable and will never splinter, crack nor chip.
- Seat height: 18"
- Soft, 2.5" radius corners on the seat
- Steel frame in your choice of metal finish
- Plastic glides

Required to Order

1. Model Number and Description
2. Seat Material and Finish
3. Metal Frame Finish

Example:

Example: BWB-16-53-18, Bowen Bench, 16x63x18, HDPE Walnut Seat, Olive Green Frame

Notes & Tips

- * Assembly required
- * High gloss or low gloss clear coat not available on Bowen Bench

BOWEN OUTDOOR BENCH



BWB-16-41-RTR-18

BOWEN OUTDOOR BENCH

MODEL	HDPE
BWB-16-41-RTR-18	1400
BWB-16-53-RTR-18	1600
BWB-16-64-RTR-18	1800

Overall Height: 18" Overall Depth: 16"

Overall Length: BWB-16-41-RTR-18 41", BWB-16-53-RTR-18 53", BWB-16-64-RTR-18 64"

Shipping Weight/Chair: #



ABOUT THIS COLLECTION

The Brady Collection includes chairs, barstools, and backless barstools in both bar and counter height varieties.

STANDARD FEATURES

- Brazed, coped and sanded welds
- 1.25" Solid European Beech seat and back
- Fully Upholstered Seat available
- Nylon glides
- Steel seat tabs
- CAL 117 fire retardant upholstery materials
- C.O.M. yardage is for upholstered seat option, upholstered back is not available

PERSONALIZATION OPTIONS

- The table to the right explains all of the available options for the Brady Collection.

OPTIONS	PAGE	ADD TO LIST PRICE
Premium Metal Glides	-	\$8
Light Distressing on Wood Backs	11	\$18
Heavy Distressing on Wood Backs	11	\$18
Light Distressing on Wood Seats	11	\$18
Heavy Distressing on Wood Seats	11	\$18
Handhold Cut-Out in Backless Stools	12	\$80



250-11

BRADY CHAIR

WOOD SEAT & BACK

MODEL	WOOD
250-11	592

FULLY UPHOLSTERED SEAT & WOOD BACK

MODEL	COM	GRADE 1	GRADE 2	GRADE 3	GRADE 4	GRADE 5
250-31	581	626	637	648	659	670

Overall Height: 34" Seat Height: 18" Overall Depth: 20" Overall Width: 17"
 C.O.M.: .5 yd Shipping Weight/Chair: 21# No. Per Carton: 2



250CH-11

BRADY COUNTER STOOL

WOOD SEAT & BACK

MODEL	WOOD
250CH-11	683

FULLY UPHOLSTERED SEAT & WOOD BACK

MODEL	COM	GRADE 1	GRADE 2	GRADE 3	GRADE 4	GRADE 5
250CH-31	664	708	719	730	741	753

Overall Height: 37" Seat Height: 24" Overall Depth: 20" Overall Width: 17"
 C.O.M.: .5 yd Shipping Weight/Chair: 26# No. Per Carton: 1



250BS-11

BRADY BARSTOOL

WOOD SEAT & BACK

MODEL	WOOD
250BS-11	696

FULLY UPHOLSTERED SEAT & WOOD BACK

MODEL	COM	GRADE 1	GRADE 2	GRADE 3	GRADE 4	GRADE 5
250BS-31	680	724	735	746	757	768

Overall Height: 44" Seat Height: 30" Overall Depth: 21.24" Overall Width: 17"
 C.O.M.: .5 yd Shipping Weight/Chair: 27# No. Per Carton: 1



6250CH-10

BRADY BACKLESS COUNTER STOOL

WOOD SEAT

MODEL	WOOD
6250CH-10	524

FULLY UPHOLSTERED SEAT

MODEL	COM	GRADE 1	GRADE 2	GRADE 3	GRADE 4	GRADE 5
6250CH-30	508	531	537	543	549	555

Overall Height: 24" Seat Height: 24" Overall Depth: 16.2" Overall Width: 14"
 C.O.M.: .35 yd Shipping Weight/Chair: 18# No. Per Carton: 1



6250BS-10

BRADY BACKLESS BARSTOOL

WOOD SEAT

MODEL	WOOD
6250BS-10	538

FULLY UPHOLSTERED SEAT

MODEL	COM	GRADE 1	GRADE 2	GRADE 3	GRADE 4	GRADE 5
6250BS-30	522	546	551	557	563	569

Overall Height: 30" Seat Height: 30" Overall Depth: 17" Overall Width: 14"
 C.O.M.: .35 yd Shipping Weight/Chair: 21# No. Per Carton: 1



ABOUT THIS COLLECTION

The Felix Collection includes chairs and barstools, available in either a wood or laminate shell. Designed by John Kaloustian.

STANDARD FEATURES

- Two-piece formed plywood shell
- 14-gauge steel tube frame
- Upholstered options have 1.5" high resilience foam
- Available with wood or laminate shells
- Felix shell grommets are painted to match frame finish
- Nylon glides
- Technical Bulletin CAL 117 fire retardant upholstery materials are standard
- Chairs stack five high

PERSONALIZATION OPTIONS

- The table to the right explains all of the available options for the Felix Collection.
- Special laminate orders under 50 pc. are subject to a one time, \$350 NET set-up fee. For orders over 50 pc., call for quote.
- Cut-out back graphics and laser engraved graphics should not exceed 5" x 5". Minimum orders of 10 or more. Cut-out orders less than 10, call for quote.
- Upholstery options are available in either Fully Upholstered (FU) or Partially Upholstered (PU). Please work with your Account Manager on pricing.

OPTIONS	PAGE	ADD TO LIST PRICE
Reduce Barstool Seat Height to 24"	-	\$10
Premium Metal Glides	-	\$3
Cut-Out Design	12	\$80
Engraved Back	12	\$30/Side

LAMINATE OPTIONS

Laminate shell pricing includes select standard laminates from Formica and Wilsonart, listed on chart directly below. These select standard laminates are readily available and in stock by our supplier.

Formica	Style Number	Wilsonart	Style Number
White	949-58	Beige	1530-60
Antique White	932-58	Black	1595-60
Natural Birch	7481-58	Designer White	D354-60
Fog	961-58	Dove Grey	D92-60
Storm	912-58	Fashion Grey	D381-60
Acajou Mahogany	7008-43	Natural Almond	D30-60
Amber Maple	7012-58	Frosty White	1573-60
Natural Maple	756-58	Grey	1500-60
Natural Oak	346-58	Haze	D97-60
Select Cherry	7759-43	Khaki Brown	D50-60
Wild Cherry	5904-58	Northsea	D90-60
		Pepperdust	D327-60
		Slate Grey	D91-60
		Wallaby	D439-60
		Amber Cherry	7919K-78
		Bannister Oak	7806-60
		Kensington Maple	10776-60
		Manitoba Maple	7911-60
		Natural Pear	7061-60
		Wild Cherry	7054-60

Please note, orders for fewer than 10-like shells will have an \$85.00 set-up charge. We do accept special laminates. If laminates are chosen that are outside our selected standards, please keep these guidelines in mind:

- Pricing and lead times will vary depending on laminate chosen – call for quote
- Laminate needs to be vertical grade
- Sheets available in 5' x 12' size will have the best yield
- Cannot use High Gloss Laminates
- If you choose a patterned laminate, please note that the pattern consistency will vary from shell to shell



FELIX WOOD CHAIR

WOOD							
MODEL	WOOD						
990-11	709						
WOOD – PARTIALLY UPHOLSTERED SEAT							
MODEL	YARDAGE	COM	GRADE 1	GRADE 2	GRADE 3	GRADE 4	GRADE 5
990-21	0.75	788	839	852	864	877	890
WOOD – PARTIALLY UPHOLSTERED SEAT & BACK							
MODEL	YARDAGE	COM	GRADE 1	GRADE 2	GRADE 3	GRADE 4	GRADE 5
990-22	1.25	894	979	1000	1021	1043	1064

Overall Height: 33" Seat Height: 18" Overall Depth: 20" Overall Width: 20"
 Shipping Weight/Chair: 22# No. Per Carton: 2



FELIX WOOD BARSTOOL

WOOD							
MODEL	WOOD						
990BS-11	879						
WOOD – PARTIALLY UPHOLSTERED SEAT							
MODEL	YARDAGE	COM	GRADE 1	GRADE 2	GRADE 3	GRADE 4	GRADE 5
990BS-21	0.75	865	916	929	942	954	967
WOOD – PARTIALLY UPHOLSTERED SEAT & BACK							
MODEL	YARDAGE	COM	GRADE 1	GRADE 2	GRADE 3	GRADE 4	GRADE 5
990BS-22	1.25	971	1056	1077	1099	1120	1141

Overall Height: 45" Seat Height: 30" Overall Depth: 20" Overall Width: 20"
 Shipping Weight/Chair: 30# No. Per Carton: 1



FELIX LAMINATE CHAIR

LAMINATE							
MODEL	LAMINATE						
991-44	802						
LAMINATE – PARTIALLY UPHOLSTERED SEAT							
MODEL	YARDAGE	COM	GRADE 1	GRADE 2	GRADE 3	GRADE 4	GRADE 5
991-54	0.75	880	931	943	956	969	981
LAMINATE – PARTIALLY UPHOLSTERED SEAT & BACK							
MODEL	YARDAGE	COM	GRADE 1	GRADE 2	GRADE 3	GRADE 4	GRADE 5
991-22	1.25	989	1074	1095	1116	1137	1159

Overall Height: 33" Seat Height: 18" Overall Depth: 20" Overall Width: 20"
 Shipping Weight/Chair: 22# No. Per Carton: 2



FELIX LAMINATE BARSTOOL

LAMINATE							
MODEL	LAMINATE						
991BS-44	880						
LAMINATE – PARTIALLY UPHOLSTERED SEAT							
MODEL	YARDAGE	COM	GRADE 1	GRADE 2	GRADE 3	GRADE 4	GRADE 5
991BS-54	0.75	956	1007	1020	1032	1045	1058
LAMINATE – PARTIALLY UPHOLSTERED SEAT & BACK							
MODEL	YARDAGE	COM	GRADE 1	GRADE 2	GRADE 3	GRADE 4	GRADE 5
991BS-22	1.25	1066	1151	1172	1193	1215	1236

Overall Height: 45" Seat Height: 30" Overall Depth: 22" Overall Width: 20"
 Shipping Weight/Chair: 30# No. Per Carton: 1

FELIX JR. COLLECTION



ABOUT THIS COLLECTION

The Felix Jr. Collection is a slightly smaller, one-piece shell version of the original Felix Collection. Felix Jr. has a steel frame and legs and is available in both wood and laminate shells. The chairs stack five high.

STANDARD FEATURES

- One-piece formed plywood shell
- 14-gauge steel tube frame
- Upholstered options have 1.5" high resilience foam
- Available with wood or laminate shells
- Nylon glides
- Technical Bulletin CAL 117 fire retardant upholstery materials are standard
- Chairs stack five high

PERSONALIZATION OPTIONS

- The table to the right explains all of the available options for the Felix Jr. Collection.
- Special laminate orders under 50 pc. are subject to a one time, \$350 NET set-up fee. For orders over 50 pc., call for quote.
- Call factory for custom cut-outs and custom engraving.

OPTIONS

OPTIONS	PAGE	ADD TO LIST PRICE
Reduce Barstool Seat Height to 24"	-	\$10
Premium Metal Glides	-	\$3
Signature Felix "Smile"	-	\$80
Engraved Back	12	\$30/Side

UPHOLSTERY OPTIONS



20 or 50: Upholstered Seat

LAMINATE OPTIONS

Laminate shell pricing includes select standard laminates from Formica and Wilsonart, listed on chart directly below. These select standard laminates are readily available and in stock by our supplier.

Formica	Style Number	Wilsonart	Style Number
White	949-58	Beige	1530-60
Antique White	932-58	Black	1595-60
Natural Birch	7481-58	Designer White	D354-60
Fog	961-58	Dove Grey	D92-60
Storm	912-58	Fashion Grey	D381-60
Acajou Mahogany	7008-43	Natural Almond	D30-60
Amber Maple	7012-58	Frosty White	1573-60
Natural Maple	756-58	Grey	1500-60
Natural Oak	346-58	Haze	D97-60
Select Cherry	7759-43	Khaki Brown	D50-60
Wild Cherry	5904-58	Northsea	D90-60
		Pepperdust	D327-60
		Slate Grey	D91-60
		Wallaby	D439-60
		Amber Cherry	7919K-78
		Bannister Oak	7806-60
		Kensington Maple	10776-60
		Manitoba Maple	7911-60
		Natural Pear	7061-60
		Wild Cherry	7054-60

Please note, orders for fewer than 10-like shells will have an \$85.00 set-up charge. We do accept special laminates. If laminates are chosen that are outside our selected standards, please keep these guidelines in mind:

- Pricing and lead times will vary depending on laminate chosen – call for quote
- Laminate needs to be vertical grade
- Sheets available in 5' x 12' size will have the best yield
- Cannot use High Gloss Laminates
- If you choose a patterned laminate, please note that the pattern consistency will vary from shell to shell



FELIX JR. CHAIR

WOOD							
MODEL	WOOD						
992-10	510						
WOOD – UPHOLSTERED SEAT							
MODEL	YARDAGE	COM	GRADE 1	GRADE 2	GRADE 3	GRADE 4	GRADE 5
992-20	0.45	648	678	686	694	701	709

Overall Height: 32" Seat Height: 19" Overall Depth: 21" Overall Width: 20"
 Shipping Weight/Chair: 14.5# No. Per Carton: 2



FELIX JR. BARSTOOL

WOOD							
MODEL	WOOD						
992BS-10	588						
WOOD – UPHOLSTERED SEAT							
MODEL	YARDAGE	COM	GRADE 1	GRADE 2	GRADE 3	GRADE 4	GRADE 5
992BS-20	0.45	723	754	761	769	777	784

Overall Height: 44" Seat Height: 30" Overall Depth: 21" Overall Width: 18"
 Shipping Weight/Chair: 18.5# No. Per Carton: 1



FELIX JR. CHAIR

LAMINATE							
MODEL	LAMINATE						
993-40	613						
LAMINATE – UPHOLSTERED SEAT							
MODEL	YARDAGE	COM	GRADE 1	GRADE 2	GRADE 3	GRADE 4	GRADE 5
993-50	0.45	750	780	788	796	803	811

Overall Height: 32" Seat Height: 19" Overall Depth: 21" Overall Width: 20"
 Shipping Weight/Chair: 14.5# No. Per Carton: 2



FELIX JR. BARSTOOL

LAMINATE							
MODEL	LAMINATE						
993BS-40	692						
LAMINATE – UPHOLSTERED SEAT							
MODEL	YARDAGE	COM	GRADE 1	GRADE 2	GRADE 3	GRADE 4	GRADE 5
993BS-50	0.45	827	858	865	873	881	888

Overall Height: 44" Seat Height: 30" Overall Depth: 21" Overall Width: 18"
 Shipping Weight/Chair: 18.5# No. Per Carton: 1



ABOUT THIS COLLECTION

The Ferdinand Collection includes a chair, counter height stool, and a barstool. This seating collection features a tubular steel frame with multiple upholstery options.

STANDARD FEATURES

- 1" tubular steel frame
- Available as all wood or with multiple upholstery variations
- Fully Upholstered seat features 1/2" foam (no wood edge is exposed)
- Fully Upholstered back features 1/2" foam (no wood edge is exposed)
- CAL 117 fire resistant upholstery materials
- Stainless steel footrest protector on counter and barstools
- Polyurethane half dome glides

PERSONALIZATION OPTIONS

- Upholstery options are available.

OPTIONS	PAGE	ADD TO LIST PRICE
Light Distressing on Wood Backs	11	\$18
Heavy Distressing on Wood Backs	11	\$18
Light Distressing on Wood Seats	11	\$18
Heavy Distressing on Wood Seats	11	\$18
CAL 133	11	Call for Quote

UPHOLSTERY OPTIONS



Fully Upholstered Seat and Back



Fully Upholstered Seat and Wood Back



728-33

FERDINAND CHAIR

WOOD SEAT AND BACK

MODEL WOOD

728-11 636

UPHOLSTERED SEAT AND WOOD BACK

MODEL	YARDAGE	COM	GRADE 1	GRADE 2	GRADE 3	GRADE 4	GRADE 5
728-31	0.75	696	747	760	772	785	798

UPHOLSTERED SEAT AND BACK

MODEL	YARDAGE	COM	GRADE 1	GRADE 2	GRADE 3	GRADE 4	GRADE 5
728-33	1.75	815	934	964	993	1023	1053

Overall Height: 30" Overall Depth: 21.5" Overall Width: 20" No. Per Carton: 1

Seat Height: 19"

Shipping Weight/Chair: 728-11 16.4#, 728-33 18.0#



728CH-11

FERDINAND COUNTER STOOL

WOOD SEAT AND BACK

MODEL WOOD

728CH-11 702

UPHOLSTERED SEAT AND WOOD BACK

MODEL	YARDAGE	COM	GRADE 1	GRADE 2	GRADE 3	GRADE 4	GRADE 5
728CH-31	0.75	763	814	827	839	852	865

UPHOLSTERED SEAT AND BACK

MODEL	YARDAGE	COM	GRADE 1	GRADE 2	GRADE 3	GRADE 4	GRADE 5
728CH-33	1.75	870	989	1019	1048	1078	1108

Overall Height: 32.3" Overall Depth: 20.9" Overall Width: 19" No. Per Carton: 1

Seat Height: 24"

Shipping Weight/Chair: 728CH-11 18.4#, 728CH-33 20.0#



728BS-11

FERDINAND BARSTOOL

WOOD SEAT AND BACK

MODEL WOOD

728BS-11 690

UPHOLSTERED SEAT AND WOOD BACK

MODEL	YARDAGE	COM	GRADE 1	GRADE 2	GRADE 3	GRADE 4	GRADE 5
728BS-31	0.75	750	801	814	826	839	852

UPHOLSTERED SEAT AND BACK

MODEL	YARDAGE	COM	GRADE 1	GRADE 2	GRADE 3	GRADE 4	GRADE 5
728BS-33	1.75	857	976	1006	1035	1065	1095

Overall Height: 38.25" Overall Depth: 21.8" Overall Width: 19" No. Per Carton: 1

Seat Height: 30"

Shipping Weight/Chair: 728BS-11 19.4#, 728BS-33 21.0#



ABOUT THIS COLLECTION

The Full Hurdle Collection includes a chair, a counter stool, and a barstool. This steel seating collection features steel frame and legs with a formed plywood shell seat.

STANDARD FEATURES

- Steel frame and legs
- Plywood shell
- Available as all wood chair or fully upholstered variation
- Upholstered model features .5" thick foam on seat
- Technical Bulletin CAL 117 fire retardant upholstery
- Stainless steel footrest protector on counter and barstools
- Plastic carpet glides

PERSONALIZATION OPTIONS

- The table to the right explains all of the available options for the Full Hurdle Collection.
- Fabrics must be approved by Grand Rapids Chair Co to ensure it will work with our products properly and meet quality standards.

OPTIONS	PAGE	ADD TO LIST PRICE
CAL 133	11	Call for Quote



332-10

FULL HURDLE CHAIR

WOOD SHELL

MODEL	WOOD
332-10	674

FULLY UPHOLSTERED SHELL

MODEL	YARDAGE	COM	GRADE 1	GRADE 2	GRADE 3	GRADE 4	GRADE 5
332-30	1.25	752	836	858	879	900	921

Overall Height: 31.28" Overall Depth: 20.5" Overall Width: 20.5" No. Per Carton: 2
 Shell Height: 18" Width Between Arms: 17"
 Shipping Weight/Chair: 23#



332CH-10

FULL HURDLE COUNTER STOOL

WOOD SHELL

MODEL	WOOD
332CH-10	794

FULLY UPHOLSTERED SHELL

MODEL	YARDAGE	COM	GRADE 1	GRADE 2	GRADE 3	GRADE 4	GRADE 5
332CH-30	1.25	865	950	971	993	1014	1035

Overall Height: 38.28" Overall Depth: 20.5" Overall Width: 20.7" No. Per Carton: 1
 Shell Height: 24" Width Between Arms: 17"
 Shipping Weight/Chair: 22#



332BS-10

FULL HURDLE BARSTOOL

WOOD SHELL

MODEL	WOOD
332BS-10	808

FULLY UPHOLSTERED SHELL

MODEL	YARDAGE	COM	GRADE 1	GRADE 2	GRADE 3	GRADE 4	GRADE 5
332BS-30	1.25	879	963	985	1006	1027	1048

Overall Height: 44.28" Overall Depth: 20.5" Overall Width: 20.7" No. Per Carton: 1
 Shell Height: 30" Width Between Arms: 17"
 Shipping Weight/Chair: 24#



ABOUT THIS COLLECTION

The Harper Collection includes a chair, counter height stool, barstool, and a lounge. Harper features multiple types of bases including an X-base, four-leg base and an A-frame stacker. This collection also features partially upholstered or fully wrapped upholstery, on either wood or laminate shells.

STANDARD FEATURES

- Steel tube frame
- Available in wood or laminate shells
- Technical Bulletin CAL 117 fire retardant upholstery materials
- Upholstered models feature 1/2" thick foam
- 272 models stack four high
- Premium plastic glides used on models 271, 272, 271CH, and 271BS
- Standard Nylon sled glides used on models 270, 273, 270CH, and 270BS

PERSONALIZATION OPTIONS

- The table to the right explains all of the available options for the Harper Collection.
- Textured finishes are not suggested for stacking chairs.
- Cut-out back graphics and laser engraved graphics should not exceed 6" x 6". Minimum quantity required of 10 units.
- Call for extended lead time on fully upholstered Harper models if order quantity is over 20 pcs. Options are available to offer Fully Upholstered (FU) or Partially Upholstered (PU). Please work with your Account Manager on pricing.
- Fabrics must be approved by Grand Rapids Chair Co to ensure it will work with our products properly and meet quality standards.

OPTIONS

OPTIONS	PAGE	ADD TO LIST PRICE
CAL 133	11	Call for Quote
Cut-Out Design	12	\$80
Engraved Back	12	\$30/Side

UPHOLSTERY OPTIONS



20 or 50 Partially Upholstered



30 Fully Upholstered

LAMINATE OPTIONS

Laminate shell pricing includes select standard laminates from Formica and Wilsonart, listed on chart directly below. These select standard laminates are readily available and in stock by our supplier.

Formica	Style Number	Wilsonart	Style Number
White	949-58	Beige	1530-60
Antique White	932-58	Black	1595-60
Natural Birch	7481-58	Designer White	D354-60
Fog	961-58	Dove Grey	D92-60
Storm	912-58	Fashion Grey	D381-60
Acajou Mahogany	7008-43	Natural Almond	D30-60
Amber Maple	7012-58	Frosty White	1573-60
Natural Maple	756-58	Grey	1500-60
Natural Oak	346-58	Haze	D97-60
Select Cherry	7759-43	Khaki Brown	D50-60
Wild Cherry	5904-58	Northsea	D90-60
		Pepperdust	D327-60
		Slate Grey	D91-60
		Wallaby	D439-60
		Amber Cherry	7919K-78
		Bannister Oak	7806-60
		Kensington Maple	10776-60
		Manitoba Maple	7911-60
		Natural Pear	7061-60
		Wild Cherry	7054-60

Please note, orders for fewer than 10-like shells will have an \$85.00 set-up charge. We do accept special laminates. If laminates are chosen that are outside our selected standards, please keep these guidelines in mind:

- Pricing and lead times will vary depending on laminate chosen – call for quote
- Laminate needs to be vertical grade
- Sheets available in 5' x 12' size will have the best yield
- Cannot use High Gloss Laminates
- If you choose a patterned laminate, please note that the pattern consistency will vary from shell to shell



270

HARPER CHAIR — X-BASE

WOOD							
MODEL	WOOD						
270-10	663						
WOOD – PARTIALLY UPHOLSTERED							
MODEL	YARDAGE	COM	GRADE 1	GRADE 2	GRADE 3	GRADE 4	GRADE 5
270-20	0.4	735	763	769	776	783	790
FULLY UPHOLSTERED							
MODEL	YARDAGE	COM	GRADE 1	GRADE 2	GRADE 3	GRADE 4	GRADE 5
270-30	1.0	952	1020	1037	1054	1071	1088
LAMINATE							
MODEL	LAMINATE						
270-40	749						
LAMINATE – PARTIALLY UPHOLSTERED							
MODEL	YARDAGE	COM	GRADE 1	GRADE 2	GRADE 3	GRADE 4	GRADE 5
270-50	0.4	821	848	855	862	868	875

Overall Height: 31.52" Overall Depth: 20.38" Overall Width: 17.33" No. Per Carton: 2
 Seat Height: 270-10 18.8", 270-20 19.5", 270-30 19.5", 270-40 18.8", 270-50 19.5"
 Shipping Weight/Chair: 270-10 32.64#, 270-20 35.4#, 270-30 37#, 270-40 32.64#, 270-50 35.4#



270CH

HARPER COUNTER HEIGHT STOOL — X-BASE

WOOD							
MODEL	WOOD						
270CH-10	721						
WOOD – PARTIALLY UPHOLSTERED							
MODEL	YARDAGE	COM	GRADE 1	GRADE 2	GRADE 3	GRADE 4	GRADE 5
270CH-20	0.4	793	820	827	834	841	847
FULLY UPHOLSTERED							
MODEL	YARDAGE	COM	GRADE 1	GRADE 2	GRADE 3	GRADE 4	GRADE 5
270CH-30	0.8	1010	1065	1078	1092	1106	1119
LAMINATE							
MODEL	LAMINATE						
270CH-40	808						
LAMINATE – PARTIALLY UPHOLSTERED							
MODEL	YARDAGE	COM	GRADE 1	GRADE 2	GRADE 3	GRADE 4	GRADE 5
270CH-50	0.4	893	920	927	934	941	947

Overall Height: 33.21" Overall Depth: 17.88" Overall Width: 16.07" No. Per Carton: 1
 Seat Height: 270CH-10 25.98", 270CH-20 26.62", 270CH-30 26.62", 270CH-40 25.89", 270CH-50 26.62"
 Shipping Weight/Chair: 270CH-10 18.4#, 270CH-20 19.35#, 270CH-30 20#, 270CH-40 18.4#, 270CH-50 19.35#



270BS

HARPER BAR HEIGHT STOOL — X-BASE

WOOD							
MODEL	WOOD						
270BS-10	735						
WOOD – PARTIALLY UPHOLSTERED							
MODEL	YARDAGE	COM	GRADE 1	GRADE 2	GRADE 3	GRADE 4	GRADE 5
270BS-20	0.4	808	835	841	848	855	862
FULLY UPHOLSTERED							
MODEL	YARDAGE	COM	GRADE 1	GRADE 2	GRADE 3	GRADE 4	GRADE 5
270BS-30	0.8	1024	1078	1092	1105	1119	1132
LAMINATE							
MODEL	LAMINATE						
270BS-40	821						
LAMINATE – PARTIALLY UPHOLSTERED							
MODEL	YARDAGE	COM	GRADE 1	GRADE 2	GRADE 3	GRADE 4	GRADE 5
270BS-50	0.4	893	920	927	934	941	947

Overall Height: 34.9" Overall Depth: 16.8" Overall Width: 16.02" No. Per Carton: 1

Seat Height: 270BS-10 30.2", 270BS-20 31.13", 270BS-30 31.13", 270BS-40 30.47", 270BS-50 31.13"

Shipping Weight/Chair: 270BS-10 18.22#, 270BS-20 20.58#, 270BS-30 21.5#, 270BS-40 18.22#, 270BS-50 20.58#



271

HARPER CHAIR — 4-LEG

WOOD							
MODEL	WOOD						
271-10	591						
WOOD – PARTIALLY UPHOLSTERED							
MODEL	YARDAGE	COM	GRADE 1	GRADE 2	GRADE 3	GRADE 4	GRADE 5
271-20	0.4	663	690	697	704	711	718
FULLY UPHOLSTERED							
MODEL	YARDAGE	COM	GRADE 1	GRADE 2	GRADE 3	GRADE 4	GRADE 5
271-30	1.0	880	948	965	981	998	1015
LAMINATE							
MODEL	LAMINATE						
271-40	677						
LAMINATE – PARTIALLY UPHOLSTERED							
MODEL	YARDAGE	COM	GRADE 1	GRADE 2	GRADE 3	GRADE 4	GRADE 5
271-50	0.4	749	776	783	790	796	803

Overall Height: 31.82" Overall Depth: 20.38" Overall Width: 17.29" No. Per Carton: 2

Seat Height: 271-10 19.09", 271-20 19.66", 271-30 19.66", 271-40 19.09", 271-50 19.66"

Shipping Weight/Chair: 271-10 31.58#, 271-20 34.14#, 271-30 36#, 271-40 31.58#, 271-50 34.14#



271CH

HARPER COUNTER HEIGHT STOOL — 4-LEG

WOOD							
MODEL	WOOD						
271CH-10	649						
WOOD – PARTIALLY UPHOLSTERED							
MODEL	YARDAGE	COM	GRADE 1	GRADE 2	GRADE 3	GRADE 4	GRADE 5
271CH-20	0.4	721	748	755	762	769	775
FULLY UPHOLSTERED							
MODEL	YARDAGE	COM	GRADE 1	GRADE 2	GRADE 3	GRADE 4	GRADE 5
271CH-30	0.8	938	993	1006	1020	1033	1047
LAMINATE							
MODEL	LAMINATE						
271CH-40	735						
LAMINATE – PARTIALLY UPHOLSTERED							
MODEL	YARDAGE	COM	GRADE 1	GRADE 2	GRADE 3	GRADE 4	GRADE 5
271CH-50	0.4	808	835	841	848	855	862

Overall Height: 33.45" Overall Depth: 17.27" Overall Width: 16.2" No. Per Carton: 1
 Seat Height: 271CH-10 26.12", 271CH-20 26.81", 271CH-30 26.81", 271CH-40 26.12", 271CH-50 26.81"
 Shipping Weight/Chair: 271CH-10 19.46#, 271CH-20 20.3#, 271CH-30 21#, 271CH-40 19.46#, 271CH-50 20.3#



271BS

HARPER BAR HEIGHT STOOL — 4-LEG

WOOD							
MODEL	WOOD						
271BS-10	663						
WOOD – PARTIALLY UPHOLSTERED							
MODEL	YARDAGE	COM	GRADE 1	GRADE 2	GRADE 3	GRADE 4	GRADE 5
271BS-20	0.4	735	763	769	776	783	790
FULLY UPHOLSTERED							
MODEL	YARDAGE	COM	GRADE 1	GRADE 2	GRADE 3	GRADE 4	GRADE 5
271BS-30	0.8	952	1006	1020	1033	1047	1060
LAMINATE							
MODEL	LAMINATE						
271BS-40	749						
LAMINATE – PARTIALLY UPHOLSTERED							
MODEL	YARDAGE	COM	GRADE 1	GRADE 2	GRADE 3	GRADE 4	GRADE 5
271BS-50	0.4	821	848	855	862	868	875

Overall Height: 34.12" Overall Depth: 16.24" Overall Width: 16.52" No. Per Carton: 1
 Seat Height: 271BS-10 30.63", 271BS-20 31.11", 271BS-30 31.11", 271BS-40 30.63", 271BS-50 31.11"
 Shipping Weight/Chair: 271BS-10 18.77#, 271BS-20 20.96#, 271BS-30 21.5#, 271BS-40 18.77#, 271BS-50 20.96#



272

HARPER CHAIR — STACKER

WOOD							
MODEL	WOOD						
272-10	562						
WOOD – PARTIALLY UPHOLSTERED							
MODEL	YARDAGE	COM	GRADE 1	GRADE 2	GRADE 3	GRADE 4	GRADE 5
272-20	0.4	633	661	667	674	681	688
FULLY UPHOLSTERED							
MODEL	YARDAGE	COM	GRADE 1	GRADE 2	GRADE 3	GRADE 4	GRADE 5
272-30	1.0	852	920	937	954	971	988
LAMINATE							
MODEL	LAMINATE						
272-40	649						
LAMINATE – PARTIALLY UPHOLSTERED							
MODEL	YARDAGE	COM	GRADE 1	GRADE 2	GRADE 3	GRADE 4	GRADE 5
272-50	0.4	721	748	755	762	769	775

Overall Height: 31.69" Overall Depth: 20.36" Overall Width: 22.38" No. Per Carton: 2

Seat Height: 272-10 18.84", 272-20 19.6", 272-30 19.6", 272-40 18.84", 272-50 19.6"

Shipping Weight/Chair: 272-10 36#, 272-20 38.48#, 272-30 40#, 272-40 36#, 272-50 38.48#



273

HARPER LOUNGE CHAIR

WOOD							
MODEL	WOOD						
273-10	808						
WOOD – PARTIALLY UPHOLSTERED							
MODEL	YARDAGE	COM	GRADE 1	GRADE 2	GRADE 3	GRADE 4	GRADE 5
273-20	0.5	989	1023	1031	1040	1048	1057
FULLY UPHOLSTERED							
MODEL	YARDAGE	COM	GRADE 1	GRADE 2	GRADE 3	GRADE 4	GRADE 5
273-30	2.3	1168	1324	1363	1402	1441	1480
LAMINATE							
MODEL	LAMINATE						
273-40	893						
LAMINATE – PARTIALLY UPHOLSTERED							
MODEL	YARDAGE	COM	GRADE 1	GRADE 2	GRADE 3	GRADE 4	GRADE 5
273-50	0.5	965	999	1008	1016	1025	1033

Overall Height: 31.32" Overall Depth: 27.35" Overall Width: 25.58" No. Per Carton: 1

Seat Height: 273-10 15.62", 273-20 17", 273-30 17", 273-40 15.62", 273-50 17"

Shipping Weight/Chair: 273-10 23.22#, 273-20 25.77#, 273-30 26.5#, 273-40 23.22#, 273-50 25.77#



ABOUT THIS COLLECTION

The Hula Collection features an outdoor chair, counter stool, and barstool.

STANDARD FEATURES

- 5/8" round, 12-gauge steel tube frame
- Power coated perforated steel seat and back
- Plastic glides
- Chair stacks 4 high

PERSONALIZATION OPTIONS

- High gloss and low gloss clear coat not available on Hula Seating Collection.



845-66

HULA CHAIR

MODEL	\$LIST PRICE
-------	--------------

845-66	503
--------	-----

Overall Height: 28.5" Seat Height: 18" Overall Depth: 20.9" Overall Width: 20.3"
Shipping Weight/Chair: 18.4# No. Per Carton: 4



845CH-66

HULA COUNTER STOOL

MODEL	\$LIST PRICE
-------	--------------

845CH-66	690
----------	-----

Overall Height: 35" Seat Height: 24" Overall Depth: 20.2" Overall Width: 19.3"
Shipping Weight/Chair: 20# No. Per Carton: 1



845BS-66

HULA BARSTOOL

MODEL	\$LIST PRICE
-------	--------------

845BS-66	680
----------	-----

Overall Height: 41" Seat Height: 30" Overall Depth: 20.2" Overall Width: 19.3"
Shipping Weight/Chair: 24# No. Per Carton: 1



ABOUT THIS COLLECTION

The Hurdle Collection includes a chair, a dining-height stool, a counter height stool and barstool. Designed by Dowel Jones.

STANDARD FEATURES

- 7/8" round tube, 14-gauge steel frame
- Flat seat made of 1" solid wood
- Species: White Oak in natural finish (other finishes not available)
- Plastic glides

PERSONALIZATION OPTIONS

- The table to the right explains all of the available options for the Hurdle Collection.



330

HURDLE STOOL

MODEL	WOOD
330-10	461

Overall Height: 18.5" Seat Height: 18.5" Overall Depth: 15" Overall Width: 17"
 Shipping Weight/Chair: 13# No. Per Carton: 2



330CH

HURDLE COUNTER STOOL

MODEL	WOOD
330CH-10	531

Overall Height: 24" Seat Height: 24" Overall Depth: 15" Overall Width: 17"
 Shipping Weight/Chair: 17# No. Per Carton: 1



330BS

HURDLE BARSTOOL

MODEL	WOOD
330BS-10	539

Overall Height: 30" Seat Height: 30" Overall Depth: 17.5" Overall Width: 17"
 Shipping Weight/Chair: 18# No. Per Carton: 1



331

HALF HURDLE CHAIR

MODEL	WOOD
331-10	503

Overall Height: 22.25" Seat Height: 18" Overall Depth: 20.5" Overall Width: 20.5"
 Shipping Weight/Chair: 23.5# No. Per Carton: 1



331CH

HALF HURDLE COUNTER STOOL

MODEL	WOOD
331CH-10	707

Overall Height: 28.3" Seat Height: 24" Overall Depth: 20.5" Overall Width: 20.7"
 Shipping Weight/Chair: 20.3# No. Per Carton: 1



331BS

HALF HURDLE BARSTOOL

MODEL	WOOD
331BS-10	674

Overall Height: 34.3" Seat Height: 30" Overall Depth: 20.5" Overall Width: 20.7"
 Shipping Weight/Chair: 22.3# No. Per Carton: 1



ABOUT THIS COLLECTION

The Ladder Back Collection includes chairs, barstools, and swivel barstools.

STANDARD FEATURES

- 1.25" round metal tube
- Upholstered or wood seats available
- Wood seats made of 1" saddled ply
- Upholstered models features 2" of high resilience foam
- Technical Bulletin CAL 117 fire retardant upholstery materials
- Nylon glides

PERSONALIZATION OPTIONS

- The table to the right explains all of the available options for the Ladder Back Collection.

OPTIONS	PAGE	ADD TO LIST PRICE
Webbed Seat Construction	11	\$8
Reduce Barstool Seat Height to 24"	-	\$10
CAL 133	11	Call for Quote
Swivel Barstool Seat Height Available Up to 36" High	-	\$80
Premium Metal Glides	-	\$3
Light Distressing on Wood Seats	11	\$18
Heavy Distressing on Wood Seats	11	\$18



105

LADDER BACK CHAIR

WOOD SEAT & STEEL BACK

MODEL WOOD

105-16 407

FULLY UPHOLSTERED SEAT & STEEL BACK

MODEL	YARDAGE	COM	GRADE 1	GRADE 2	GRADE 3	GRADE 4	GRADE 5
105-36	0.45	349	379	387	395	403	411

Overall Height: 31.75" Seat Height: 17.75" Overall Depth: 19.25" Overall Width: 16.25"

C.O.M.: .45 yd Shipping Weight/Chair: 24# No. Per Carton: 2



105BS

LADDER BACK BARSTOOL

WOOD SEAT & STEEL BACK

MODEL WOOD

105BS-16 519

FULLY UPHOLSTERED SEAT & STEEL BACK

MODEL	YARDAGE	COM	GRADE 1	GRADE 2	GRADE 3	GRADE 4	GRADE 5
105BS-36	0.45	459	490	498	506	514	522

Overall Height: 44" Seat Height: 29.75" Overall Depth: 18.75" Overall Width: 16.25"

C.O.M.: .45 yd Shipping Weight/Chair: 30# No. Per Carton: 1



6105BS

LADDER BACK SWIVEL BARSTOOL

WOOD SEAT & STEEL BACK

MODEL WOOD

6105BS-16 717

FULLY UPHOLSTERED SEAT & STEEL BACK

MODEL	YARDAGE	COM	GRADE 1	GRADE 2	GRADE 3	GRADE 4	GRADE 5
6105BS-36	0.45	659	690	697	705	713	720

Overall Height: 45" Seat Height: 28.5" Overall Depth: 20" Overall Width: 16.25"

C.O.M.: .45 yd Shipping Weight/Chair: 46# No. Per Carton: 1



ABOUT THIS COLLECTION

The Leo Chair is made with steel tubing, featuring a slightly arched steel back, legs, and frame.

STANDARD FEATURES

- Steel dowel legs
- Armless
- Wood or upholstered seat available
- Metal glide

PERSONALIZATION OPTIONS

- The table to the right explains all of the available options for the Leo Collection.

OPTIONS	PAGE	ADD TO LIST PRICE
CAL 133	11	Call for Quote



725

LEO CHAIR

MODEL	WOOD	COM	GRADE 1	GRADE 2	GRADE 3	GRADE 4	GRADE 5
725	641	693	761	778	795	812	829

Overall Height: 32" Seat Height: 18" Overall Depth: 20" Overall Width: 21"

C.O.M.: 1.0 yd Shipping Weight/Chair: 15# No. Per Carton: 2



ABOUT THIS COLLECTION

The Mama Melissa 571 Collection includes chairs, barstools, swivel barstools, and fixed seating that are slightly larger than our original Melissa Anne Collection.

STANDARD FEATURES

- Ladder back design
- 1.25" metal square tube frame
- Available with wood or upholstered seat
- Wood seats made of 1" saddled ply
- Upholstered models feature 2" high resilience foam
- Nylon glides
- Technical Bulletin CAL 117 fire retardant upholstery materials are standard

PERSONALIZATION OPTIONS

- The table to the right explains all of the available options for the Mama Melissa 571 Collection.
- Please note for counter seat, model numbers with 3000 denote core-drilled mounts and model numbers with 4000 denote bolt-down mounts. Floor-mounting hardware and installation instructions are not included.
- Series 3000/4000 comes with 120 degree return swivel.
- Core Drill Base – Base is inserted into a hole and cemented or grouted in permanently. Please consult your architect or general contractor about installation.
- Bolt Down Base – Base is secured to the floor with bolts (not included). Please consult your architect or general contractor about installation.

OPTIONS

OPTIONS	PAGE	ADD TO LIST PRICE
Webbed Seat Construction	11	\$8
CAL 133	11	Call for Quote
Premium Metal Glides	-	\$3
Reduce Barstool Seat Height to 24"	-	\$10
Light Distressing on Wood Seats	11	\$18
Heavy Distressing on Wood Seats	11	\$18
Fixed Seating 19" Diameter Foot Ring on Counter Height Seat	-	\$65
Fixed Seating 19" Diameter Foot Ring on Bar Height Seat	-	\$65



571

MAMA MELISSA CHAIR

MODEL	WOOD	COM	GRADE 1	GRADE 2	GRADE 3	GRADE 4	GRADE 5
571	467	407	454	466	478	490	502

Overall Height: 36" Seat Height: 19" Overall Depth: 22" Overall Width: 19"

C.O.M.: .7 yd Shipping Weight/Chair: 30# No. Per Carton: 2



571BS

MAMA MELISSA BARSTOOL

MODEL	WOOD	COM	GRADE 1	GRADE 2	GRADE 3	GRADE 4	GRADE 5
571BS	583	525	573	585	597	608	620

Overall Height: 46.5" Seat Height: 30" Overall Depth: 20.25" Overall Width: 19.25"

C.O.M.: .7 yd Shipping Weight/Chair: 35# No. Per Carton: 1



ABOUT THIS COLLECTION

The Mama Melissa 574 Collection includes chairs, barstools, and swivel barstools that are slightly larger than our original Melissa Anne Collection.

STANDARD FEATURES

- Wood back design with space for custom engraving or cut-out available
- Upholstered back design also available
- 1.25" metal square tube frame
- Available with wood or upholstered seat
- Wood seats made of 1" saddled ply
- Upholstered models feature 2" high resilience foam
- Nylon glides
- Technical Bulletin CAL 117 fire retardant upholstery materials are standard

PERSONALIZATION OPTIONS

- The table to the right explains all of the available options for the Mama Melissa 574 Collection.
- Cut-out back graphics and laser engraved graphics should not exceed 6" x 6". Minimum quantity required of 10 units.

OPTIONS	PAGE	ADD TO LIST PRICE
Webbed Seat Construction	11	\$8
CAL 133	11	Call for Quote
Premium Metal Glides	-	\$3
Cut-Out Design	12	\$80
Engraved Back	12	\$30/Side
Reduce Barstool Seat Height to 24"	-	\$10
Light Distressing on Wood Seats	11	\$18
Heavy Distressing on Wood Seats	11	\$18
Light Distressing on Wood Backs	11	\$18
Heavy Distressing on Wood Backs	11	\$18



574

MAMA MELISSA CHAIR

MODEL	WOOD	COM	GRADE 1	GRADE 2	GRADE 3	GRADE 4	GRADE 5
574	525	468	498	506	513	521	529

Overall Height: 36" Seat Height: 19" Overall Depth: 22" Overall Width: 19"
 C.O.M.: .7 yd Shipping Weight/Chair: 30# No. Per Carton: 2



574BS

MAMA MELISSA BARSTOOL

MODEL	WOOD	COM	GRADE 1	GRADE 2	GRADE 3	GRADE 4	GRADE 5
574BS	667	608	638	646	654	661	669

Overall Height: 46.5" Seat Height: 30" Overall Depth: 20.25" Overall Width: 19.25"
 C.O.M.: .7 yd Shipping Weight/Chair: 35# No. Per Carton: 1



ABOUT THIS COLLECTION

The Melissa Anne 501 Collection includes chairs, barstools, swivel barstools, and fixed seating.

STANDARD FEATURES

- Ladder back design
- 1.25" metal square tube frame
- Available with wood or upholstered seat
- Wood seats made of 1" saddled ply
- Upholstered models feature 2" high resilience foam
- Nylon glides
- Technical Bulletin CAL 117 fire retardant upholstery material

PERSONALIZATION OPTIONS

- The table to the right explains all of the available options for the Melissa Anne 501 Collection.
- Please note for counter seat, model numbers with 3000 denote core-drilled mounts and model numbers with 4000 denote bolt-down mounts.
- Consult with your architect or general contractor for proper installation of bolt-down and core-drilled models, attachment varies by floor construction. Floor-mounting hardware and installation instructions are not included.

OPTIONS

OPTIONS	PAGE	ADD TO LIST PRICE
Webbed Upholstery Seat	11	\$8
CAL 133	11	Call for Quote
Premium Metal Glides	-	\$3
Reduce Barstool Seat Height to 24"	-	\$10
Light Distressing on Wood Seats	11	\$18
Heavy Distressing on Wood Seats	11	\$18
Nailhead Cobbler Seat	11	\$40
Fixed Seating 19" Diameter Foot Ring on Counter Height Seat	-	\$65
Fixed Seating 19" Diameter Foot Ring on Bar Height Seat	-	\$65



501

MELISSA ANNE CHAIR

MODEL	WOOD	COM	GRADE 1	GRADE 2	GRADE 3	GRADE 4	GRADE 5
501	381	320	351	359	366	374	381

Overall Height: 32.5" Seat Height: 18" Overall Depth: 19" Overall Width: 17"
 C.O.M.: .45 yd Shipping Weight/Chair: 26# No. Per Carton: 2



501BS

MELISSA ANNE BARSTOOL

MODEL	WOOD	COM	GRADE 1	GRADE 2	GRADE 3	GRADE 4	GRADE 5
501BS	488	430	460	468	475	483	491

Overall Height: 42.5" Seat Height: 30" Overall Depth: 19" Overall Width: 17"
 C.O.M.: .45 yd Shipping Weight/Chair: 35# No. Per Carton: 1



6501BS

MELISSA ANNE SWIVEL BARSTOOL

MODEL	WOOD	COM	GRADE 1	GRADE 2	GRADE 3	GRADE 4	GRADE 5
6501BS	670	611	641	649	657	664	672

Overall Height: 45" Seat Height: 29.5" Overall Depth: 19" Overall Width: 17"
 C.O.M.: .45 yd Shipping Weight/Chair: 46# No. Per Carton: 1



501CS-3000 Core-drilled/
501CS-4000 Bolt-down

MELISSA ANNE CHAIR CHAIR HEIGHT FIXED SEATING

MODEL	WOOD	COM	GRADE 1	GRADE 2	GRADE 3	GRADE 4	GRADE 5
501CS-3000	745	684	714	722	730	737	745
501CS-4000	745	684	714	722	730	737	745

Overall Height: 36" Seat Height: 18" Overall Depth: 19" Overall Width: 17"
 C.O.M.: .45 yd Shipping Weight/Chair: 25# No. Per Carton: 2



501CS-3001 Core-drilled/
501CS-4001 Bolt-down

MELISSA ANNE CHAIR COUNTER HEIGHT FIXED SEATING

MODEL	WOOD	COM	GRADE 1	GRADE 2	GRADE 3	GRADE 4	GRADE 5
501CS-3001	765	708	738	746	753	761	769
501CS-4001	765	708	738	746	753	761	769

Overall Height: 40" Seat Height: 25" Overall Depth: 19" Overall Width: 17"
 C.O.M.: .45 yd Shipping Weight/Chair: 28# No. Per Carton: 2



501CS-3002 Core-drilled/
501CS-4002 Bolt-down

MELISSA ANNE CHAIR BAR HEIGHT FIXED SEATING

MODEL	WOOD	COM	GRADE 1	GRADE 2	GRADE 3	GRADE 4	GRADE 5
501CS-3002	773	730	761	768	776	784	791
501CS-4002	773	730	761	768	776	784	791

Overall Height: 46.5" Seat Height: 30" Overall Depth: 19" Overall Width: 17"
 C.O.M.: .7 yd Shipping Weight/Chair: 29# No. Per Carton: 2



ABOUT THIS COLLECTION

The Melissa Anne 504 Collection includes chairs, barstools, and swivel barstools.

STANDARD FEATURES

- Wood back design with space for custom engraving or cut-out available
- 1.25" metal square tube frame
- Available with wood or upholstered seat
- Wood seats made of 1" saddled ply
- Upholstered models feature 2" high resilience foam
- Nylon glides
- Technical Bulletin CAL 117 fire retardant upholstery material

PERSONALIZATION OPTIONS

- The table to the right explains all of the available options for the Melissa Anne 504 Collection.
- Cut-out back graphics and laser engraved graphics should not exceed 6" x 6". Minimum quantity required of 10 units.
- Consult with your architect or general contractor for proper installation of bolt-down and core-drilled models, attachment varies by floor construction. Floor-mounting hardware and installation instructions are not included.

OPTIONS	PAGE	ADD TO LIST PRICE
Webbed Seat Construction	11	\$8
CAL 133	11	Call for Quote
Premium Metal Glides	-	\$3
Cut-Out Design	12	\$80
Engraved Back	12	\$30/Side
Reduce Barstool Seat Height to 24"	-	\$10
Light Distressing on Wood Backs	11	\$18
Heavy Distressing on Wood Backs	11	\$18
Light Distressing on Wood Seats	11	\$18
Heavy Distressing on Wood Seats	11	\$18
Nailhead Cobbler Seat	11	\$40



504

MELISSA ANNE CHAIR

MODEL	WOOD	COM	GRADE 1	GRADE 2	GRADE 3	GRADE 4	GRADE 5
504	436	377	408	415	423	430	438

Overall Height: 32.5" Seat Height: 18" Overall Depth: 19" Overall Width: 17"
 C.O.M.: .45 yd Shipping Weight/Chair: 26# No. Per Carton: 2



504BS

MELISSA ANNE BARSTOOL

MODEL	WOOD	COM	GRADE 1	GRADE 2	GRADE 3	GRADE 4	GRADE 5
504BS	534	473	503	511	519	526	534

Overall Height: 42.5" Seat Height: 30" Overall Depth: 19" Overall Width: 17"
 C.O.M.: .45 yd Shipping Weight/Chair: 35# No. Per Carton: 1



6504BS

MELISSA ANNE SWIVEL BARSTOOL

MODEL	WOOD	COM	GRADE 1	GRADE 2	GRADE 3	GRADE 4	GRADE 5
6504BS	709	650	680	688	696	703	711

Overall Height: 45" Seat Height: 29.5" Overall Depth: 19" Overall Width: 17"
 C.O.M.: .45 yd Shipping Weight/Chair: 46# No. Per Carton: 1



ABOUT THIS COLLECTION

The Mia Collection includes chair height, counter height and bar height upholstered stools available in freestanding, bolt-down, or core-drilled variations.

STANDARD FEATURES

- Webbed seat construction
- 2" of high resilience foam on all models
- 3" round metal column with 1/4" steel base
- Felt glides
- Technical Bulletin CAL 117 fire retardant upholstery materials
- Foot ring standard on counter and bar height models

PERSONALIZATION OPTIONS

- The table to the right explains all of the available options for the Mia Collection.
- A fabric width less than 54" will require either an additional vertical seam or a "railroaded" application of the material. Thread color will be chosen by the factory to match the upholstery as closely as possible, unless otherwise specified. Choose between white, black, beige, dark grey, or beaver.
- Foot ring standard on counter and bar height models. Subtract \$65 list for products without foot rings.
- Consult with your architect or general contractor for proper installation of bolt-down and core-drilled models, attachment varies by floor construction. Floor-mounting hardware and installation instructions are not included.

OPTIONS	PAGE	ADD TO LIST PRICE
CAL 133	11	Call for Quote
Add Premium Adjustable Glides	-	\$30



1500 Free Standing/
1501 Bolt-down/
1502 Core-drilled

MIA CHAIR HEIGHT BARSTOOL

MODEL	COM	GRADE 1	GRADE 2	GRADE 3	GRADE 4	GRADE 5
1500	754	839	860	881	903	924
1501	754	839	860	881	903	924
1502	754	839	860	881	903	924

Overall Height: 20" Seat Height: 20" Overall Depth: 18" Overall Width: 18"
C.O.M.: 1.25 yd Shipping Weight/Chair: 26# No. Per Carton: 1



1500CH-FR Free Standing/
1501CH-FR Bolt-down/
1502CH-FR Core-drilled

MIA COUNTER HEIGHT BARSTOOL

MODEL	COM	GRADE 1	GRADE 2	GRADE 3	GRADE 4	GRADE 5
1500CH-FR	966	1051	1072	1093	1115	1136
1501CH-FR	966	1051	1072	1093	1115	1136
1502CH-FR	966	1051	1072	1093	1115	1136

Overall Height: 25" Seat Height: 25" Overall Depth: 19" Overall Width: 19"
C.O.M.: 1.25 yd Shipping Weight/Chair: 26# No. Per Carton: 1



1500BS-FR Free Standing/
1501BS-FR Bolt-down/
1502BS-FR Core-drilled

MIA BAR HEIGHT BARSTOOL

MODEL	COM	GRADE 1	GRADE 2	GRADE 3	GRADE 4	GRADE 5
1500BS-FR	1002	1087	1108	1130	1151	1172
1501BS-FR	1002	1087	1108	1130	1151	1172
1502BS-FR	1002	1087	1108	1130	1151	1172

Overall Height: 30" Seat Height: 30" Overall Depth: 19" Overall Width: 19"
C.O.M.: 1.25 yd Shipping Weight/Chair: 26# No. Per Carton: 1



ABOUT THIS COLLECTION

The Opla Collection features an outdoor chair, armchair, and barstool.

STANDARD FEATURES

- 5/8" round, 12-gauge steel tube frame
- Powder coated steel wire mesh seat and back
- Plastic glides
- Removable Opla Seat Pad uses a Velcro strap to attach to seat
- Anti-Theft Opla Seat Pad uses a Velcro strap and plastic security tie with D-ring to attach to seat
- Both seat pad options feature 1" thick foam on seat
- Counter and barstool heights include an aluminum cover on footrest

PERSONALIZATION OPTIONS

- High gloss and low gloss clear coat not available on Opla Seating Collection.



843

OPLA CHAIR

MODEL	\$LIST PRICE
843	540

Overall Height: 28.5" Seat Height: 18.63" Overall Depth: 23" Overall Width: 18.5"
 Shipping Weight/Chair: 22# No. Per Carton: 2



843A

OPLA ARMCHAIR

MODEL	\$LIST PRICE
843A	597

Overall Height: 28.5" Seat Height: 18.63" Overall Depth: 23" Overall Width: 23.5"
 Shipping Weight/Chair: 22# No. Per Carton: 2



840CH

OPLA COUNTER HEIGHT BARSTOOL

MODEL	\$LIST PRICE
840CH	733

Overall Height: 39" Seat Height: 24" Overall Depth: 22.5" Overall Width: 20.5"
 Shipping Weight/Chair: 21.5# No. Per Carton: 1



840BS

OPLA BARSTOOL

MODEL	\$LIST PRICE
840BS	773

Overall Height: 45" Seat Height: 30" Overall Depth: 22.5" Overall Width: 20.5"
 Shipping Weight/Chair: 22.5# No. Per Carton: 1



841

REMOVABLE OPLA SEAT PAD

MODEL	COM	GRADE 1	GRADE 2	GRADE 3	GRADE 4	GRADE 5
841	83	116	125	133	142	150

Overall Depth: 13" Overall Width: 17.5" Foam Thickness: 1"
C.O.M.: .5 yd Shipping Weight: 5# No. Per Carton: 15



842

ANTI-THEFT OPLA SEAT PAD

MODEL	COM	GRADE 1	GRADE 2	GRADE 3	GRADE 4	GRADE 5
842	90	124	133	141	150	158

Overall Depth: 13" Overall Width: 17.5" Foam Thickness: 1"
C.O.M.: .5 yd Shipping Weight: 5# No. Per Carton: 15

REECE COLLECTION



ABOUT THIS COLLECTION

The Reece Collection includes a chair, counter height stool, and a barstool. All models are available with upholstery options. The base frame and legs can be powder coated a separate color from upper frame assembly (this includes handle and back bars).

STANDARD FEATURES

- Steel tube frame
- Available in wood or laminate shells
- Upholstered models feature 1" foam
- Premium plastic glides
- Technical Bulletin CAL 117 fire retardant upholstery materials
- 280 models stack four high
- Legs and back bracket can be powder coated separate colors

PERSONALIZATION OPTIONS

- The table to the right explains all of the available options for the Reece Collection.

OPTIONS

CAL 133

PAGE

11

ADD TO LIST PRICE

Call for Quote

UPHOLSTERY OPTIONS



21 or 54, Partially Upholstered Seat



22 or 55, Partially Upholstered Seat and Back

LAMINATE OPTIONS

Laminate shell pricing includes select standard laminates from Formica and Wilsonart, listed on chart directly below. These select standard laminates are readily available and in stock by our supplier.

Formica	Style Number	Wilsonart	Style Number
White	949-58	Beige	1530-60
Antique White	932-58	Black	1595-60
Natural Birch	7481-58	Designer White	D354-60
Fog	961-58	Dove Grey	D92-60
Storm	912-58	Fashion Grey	D381-60
Acajou Mahogany	7008-43	Natural Almond	D30-60
Amber Maple	7012-58	Frosty White	1573-60
Natural Maple	756-58	Grey	1500-60
Natural Oak	346-58	Haze	D97-60
Select Cherry	7759-43	Khaki Brown	D50-60
Wild Cherry	5904-58	Northsea	D90-60
		Pepperdust	D327-60
		Slate Grey	D91-60
		Wallaby	D439-60
		Amber Cherry	7919K-78
		Bannister Oak	7806-60
		Kensington Maple	10776-60
		Manitoba Maple	7911-60
		Natural Pear	7061-60
		Wild Cherry	7054-60

Please note, orders for fewer than 10-like shells will have an \$85.00 set-up charge. We do accept special laminates. If laminates are chosen that are outside our selected standards, please keep these guidelines in mind:

- Pricing and lead times will vary depending on laminate chosen – call for quote
- Laminate needs to be vertical grade
- Sheets available in 5' x 12' size will have the best yield
- Cannot use High Gloss Laminates
- If you choose a patterned laminate, please note that the pattern consistency will vary from shell to shell



280

REECE CHAIR

WOOD							
MODEL	WOOD						
280-11	593						
WOOD – UPHOLSTERED SEAT							
MODEL	YARDAGE	COM	GRADE 1	GRADE 2	GRADE 3	GRADE 4	GRADE 5
280-21	0.35	665	689	695	701	707	713
WOOD – UPHOLSTERED SEAT & BACK							
MODEL	YARDAGE	COM	GRADE 1	GRADE 2	GRADE 3	GRADE 4	GRADE 5
280-22	0.50	703	737	746	754	763	771
LAMINATE							
MODEL	LAMINATE						
280-44	679						
LAMINATE – UPHOLSTERED SEAT							
MODEL	YARDAGE	COM	GRADE 1	GRADE 2	GRADE 3	GRADE 4	GRADE 5
280-54	0.35	752	776	782	788	793	799
LAMINATE – UPHOLSTERED SEAT & BACK							
MODEL	YARDAGE	COM	GRADE 1	GRADE 2	GRADE 3	GRADE 4	GRADE 5
280-55	0.50	789	823	831	840	848	857

Overall Height: 31.7" Overall Depth: 18.21" Overall Width: 18.75" No. Per Carton: 2
 Seat Height: 280-11 17.6", 280-21 19.01", 280-12 19.01", 280-44 17.6", 280-54 19.01" 280-55 19.01"
 Shipping Weight/Chair: 280-11 28.42#, 280-21 31.74#, 280-12 30#, 280-44 28.42#, 280-54 30#, 280-55 31.74#



280CH

REECE COUNTER HEIGHT STOOL

WOOD							
MODEL	WOOD						
280CH-11	679						
WOOD – UPHOLSTERED SEAT							
MODEL	YARDAGE	COM	GRADE 1	GRADE 2	GRADE 3	GRADE 4	GRADE 5
280CH-21	0.35	752	776	782	788	793	799
WOOD – UPHOLSTERED SEAT & BACK							
MODEL	YARDAGE	COM	GRADE 1	GRADE 2	GRADE 3	GRADE 4	GRADE 5
280CH-22	0.50	789	823	831	840	848	857
LAMINATE							
MODEL	LAMINATE						
280CH-44	766						
LAMINATE – UPHOLSTERED SEAT							
MODEL	YARDAGE	COM	GRADE 1	GRADE 2	GRADE 3	GRADE 4	GRADE 5
280CH-54	0.35	839	863	869	875	881	887
LAMINATE – UPHOLSTERED SEAT & BACK							
MODEL	YARDAGE	COM	GRADE 1	GRADE 2	GRADE 3	GRADE 4	GRADE 5
280CH-55	0.50	877	910	919	927	936	944

Overall Height: 38.34" Overall Depth: 18.67" Overall Width: 18.75" No. Per Carton: 1
 Seat Height: 280CH-11 24.35", 280CH-21 25.74", 280CH-12 25.74", 280CH-44 24.35", 280CH-54 25.74",
 280CH-55 25.74"
 Shipping Weight/Chair: 280CH-11 19.76#, 280CH-21 20.95#, 280CH-12 21.48#, 280CH-44 19.76#,
 280CH-54 20.95#, 280CH-55 21.48#



280BS

REECE BAR HEIGHT STOOL

WOOD

MODEL	WOOD
280BS-11	696

WOOD – UPHOLSTERED SEAT

MODEL	YARDAGE	COM	GRADE 1	GRADE 2	GRADE 3	GRADE 4	GRADE 5
280BS-21	0.35	766	790	796	802	808	814

WOOD – UPHOLSTERED SEAT & BACK

MODEL	YARDAGE	COM	GRADE 1	GRADE 2	GRADE 3	GRADE 4	GRADE 5
280BS-22	0.50	804	838	847	855	864	872

LAMINATE

MODEL	LAMINATE
280BS-44	781

LAMINATE – UPHOLSTERED SEAT

MODEL	YARDAGE	COM	GRADE 1	GRADE 2	GRADE 3	GRADE 4	GRADE 5
280BS-54	0.35	856	880	886	892	898	903

LAMINATE – UPHOLSTERED SEAT & BACK

MODEL	YARDAGE	COM	GRADE 1	GRADE 2	GRADE 3	GRADE 4	GRADE 5
280BS-55	0.50	890	924	932	941	949	958

Overall Height: 44.34" Overall Depth: 18.68" Overall Width: 18.75" No. Per Carton: 1
 Seat Height: 280BS-11 30.35", 280BS-21 31.71", 280BS-12 31.71", 280BS-44 30.35", 280BS-54 31.71",
 280BS-55 31.71"
 Shipping Weight/Chair: 280BS-11 21.65#, 280BS-21 22.85#, 280BS-12 23.37#, 280BS-44 21.65#,
 280BS-54 22.85#, 280BS-55 23.37#



ABOUT THIS COLLECTION

The Rita Collection includes an upholstered lounge chair and loveseat available with or without arm caps. A side table is available for the lounge chair, only. Rita is designed for the outdoors and can be used indoors.

STANDARD FEATURES

- Powder coated steel frame
- Upholstered cushions feature 4" of Dri-fast foam
- Suitable for indoor/outdoor applications
- Black nylon glides
- Velcro straps keep seat cushions attached to the frame
- High-density polyethylene (HDPE) arm caps and side table. HDPE is a sustainable wood alternative made from recycled and recyclable plastic.
- HDPE is a high-performance, low maintenance material that is color stable and will never splinter, crack nor chip.

PERSONALIZATION OPTIONS

- The table to the right explains all of the available options for the Rita Collection.
- Select outdoor grade fabrics when specifying for outdoor use.

OPTIONS

OPTIONS	PAGE	ADD TO LIST PRICE
CAL 133	11	Call for Quote
Velcro Straps on Loveseat Back Cushions	-	\$25



190-33

RITA LOUNGE

MODEL	COM	GRADE 1	GRADE 2	GRADE 3	GRADE 4	GRADE 5
190-33	2393	2569	2613	2657	2702	2746

Overall Height: 28.6" Seat Height: 18" Overall Depth: 29.7" Overall Width: 26"
 Arm Rest Height: 23" C.O.M.: 2.6 yd Shipping Weight/Chair: 36#
 No. Per Carton: 1



191-33

RITA LOUNGE WITH HDPE ARM CAPS

MODEL	COM	GRADE 1	GRADE 2	GRADE 3	GRADE 4	GRADE 5
191-33	2676	2853	2897	2941	2985	3029

Overall Height: 28.6" Seat Height: 18" Overall Depth: 29.7" Overall Width: 26"
 Arm Rest Height: 23" C.O.M.: 2.6 yd Shipping Weight/Chair: 46#
 No. Per Carton: 1



193-33

RITA LOUNGE WITH 10" HDPE SIDE TABLE ATTACHMENT

MODEL	COM	GRADE 1	GRADE 2	GRADE 3	GRADE 4	GRADE 5
193-33	2993	3169	3213	3257	3302	3346

Overall Height: 28.6" Seat Height: 18" Overall Depth: 29.7" Overall Width: 26"
 Arm Rest Height: 23" C.O.M.: 2.6 yd Shipping Weight/Chair: 46#
 No. Per Carton: 1



192-00

RITA LOUNGE 10" SIDE TABLE ATTACHMENT

MODEL	HDPE
192-00	600

Surface Dia.: 10" Surface Thickness: .75" Shipping Weight/Chair: 5#
 No. Per Carton: 1

- Side table attachment only compatible with model #190-33
- Some assembly required
- Can be installed on left or right side



196-33

RITA LOVESEAT

MODEL	COM	GRADE 1	GRADE 2	GRADE 3	GRADE 4	GRADE 5
196-33	3600	3855	3919	3982	4046	4110

Overall Height: 28.6" Seat Height: 18" Overall Depth: 29.7" Overall Width: 49"
 Arm Rest Height: 23" C.O.M.: 3.75 yd Shipping Weight/Chair: #
 No. Per Carton: 1



197-33

RITA LOVESEAT WITH HDPE ARM CAPS

MODEL	COM	GRADE 1	GRADE 2	GRADE 3	GRADE 4	GRADE 5
197-33	3884	4139	4203	4266	4330	4394

Overall Height: 28.6" Seat Height: 18" Overall Depth: 29.7" Overall Width: 54"
 Arm Rest Height: 23" C.O.M.: 3.75 yd Shipping Weight/Chair: #
 No. Per Carton: 1

SADIE II COLLECTION



ABOUT THIS COLLECTION

The Sadie II Collection includes indoor chairs and barstools. Designed by Joey Ruiter.

STANDARD FEATURES

- 18-gauge steel frame
- Wood or upholstered seats available
- Upholstered models feature 1" of high resilience foam
- Tested up to 350 lbs.
- Plastic glides
- Technical Bulletin CAL 117 fire retardant upholstery materials

PERSONALIZATION OPTIONS

- The table to the right explains all of the available options for the Sadie II Collection.

OPTIONS	PAGE	ADD TO LIST PRICE
CAL 133	11	Call for Quote



827-11

SADIE II CHAIR

WOOD SEAT & BACK

MODEL	WOOD
827-11	524

FULLY UPHOLSTERED SEAT & WOOD BACK

MODEL	COM	GRADE 1	GRADE 2	GRADE 3	GRADE 4	GRADE 5
827-31	605	639	647	656	664	673

Overall Height: 31.3" Seat Height: 17.79" Overall Depth: 22.06" Overall Width: 19.57"
 Seat C.O.M.: .5 yd Shipping Weight/Chair: 24# No. Per Carton: 2



827CH-11

SADIE II COUNTER STOOL

WOOD SEAT & BACK

MODEL	WOOD
827CH-11	757

FULLY UPHOLSTERED SEAT & WOOD BACK

MODEL	COM	GRADE 1	GRADE 2	GRADE 3	GRADE 4	GRADE 5
827CH-31	836	870	879	887	896	904

Overall Height: 36.76" Seat Height: 23.24" Overall Depth: 22.79" Overall Width: 20.56"
 Seat C.O.M.: .5 yd Shipping Weight/Chair: 28# No. Per Carton: 1



827BS-11

SADIE II BARSTOOL

WOOD SEAT & BACK

MODEL	WOOD
827BS-11	721

FULLY UPHOLSTERED SEAT & WOOD BACK

MODEL	COM	GRADE 1	GRADE 2	GRADE 3	GRADE 4	GRADE 5
827BS-31	800	834	843	851	860	868

Overall Height: 42.83" Seat Height: 30" Overall Depth: 22.57" Overall Width: 21.6"
 Seat C.O.M.: .5 yd Shipping Weight/Chair: 30# No. Per Carton: 1

SADIE II OUTDOOR COLLECTION



ABOUT THIS COLLECTION

The Sadie II Outdoor Collection includes outdoor chairs and barstools. Designed by Joey Ruiter.

STANDARD FEATURES

- 18-gauge steel frame
- Stainless steel seat and carbon steel back and frame
- Tested up to 350 lbs.
- Plastic glides
- Counter and barstool heights include a brushed stainless steel cover on footrest

PERSONALIZATION OPTIONS

- Not available in high gloss or low gloss clear coat.



828-66

SADIE II OUTDOOR CHAIR

MODEL	ALL METAL
-------	-----------

828-66	716
--------	-----

Overall Height: 33" Seat Height: 17.25" Overall Depth: 20.7" Overall Width: 20"
Shipping Weight/Chair: 26# No. Per Carton: 2



828CH-66

SADIE II OUTDOOR COUNTER STOOL

MODEL	ALL METAL
-------	-----------

828CH828CH-66	914
---------------	-----

Overall Height: 36.27" Seat Height: 23.07" Overall Depth: 22.54" Overall Width: 20.16"
Shipping Weight/Chair: 32# No. Per Carton: 1



828BS-66

SADIE II OUTDOOR BARSTOOL

MODEL	ALL METAL
-------	-----------

828BS-66	888
----------	-----

Overall Height: 42" Seat Height: 29" Overall Depth: 22.7" Overall Width: 22.5"
Shipping Weight/Chair: 35# No. Per Carton: 1

SALLY COLLECTION



ABOUT THIS COLLECTION

The Sally Collection includes fixed chair height, counter height, and bar height wood seat or upholstered stools available in core-drilled or bolt-down variations with or without foot rest.

STANDARD FEATURES

- 3" round tube, steel frame
- Seat made of 1.5" solid wood
- Species: Maple, White Oak, Hickory, Walnut, Mixed Wood
- Upholstered Seat, available with or without top welt
- Bolt-down, core-drilled or freestanding options available
- Optional foot rest on counter height and bar height models only

PERSONALIZATION OPTIONS

- The table to the right explains all of the available options for the Sally Collection.
- Consult with your architect or general contractor for proper installation of bolt-down and core-drilled models, attachment varies by floor construction. Floor-mounting hardware and installation instructions are not included.
- Core Drill Base – Base is inserted into a hole and cemented or grouted in permanently. Please consult your architect or general contractor about installation.
- Bolt Down Base – Base is secured to the floor with bolts (not included). Please consult your architect or general contractor about installation.

OPTIONS

OPTIONS	PAGE	ADD TO LIST PRICE
Welt COM	11	\$25/Seat
Contrasting Welt	-	Call for Quote
Heavy Distressing On Seat	11	\$18
Light Distressing on Seat	11	\$18
CAL 133	11	Call for Quote

SEAT OPTIONS



Fully Upholstered Seat
(denoted by -30)



Wood Seat
(denoted by -10)



SALLY BOLT DOWN CHAIR HEIGHT STOOL

WOOD SEAT										
MODEL	YARDAGE	COM	MAPLE	HICKORY, WHITE OAK	WALNUT, MIXED WOOD	GRADE 1	GRADE 2	GRADE 3	GRADE 4	GRADE 5
226-10			517	591	659					
UPHOLSTERED SEAT										
226-30	0.6	371				412	422	432	442	452

Overall Depth: 14" Overall Width: 14" No. Per Carton: 1
 Seat Height: 226-10 18.25", 226-30 19.5"
 Shipping Weight/Chair: 12#



SALLY BOLT DOWN COUNTER HEIGHT STOOL

WOOD SEAT										
MODEL	YARDAGE	COM	MAPLE	HICKORY, WHITE OAK	WALNUT, MIXED WOOD	GRADE 1	GRADE 2	GRADE 3	GRADE 4	GRADE 5
226CH-10			559	633	701					
UPHOLSTERED SEAT										
226CH-30	0.6	413				454	464	474	484	495
WOOD SEAT WITH FOOT REST										
2261CH-10			760	834	902					
UPHOLSTERED SEAT WITH FOOT REST										
2261CH-30	0.6	613				654	664	674	684	694

Overall Depth: 14" Overall Width: 14" No. Per Carton: 1
 Seat Height: 226CH-10 24.25", 226CH-30 24.5"
 Shipping Weight/Chair: 15#



SALLY BOLT DOWN BARSTOOL

WOOD SEAT										
MODEL	YARDAGE	COM	MAPLE	HICKORY, WHITE OAK	WALNUT, MIXED WOOD	GRADE 1	GRADE 2	GRADE 3	GRADE 4	GRADE 5
226BS-10			586	660	728					
UPHOLSTERED SEAT										
226BS-30	0.6	440				481	491	501	511	521
WOOD SEAT WITH FOOT REST										
2261BS-10			786	860	928					
UPHOLSTERED SEAT WITH FOOT REST										
2261BS-30	0.6	640				680	691	701	711	721

Overall Depth: 14" Overall Width: 14" No. Per Carton: 1
 Seat Height: 226BS-10 30.25", 226BS-30 31.3"
 Shipping Weight/Chair: 18#



225-10

SALLY CORE-DRILLED CHAIR HEIGHT STOOL

WOOD SEAT										
MODEL	YARDAGE	COM	MAPLE	HICKORY, WHITE OAK	WALNUT, MIXED WOOD	GRADE 1	GRADE 2	GRADE 3	GRADE 4	GRADE 5
225-10			517	591	659					
UPHOLSTERED SEAT										
225-30	0.6	371				412	422	432	442	452

Overall Depth: 14" Overall Width: 14" No. Per Carton: 1
 Seat Height: 225-10 18.25", 225-30 19.5"
 Shipping Weight/Chair: 12#



225CH-10

SALLY CORE-DRILLED COUNTER HEIGHT STOOL

WOOD SEAT										
MODEL	YARDAGE	COM	MAPLE	HICKORY, WHITE OAK	WALNUT, MIXED WOOD	GRADE 1	GRADE 2	GRADE 3	GRADE 4	GRADE 5
225CH-10			559	633	701					
UPHOLSTERED SEAT										
225CH-30	0.6	413				454	464	474	484	495
WOOD SEAT WITH FOOT REST										
2251CH-10			760	834	902					
UPHOLSTERED SEAT WITH FOOT REST										
2251CH-30	0.6	613				654	664	674	684	694

Overall Depth: 14" Overall Width: 14" No. Per Carton: 1
 Seat Height: 225CH-10 24.25", 225CH-30 24.5"
 Shipping Weight/Chair: 15#



225BS-10

SALLY CORE-DRILLED BARSTOOL

WOOD SEAT										
MODEL	YARDAGE	COM	MAPLE	HICKORY, WHITE OAK	WALNUT, MIXED WOOD	GRADE 1	GRADE 2	GRADE 3	GRADE 4	GRADE 5
225BS-10			586	660	728					
UPHOLSTERED SEAT										
225BS-30	0.6	440				481	491	501	511	521
WOOD SEAT WITH FOOT REST										
2251BS-10			786	860	928					
UPHOLSTERED SEAT WITH FOOT REST										
2251BS-30	0.6	640				680	691	701	711	721

Overall Depth: 14" Overall Width: 14" No. Per Carton: 1
 Seat Height: 225BS-10 30.25", 225BS-30 30.5"
 Shipping Weight/Chair: 18#



227-10

SALLY FREESTANDING CHAIR HEIGHT STOOL

WOOD SEAT										
MODEL	YARDAGE	COM	MAPLE	HICKORY, WHITE OAK	WALNUT, MIXED WOOD	GRADE 1	GRADE 2	GRADE 3	GRADE 4	GRADE 5
227-10			672	746	814					
UPHOLSTERED SEAT										
227-30	0.6	525				566	576	586	597	607

Overall Depth: 17.875" Overall Width: 17.875" No. Per Carton: 1
 Seat Height: 227-10 18", 227-30 19.74", Seat Diameter: 14"
 Shipping Weight/Chair: 30#



2271CH-30

SALLY FREESTANDING COUNTER HEIGHT STOOL

WOOD SEAT										
MODEL	YARDAGE	COM	MAPLE	HICKORY, WHITE OAK	WALNUT, MIXED WOOD	GRADE 1	GRADE 2	GRADE 3	GRADE 4	GRADE 5
227CH-10			713	788	856					
UPHOLSTERED SEAT										
227CH-30	0.6	568				608	618	629	639	649
WOOD SEAT WITH FOOT REST										
2271CH-10			914	989	1060					
UPHOLSTERED SEAT WITH FOOT REST										
2271CH-30	0.6	768				809	819	830	840	850

Overall Depth: 17.875" Overall Width: 17.875" No. Per Carton: 1
 Seat Height: 227CH-10 24", 227CH-30 25.74", 2271CH-30 25.74" Seat Diameter: 14"
 Shipping Weight/Chair: 33#



2271BS-10

SALLY FREESTANDING BARSTOOL

WOOD SEAT										
MODEL	YARDAGE	COM	MAPLE	HICKORY, WHITE OAK	WALNUT, MIXED WOOD	GRADE 1	GRADE 2	GRADE 3	GRADE 4	GRADE 5
227BS-10			740	815	883					
UPHOLSTERED SEAT										
227BS-30	0.6	594				635	645	655	666	676
WOOD SEAT WITH FOOT REST										
2271BS-10			939	1015	1083					
UPHOLSTERED SEAT WITH FOOT REST										
2271BS-30	0.6	760				801	811	821	831	842

Overall Depth: 17.875" Overall Width: 17.875" No. Per Carton: 1
 Seat Height: 227BS-10 30", 227BS-30 31.74", 2271BS-30 31.74" Seat Diameter: 14"
 Shipping Weight/Chair: 36#

SHERMAN COLLECTION



ABOUT THIS COLLECTION

The Sherman Collection includes a chair, a counter stool, and a barstool. This steel seating collection features a simple wood back and seat with steel frame and legs.

STANDARD FEATURES

- Steel frame and legs
- Beech wood seat and back
- Available as all wood chair or with upholstery
- Fully upholstered seat features 3/4" foam on seat
- Technical Bulletin CAL 117 fire retardant upholstery
- Stainless steel footrest protector on counter and barstools
- Stacks 3 high
- Plastic carpet glides

PERSONALIZATION OPTIONS

• The table to the right explains all of the available options for the Sherman Collection.

OPTIONS	PAGE	ADD TO LIST PRICE
Light Distressing on Wood Backs	11	\$18
Heavy Distressing on Wood Backs	11	\$18
Light Distressing on Wood Seats	11	\$18
Heavy Distressing on Wood Seats	11	\$18
Welting on Boxed Seat	11	\$15/Seat
CAL 133	11	Call for Quote

UPHOLSTERY OPTIONS



31 Fully Upholstered Seat



130-11

SHERMAN CHAIR

WOOD SEAT							
MODEL	YARDAGE	WOOD	GRADE 1	GRADE 2	GRADE 3	GRADE 4	GRADE 5
130-11		440					

FULLY UPHOLSTERED SEAT							
MODEL	YARDAGE	COM	GRADE 1	GRADE 2	GRADE 3	GRADE 4	GRADE 5
130-31	0.5	549	583	591	600	608	617

Overall Height: 30.9" Overall Depth: 20.6" Overall Width: 18.5" No. Per Carton: 2
 Seat Height: 130-11 18", 130-31 18.75"
 Shipping Weight/Chair: 14#



130CH-11

SHERMAN COUNTER STOOL

WOOD SEAT							
MODEL	YARDAGE	WOOD	GRADE 1	GRADE 2	GRADE 3	GRADE 4	GRADE 5
130CH-11		634					

FULLY UPHOLSTERED SEAT							
MODEL	YARDAGE	COM	GRADE 1	GRADE 2	GRADE 3	GRADE 4	GRADE 5
130CH-31	0.5	744	778	786	795	803	812

Overall Height: 36" Overall Depth: 21" Overall Width: 18" No. Per Carton: 1
 Seat Height: 130CH-11 24", 130CH-31 24.75"
 Shipping Weight/Chair: 17#



130BS-11

SHERMAN BARSTOOL

WOOD SEAT							
MODEL	YARDAGE	WOOD	GRADE 1	GRADE 2	GRADE 3	GRADE 4	GRADE 5
130BS-11		602					

FULLY UPHOLSTERED SEAT							
MODEL	YARDAGE	COM	GRADE 1	GRADE 2	GRADE 3	GRADE 4	GRADE 5
130BS-31	0.5	711	745	753	762	770	779

Overall Height: 42" Overall Depth: 22.6" Overall Width: 18.6" No. Per Carton: 1
 Seat Height: 130BS-11 30", 130BS-31 30.75"
 Shipping Weight/Chair: 18#

SIR BURLY COLLECTION



ABOUT THIS COLLECTION

The Sir Burly Collection features a counter stool and barstool.

STANDARD FEATURES

- 2" round, 12-gauge steel tube frame
- Powder coated frame
- White oak seat with clear polyurethane top coat
- Plastic glides
- Counter stool or barstool

PERSONALIZATION OPTIONS

- High gloss and low gloss clear coat not available on Sir Burly Seating Collection.



360BS-10

SIR BURLY BARSTOOL

MODEL	\$LIST PRICE
360BS-10	801

Overall Width: 15" Overall Depth: 15.8" Seat Height: 30"

Shipping Weight/Chair: 26# No. Per Carton: 1



360CH-10

SIR BURLY COUNTER STOOL

MODEL	\$LIST PRICE
360CH-10	827

Overall Width: 15" Overall Depth: 15.8" Seat Height: 24"

Shipping Weight/Chair: 24# No. Per Carton: 1

ALUMINUM SEATING



ABOUT THIS COLLECTION

The Atlantis Collection includes chairs, barstools, and fixed seating.

STANDARD FEATURES

- Available in powder coated aluminum frame or brushed aluminum frame
- Powder coated aluminum frame available with wood seat, upholstered seat, or aluminum seat
- Brushed aluminum frame available only in high gloss and low gloss clear coat and with brushed aluminum seat, wood seat, upholstered seat
- Wood seats made of 1" saddled ply
- Upholstered models feature 2" of high resilience foam
- Rear legs are 1 1/8" quarter round tube and the front legs are square
- Premium metal glides
- Technical Bulletin CAL 117 fire retardant upholstery materials

PERSONALIZATION OPTIONS

- The table to the right explains all of the available options for the Atlantis Collection.
- Please note for fixed seat options model numbers with 3000 denote core-drilled mounts and model numbers with 4000 denote bolt-down mounts.
- Consult with your architect or general contractor for proper installation of bolt-down and core-drilled models, attachment varies by floor construction. Floor-mounting hardware and installation instructions are not included.
- Series 3000/4000 comes with 120 degree return swivel.
- Core Drill Base – Base is inserted into a hole and cemented or grouted in permanently. Please consult your architect or general contractor about installation.
- Bolt Down Base – Base is secured to the floor with bolts (not included). Please consult your architect or general contractor about installation.

OPTIONS

OPTIONS	PAGE	ADD TO LIST PRICE
Webbed Seat Construction	11	\$8
CAL 133	11	Call for Quote
Reduce Barstool Seat Height to 24"	-	\$10
Light Distressing on Wood Seats	11	\$18
Heavy Distressing on Wood Seats	11	\$18
Fixed Seating 19" Diameter Foot Ring on Counter Height Seat	-	\$65
Fixed Seating 19" Diameter Foot Ring on Bar Height Seat	-	\$65



750

ATLANTIS CHAIR

ALUMINUM SEAT & BACK

	BRUSHED
MODEL	ALUMINUM

750-66	795
--------	-----

WOOD SEAT & ALUMINUM BACK

MODEL	WOOD
-------	------

750-16	667
--------	-----

FULLY UPHOLSTERED SEAT & ALUMINUM BACK

MODEL	YARDAGE	COM	GRADE 1	GRADE 2	GRADE 3	GRADE 4	GRADE 5
750-36	0.45	615	645	653	661	668	676

Overall Height: 32.5" Seat Height: 19" Overall Depth: 18.5" Overall Width: 15.5"

C.O.M.: .45 yd Shipping Weight/Chair: 18# No. Per Carton: 2



750BS

ATLANTIS BARSTOOL

ALUMINUM SEAT & BACK

	BRUSHED
MODEL	ALUMINUM

750BS-66	1080
----------	------

WOOD SEAT & ALUMINUM BACK

MODEL	WOOD
-------	------

750BS-16	927
----------	-----

FULLY UPHOLSTERED SEAT & ALUMINUM BACK

MODEL	YARDAGE	COM	GRADE 1	GRADE 2	GRADE 3	GRADE 4	GRADE 5
750BS-36	0.45	872	903	911	918	926	934

Overall Height: 44" Seat Height: 30.5" Overall Depth: 18.25" Overall Width: 16"

C.O.M.: .45 yd Shipping Weight/Chair: 18# No. Per Carton: 1



750CS-3000 Core-drilled/
750CS-4000 Bolt-down

ATLANTIS CHAIR FIXED SEATING — CHAIR HEIGHT

ALUMINUM SEAT & BACK							
MODEL	BRUSHED ALUMINUM						
750CS-66-3000	1172						
WOOD SEAT & ALUMINUM BACK							
MODEL	WOOD						
750CS-16-3000	981						
UPHOLSTERED SEAT & ALUMINUM BACK							
MODEL	YARDAGE	COM	GRADE 1	GRADE 2	GRADE 3	GRADE 4	GRADE 5
750CS-36-3000	0.45	954	984	992	1000	1007	1015
ALUMINUM SEAT & BACK							
MODEL	BRUSHED ALUMINUM						
750CS-66-4000	1172						
WOOD SEAT & ALUMINUM BACK							
MODEL	WOOD						
750CS-16-4000	981						
UPHOLSTERED SEAT & ALUMINUM BACK							
MODEL	YARDAGE	COM	GRADE 1	GRADE 2	GRADE 3	GRADE 4	GRADE 5
750CS-36-4000	0.45	954	984	992	1000	1007	1015

Overall Height: 32.5" Seat Height: 18" Overall Depth: 18.5" Overall Width: 15.5"
C.O.M.: .45 yd Shipping Weight/Chair: 18.5# No. Per Carton: 2



3001 Core-Drilled
4001 Bolt-Down
3003 Core-Drilled w/ Footring
4003 Bolt-Down w/ Footring

ATLANTIS CHAIR FIXED SEATING — COUNTER HEIGHT

ALUMINUM SEAT & BACK							
MODEL	BRUSHED ALUMINUM						
750CS-66-3001	1194						
WOOD SEAT & ALUMINUM BACK							
MODEL	WOOD						
750CS-16-3001	1015						
UPHOLSTERED SEAT & ALUMINUM BACK							
MODEL	YARDAGE	COM	GRADE 1	GRADE 2	GRADE 3	GRADE 4	GRADE 5
750CS-36-3001	0.45	974	1005	1013	1020	1028	1036
ALUMINUM SEAT & BACK							
MODEL	BRUSHED ALUMINUM						
750CS-66-4001	1194						
WOOD SEAT & ALUMINUM BACK							
MODEL	WOOD						
750CS-16-4001	1015						
UPHOLSTERED SEAT & ALUMINUM BACK							
MODEL	YARDAGE	COM	GRADE 1	GRADE 2	GRADE 3	GRADE 4	GRADE 5
750CS-36-4001	0.45	974	1005	1013	1020	1028	1036

Overall Height: 37" Seat Height: 25" Overall Depth: 18.5" Overall Width: 15.5"
C.O.M.: .45 yd Shipping Weight/Chair: 21# No. Per Carton: 2



3002 Core-Drilled
4002 Bolt-Down
3004 Core Drilled w/ Footring
4004 Bolt-Down w/ Footring

ATLANTIS CHAIR FIXED SEATING — BAR HEIGHT

ALUMINUM SEAT & BACK

MODEL	BRUSHED ALUMINUM
750CS-66-3002	1216

WOOD SEAT & ALUMINUM BACK

MODEL	WOOD
750CS-16-3002	1036

FULLY UPHOLSTERED SEAT & ALUMINUM BACK

MODEL	YARDAGE	COM	GRADE 1	GRADE 2	GRADE 3	GRADE 4	GRADE 5
750CS-36-3002	0.45	994	1025	1032	1040	1047	1055

ALUMINUM SEAT & BACK

MODEL	BRUSHED ALUMINUM
750CS-66-4002	1216

WOOD SEAT & ALUMINUM BACK

MODEL	WOOD
750CS-16-4002	1036

FULLY UPHOLSTERED SEAT & ALUMINUM BACK

MODEL	YARDAGE	COM	GRADE 1	GRADE 2	GRADE 3	GRADE 4	GRADE 5
750CS-36-4002	0.45	994	1025	1032	1040	1047	1055

Overall Height: 44" Seat Height: 30" Overall Depth: 18.5" Overall Width: 15.5"

C.O.M.: .45 yd Shipping Weight/Chair: 22.5# No. Per Carton: 2



ABOUT THIS COLLECTION

The Siren Collection includes chairs, barstools, and fixed seating.

STANDARD FEATURES

- Available in powder coated aluminum frame or brushed aluminum frame
- Powder coated aluminum frame available with wood seat, upholstered seat, or aluminum seat
- Brushed aluminum frame available only in high gloss and low gloss clear coat and with brushed aluminum seat
- Wood seats made of 1" saddled ply
- Upholstered models feature 2" of high resilience foam
- 1 1/8" quarter round tube legs
- Premium metal glides

PERSONALIZATION OPTIONS

- The table to the right explains all of the available options for the Siren Collection.
- Please note for fixed seat options model numbers with 3000 denote core-drilled mounts and model numbers with 4000 denote bolt-down mounts.
- Consult with your architect or general contractor for proper installation of bolt-down and core-drilled models, attachment varies by floor construction. Floor-mounting hardware and installation instructions are not included.
- Series 3000/4000 comes with 120 degree return swivel.
- Core Drill Base – Base is inserted into a hole and cemented or grouted in permanently. Please consult your architect or general contractor about installation.
- Bolt Down Base – Base is secured to the floor with bolts (not included). Please consult your architect or general contractor about installation.

OPTIONS

OPTIONS	PAGE	ADD TO LIST PRICE
Webbed Seat Construction	11	\$8
CAL 133	11	Call for Quote
Reduce Barstool Seat Height to 24"	-	\$10
Light Distressing on Wood Seats	11	\$18
Heavy Distressing on Wood Seats	11	\$18
Fixed Seating 19" Diameter Foot Ring on Counter Height Seat	-	\$65
Fixed Seating 19" Diameter Foot Ring on Bar Height Seat	-	\$65



850

SIREN CHAIR

ALUMINUM SEAT & BACK

	BRUSHED
MODEL	ALUMINUM

850-66 795

WOOD SEAT & ALUMINUM BACK

MODEL	WOOD
-------	------

850-16 667

FULLY UPHOLSTERED SEAT & ALUMINUM BACK

MODEL	YARDAGE	COM	GRADE 1	GRADE 2	GRADE 3	GRADE 4	GRADE 5
850-36	0.45	615	645	653	661	668	676

Overall Height: 34.25" Seat Height: 18.25" Overall Depth: 19.5" Overall Width: 16"

C.O.M.: .45 yd Shipping Weight/Chair: 18# No. Per Carton: 2



850BS

SIREN BARSTOOL

ALUMINUM SEAT & BACK

	BRUSHED
MODEL	ALUMINUM

850BS-66 1080

WOOD SEAT & ALUMINUM BACK

MODEL	WOOD
-------	------

850BS-16 927

FULLY UPHOLSTERED SEAT & ALUMINUM BACK

MODEL	YARDAGE	COM	GRADE 1	GRADE 2	GRADE 3	GRADE 4	GRADE 5
850BS-36	0.45	872	903	911	918	926	934

Overall Height: 43.5" Seat Height: 30" Overall Depth: 19" Overall Width: 16"

C.O.M.: .45 yd Shipping Weight/Chair: 18# No. Per Carton: 1



850CS-3000 Core-drilled/
850CS-4000 Bolt-down

SIREN CHAIR FIXED SEATING — CHAIR HEIGHT

ALUMINUM SEAT & BACK

MODEL	BRUSHED ALUMINUM
850CS-66-3000	1172

WOOD SEAT & ALUMINUM BACK

MODEL	WOOD
850CS-16-3000	981

FULLY UPHOLSTERED SEAT & ALUMINUM BACK

MODEL	YARDAGE	COM	GRADE 1	GRADE 2	GRADE 3	GRADE 4	GRADE 5
850CS-36-3000	0.45	954	984	992	1000	1007	1015

ALUMINUM SEAT & BACK

MODEL	BRUSHED ALUMINUM
850CS-66-4000	1172

WOOD SEAT & ALUMINUM BACK

MODEL	WOOD
850CS-16-4000	981

FULLY UPHOLSTERED SEAT & ALUMINUM BACK

MODEL	YARDAGE	COM	GRADE 1	GRADE 2	GRADE 3	GRADE 4	GRADE 5
850CS-36-4000	0.45	954	984	992	1000	1007	1015

Overall Height: 34" Seat Height: 18" Overall Depth: 19" Overall Width: 16"
C.O.M.: .45 yd Shipping Weight/Chair: 18# No. Per Carton: 2



3001 Core-Drilled
4001 Bolt-down
3003 Core-Drilled w/ Footring
4003 Bolt-Down w/ Footring

SIREN CHAIR FIXED SEATING — COUNTER HEIGHT

ALUMINUM SEAT & BACK

MODEL	BRUSHED ALUMINUM
850CS-66-3001	1194

WOOD SEAT & ALUMINUM BACK

MODEL	WOOD
850CS-16-3001	1015

FULLY UPHOLSTERED SEAT & ALUMINUM BACK

MODEL	YARDAGE	COM	GRADE 1	GRADE 2	GRADE 3	GRADE 4	GRADE 5
850CS-36-3001	0.45	974	1005	1013	1020	1028	1036

ALUMINUM SEAT & BACK

MODEL	BRUSHED ALUMINUM
850CS-66-4001	1194

WOOD SEAT & ALUMINUM BACK

MODEL	WOOD
850CS-16-4001	1015

FULLY UPHOLSTERED SEAT & ALUMINUM BACK

MODEL	YARDAGE	COM	GRADE 1	GRADE 2	GRADE 3	GRADE 4	GRADE 5
850CS-36-4001	0.45	974	1005	1013	1020	1028	1036

Overall Height: 37" Seat Height: 25" Overall Depth: 19" Overall Width: 16"
C.O.M.: .45 yd Shipping Weight/Chair: 21# No. Per Carton: 2



3002 Core-Drilled
4002 Bolt-Down
4003 Core-Drilled w/ Footring
4004 Bolt-Down w/ Footring

SIREN CHAIR FIXED SEATING — BAR HEIGHT

ALUMINUM SEAT & BACK

MODEL	BRUSHED ALUMINUM
850CS-66-3002	1216

WOOD SEAT & ALUMINUM BACK

MODEL	WOOD
850CS-16-3002	1036

FULLY UPHOLSTERED SEAT & ALUMINUM BACK

MODEL	YARDAGE	COM	GRADE 1	GRADE 2	GRADE 3	GRADE 4	GRADE 5
850CS-36-3002	0.45	994	1025	1032	1040	1047	1055

ALUMINUM SEAT & BACK

MODEL	BRUSHED ALUMINUM
850CS-66-4002	1216

WOOD SEAT & ALUMINUM BACK

MODEL	WOOD
850CS-16-4002	1036

FULLY UPHOLSTERED SEAT & ALUMINUM BACK

MODEL	YARDAGE	COM	GRADE 1	GRADE 2	GRADE 3	GRADE 4	GRADE 5
850CS-36-4002	0.45	994	1025	1032	1040	1047	1055

Overall Height: 44" Seat Height: 30" Overall Depth: 19" Overall Width: 16"

C.O.M.: .45 yd Shipping Weight/Chair: 22# No. Per Carton: 2

TABLES

TABLES INFORMATION

ABOUT OUR TABLES

Our table line includes a wide variety of standard materials, shapes, sizes, and edge treatments. We offer both indoor and outdoor commercial tables. Most of our tables are built for commercial indoor use only. Using a combination of our CNC laser-cutting machinery and master craftsman, choose from a large selection of communal tables to simple pedestals. For table sizes, shapes, and materials not listed in this Price List, please contact customer service.

Our table tops and bases are sold as one unit. While tops and bases can be purchased separately, to ensure the best quality product and fit, we suggest specifying complete tables. For most pedestal tables, tops are shipped separately from bases but are pre-drilled for easy installation into their accompanying bases.

WOOD TOPS

We use Maple, Hickory, White Oak, Walnut, or Mixed Woods for our solid wood tops. For each solid wood table, we sand and stain every square inch by hand. We then enhance the grain with expertly applied finishes that ensure long-lasting beauty. Maple table tops are available in all 16 of our standard wood finishes. Hickory, White Oak, Walnut, and Mixed Woods are only available with a natural, clear coat finish. If you specify a finish other than natural on any of these other species a custom match fee will be applied to your order. Because wood is a natural material, color may vary slightly from one piece to another, but every effort is made in the factory to match pieces consistently. Standard thickness for wood tables is 1.5".

LAMINATE TOPS

We use industrial-grade, low-formaldehyde particle board for the cores of our laminate table tops. Standard face for laminate top is .05" with a phenolic resin backer for balanced construction. Tops can also be specified with custom-designed laminates or certain high-performance grades for chemical resistant surfaces, fire-rated surfaces, and exceptional high-wear surfaces. Contact customer service for details and pricing.

Pricing for laminate tops is based on the Wilsonart "The Standards" Collection, but other laminates are available, we work with most major laminate providers: Wilsonart, Pionite, Formica, Nevamar, Arborite, etc. Call factory for information on laminate inlays.

STONE & SOLID SURFACE TABLE TOPS

Please contact our Specials Department if you would like a quote on Corian and other solid surfaces.

BASES

All of our table bases are made of either high-strength, structural steel or heavy-duty cast iron. Columns on both are heavy-wall tubes made of 14-gauge steel. All connections are hard welded using state-of-the-art machinery and a deep-penetration welding process that maximizes strength.

Bases are cleaned and primed before paint is applied via an automotive-grade powder coat system that assures even and thorough coverage. The environmentally friendly epoxy/polyester finish is baked in to create a beautiful, durable, color-rich surface.

Cast iron is produced by pouring molten iron into a mold and naturally cooling, which can create pitting in the metal. Pitting in the metal becomes visible when the iron is finished with a high gloss or highly saturated pigment. For a sleek look, we recommend using black or textured finishes on our cast iron bases. Finishes that work well include Rugged Brown, Ultra Bronze, Satin Tex, Ink Black, or Black Wrinkle.

Labor saving attachment provides for easy assembly and can save you hours on large installations.

TOLERANCES

Standard tables are 30" high. Counter height tables are 36" high. Pub height or bar height tables are 42" high. All dimensions listed for tops and bases are nominal and may vary slightly according to base configuration, edge profile selected, and any added accessories. Communal tables are true to size as noted in the dimensions with each product.

For example, if a table is listed in the price list as a 24" length, then the actual dimensions will vary just slightly depending on your selected edge profile. Please see table below for nominal dimensions and actual dimension comparisons.

Nominal Dimensions	Vinyl, Aluminum Urethane	Solid Wood	0.75" Solid Wood	1.25" Solid Wood	2" Solid Wood
24.000	23.500	23.500	23.500	23.500	23.500
30.000	29.500	29.500	29.500	29.500	29.500
36.000	35.500	35.500	35.500	35.500	35.500
42.000	41.500	41.500	41.500	41.500	41.500
48.000	47.500	47.500	47.500	47.500	47.500
54.000	53.500	53.500	53.500	53.500	53.500
60.000	59.500	59.500	59.500	59.500	59.500
72.000	71.500	71.500	71.500	71.500	71.500
84.000	83.500	83.500	83.500	83.500	83.500
96.000	95.500	95.500	95.500	95.500	95.500

*If tolerances are critical to the job application, acceptable tolerances must be noted on the purchase order.

BASE ONLY PURCHASES

Customers purchasing table base(s) without a top should note that we cannot and do not guarantee the strength, stability, and performance of the completed table with a top from a different source. Grand Rapids Chair tables are not meant to be sold as separate parts, but as whole products. Furthermore, if the customer purchases bases and table tops as separate parts, we will not provide construction and installation instructions for purchased parts to the customer, contractor, or installation crew.

TABLES: ACCESSORIES & OPTIONS

Depending on the model, most tables will allow you to add extra options like foot rings, purse hooks, and even power and electrical units. Below are our table options and accessories.



FOOT RINGS

A 18.75" diameter foot ring is hard-welded to the vertical column on pub height tables. Available with most base designs. All standard finishes available.



PURSE SHELF

An "under-top" option to accommodate purses, coats, cameras, etc. on pub height tables. Each shelf has four storage hooks affixed to the bottom of the shelf. Standard size is 15" in diameter, finished to match the table top. Call factory for pricing.



SELF-LEVELING GLIDES

A patented product that self-levels table bases on uneven floors. Clearance between bottom of base and floor is 2" with self-leveling glides.



TABLE-FLIP MECHANISM

Usually specified to accommodate table storage, this high-strength steel assembly allows the table top to easily flip into a vertical position. Available on square and round tops up to 36".

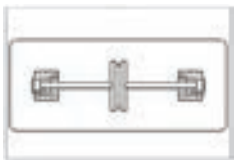


TABLE-FOLD MECHANISM

Mechanism allowing T-base tables to fold. Typically used to accommodate table storage.



TABLE CONNECTORS

Used to join square and rectangular tables together for reconfiguring spaces, featuring our patented "Sure Lock" mechanism.



LABOR SAVER

Labor Saver provides for easy assembly using a fixed, hardened 1/2" bolt that is hard welded into a heavy plate inside the bottom of the column then simply attached to the base and tightened by a nut and washer. This unique attachment can save you hours on large installations. Available on most pedestal bases.

LOOKING FOR SOMETHING MORE CUSTOM?

Our customization capabilities include:

- Engraving
- Printed table tops
- Distressing
- Custom wood stains and finishes
- Custom powder coat colors
- Custom heights
- Unique top shapes and sizes

Email your account manager for more information.

SOLID WOOD TOP EDGES

Available on all wood table tops including Maple, Walnut, White Oak, Hickory, and Mixed Woods.



Eased



Bullnose



WF6 - Knife Edge

LAMINATE TOP EDGES

The edges below are available for laminate tops and vary by product line.



Vintee, T-mold edge



3MM, Flat Plastic Edge



IPWF6 - Exposed Ply Knife Edge, Laminate Overlay Top



WD6 - Solid Wood Knife Edge



3MM, Knife Edge



IPWFLAT - Exposed Ply Flat Edge, Laminate Overlay Top



WD1

PEDESTAL TABLES - CAST IRON BASE



About the Collection

Orbit Tables feature a round cast iron base with a circular steel column. The Orbit series is available in round, square, or rectangle top shapes. Choose between 30" (dining), 36" (counter), or 42" (bar) height.

Standard Features

- Tops are available in square, round, or rectangular shapes
- Available top materials include solid wood in a variety of species and finishes or laminate top of your choosing
- Circular-shaped cast base with circular steel column
- Adjustable glides

Options & Accessories

Purse Shelf: Vintee Surfaces	114	\$250 List
Table-Flip Mechanism	114	\$140/Base
Table Connectors	114	\$75/Connection
Light Distressing	114	Call for Quote
Heavy Distressing	114	Call for Quote

Required to Order

1. Model Number and Description
2. Wood or Laminate Top Finish
3. Table Top Edge Profile
4. Table Base Finish
5. Options, if selected (above)

Example:

OR-24-24-SQ-36, Table, Orbit, OR, 24-24, Square Shape, Counter Height, Solid Wood Top, Maple, Eased Edge, Olive Green Base & Column

Notes & Tips


- * Assembly required
- * High gloss or low gloss clear coat not available


ORBIT TABLES — ROUND TABLES - 30", 36", 42" HIGH


Solid Wood Table Edge Options


Laminate Table Top Edge Options




Description	Top Size			\$ List Price							Unpkgd. Wgt. #
	Dia.	H	Model #	Maple	Hickory, White Oak	Walnut, Mixed Woods	Vinyl	Edgeband	Laminate Overlay	Wood Edges	
30" High, Round Orbit Table 	24" dia.	30"	OR-24-24-RD-30	695	1359	1522	381	475	536	883	46
	30" dia.	30"	OR-30-30-RD-30	926	1623	1817	439	569	724	1097	59
	36" dia.	30"	OR-36-36-RD-30	1236	1962	2197	556	717	978	1381	74
	42" dia.	30"	OR-42-42-RD-30	1615	2376	2661	725	848	1413	1861	104
	48" dia.	30"	OR-48-48-RD-30	2127	3123	3498	842	1057	1649	2137	127

Description	Top Size			\$ List Price							Unpkgd. Wgt. #
	Dia.	H	Model #	Maple	Hickory, White Oak	Walnut, Mixed Woods	Vinyl	Edgeband	Laminate Overlay	Wood Edges	
36" High, Round Orbit Table 	24" dia.	36"	OR-24-24-RD-36	780	1444	1607	466	560	621	968	
	30" dia.	36"	OR-30-30-RD-36	1011	1708	1902	524	654	809	1182	
	36" dia.	36"	OR-36-36-RD-36	1321	2047	2282	641	802	1063	1466	
	42" dia.	36"	OR-42-42-RD-36	1700	2461	2746	810	933	1498	1946	
	48" dia.	36"	OR-48-48-RD-36	2212	3208	3583	927	1142	1734	2222	

Description	Top Size			\$ List Price							Unpkgd. Wgt. #
	Dia.	H	Model #	Maple	Hickory, White Oak	Walnut, Mixed Woods	Vinyl	Edgeband	Laminate Overlay	Wood Edges	
36" High, Round Orbit Table With Foot Ring 	24" dia.	36"	OR-24-24-RD-36-FR	865	1529	1692	551	645	706	1053	
	30" dia.	36"	OR-30-30-RD-36-FR	1096	1793	1987	609	739	894	1267	
	36" dia.	36"	OR-36-36-RD-36-FR	1406	2132	2367	726	887	1148	1551	
	42" dia.	36"	OR-42-42-RD-36-FR	1785	2546	2831	895	1018	1583	2031	
	48" dia.	36"	OR-48-48-RD-36-FR	2297	3293	3668	1012	1227	1819	2307	

Description	Top Size			\$ List Price							Unpkgd. Wgt. #
	Dia.	H	Model #	Maple	Hickory, White Oak	Walnut, Mixed Woods	Vinyl	Edgeband	Laminate Overlay	Wood Edges	
42" High, Round Orbit Table 	24" dia.	42"	OR-24-24-RD-42	780	1444	1607	466	560	621	968	
	30" dia.	42"	OR-30-30-RD-42	1011	1708	1902	524	654	809	1182	
	36" dia.	42"	OR-36-36-RD-42	1321	2047	2282	641	802	1063	1466	
	42" dia.	42"	OR-42-42-RD-42	1700	2461	2746	810	933	1498	1946	
	48" dia.	42"	OR-48-48-RD-42	2212	3208	3583	927	1142	1734	2222	






Description	Top Size			\$ List Price							Unpkgd. Wgt. #
	Dia.	H	Model #	Maple	Hickory, White Oak	Walnut, Mixed Woods	Vinyl	Edgeband	Laminate Overlay	Wood Edges	
42" High, Round Orbit Table With Foot Ring 	24" dia.	42"	OR-24-24-RD-42-FR	865	1529	1692	551	645	706	1053	
	30" dia.	42"	OR-30-30-RD-42-FR	1096	1793	1987	609	739	894	1267	
	36" dia.	42"	OR-36-36-RD-42-FR	1406	2132	2367	726	887	1148	1551	
	42" dia.	42"	OR-42-42-RD-42-FR	1785	2546	2831	895	1018	1583	2031	
	48" dia.	42"	OR-48-48-RD-42-FR	2297	3293	3668	1012	1227	1819	2307	

ORBIT TABLES — SQUARE TABLES - 30", 36", 42" HIGH

Solid Wood Table Edge Options

Laminate Table Top Edge Options

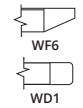



Description	Top Size			Model #	\$ List Price							Unpkgd. Wgt. #
	W	L	H		Maple	Hickory, White Oak	Walnut, Mixed Woods	Vinyl	Edgeband	Laminate Overlay	Wood Edges	
	24"	24"	30"	OR-24-24-SQ-30	678	1341	1502	381	475	451	561	46
	30"	30"	30"	OR-30-30-SQ-30	900	1592	1783	439	569	579	753	69
	36"	36"	30"	OR-36-36-SQ-30	1236	1962	2197	556	717	772	1014	85
	42"	42"	30"	OR-42-42-SQ-30	1567	2320	2598	725	848	1074	1493	126
	24"	24"	36"	OR-24-24-SQ-36	763	1426	1587	466	560	536	646	
	30"	30"	36"	OR-30-30-SQ-36	985	1677	1868	524	654	664	838	
	36"	36"	36"	OR-36-36-SQ-36	1321	2047	2282	641	802	857	1099	
	42"	42"	36"	OR-42-42-SQ-36	1652	2405	2683	810	933	1159	1578	
	24"	24"	36"	OR-24-24-SQ-36-FR	848	1511	1672	551	645	621	731	
	30"	30"	36"	OR-30-30-SQ-36-FR	1070	1762	1953	609	739	749	923	
	36"	36"	36"	OR-36-36-SQ-36-FR	1406	2132	2367	726	887	942	1184	
	42"	42"	36"	OR-42-42-SQ-36-FR	1737	2490	2768	895	1018	1244	1663	
	24"	24"	42"	OR-24-24-SQ-42	763	1426	1587	466	560	536	646	
	30"	30"	42"	OR-30-30-SQ-42	985	1677	1868	524	654	664	838	
	36"	36"	42"	OR-36-36-SQ-42	1321	2047	2282	641	802	857	1099	
	42"	42"	42"	OR-42-42-SQ-42	1652	2405	2683	810	933	1159	1578	
	24"	24"	42"	OR-24-24-SQ-42-FR	848	1511	1672	551	645	621	731	
	30"	30"	42"	OR-30-30-SQ-42-FR	1070	1762	1953	609	739	749	923	
	36"	36"	42"	OR-36-36-SQ-42-FR	1406	2132	2367	726	887	942	1184	
	42"	42"	42"	OR-42-42-SQ-42-FR	1737	2490	2768	895	1018	1244	1663	


ORBIT TABLES — RECTANGULAR TABLES - 30", 36", 42" HIGH


Solid Wood Table Edge Options


Laminate Table Top Edge Options




Description	Top Size			Model #	\$ List Price							Unpkgd. Wgt. #
	W	L	H		Maple	Hickory, White Oak	Walnut, Mixed Woods	Vinyl	Edgeband	Laminate Overlay	Wood Edges	
 30" High, Rectangular Orbit Table	24"	30"	30"	OR-24-30-RT-30	778	1455	1630	406	579	513	644	61
	24"	36"	30"	OR-24-36-RT-30	899	1690	1892	461	594	601	758	67
	30"	36"	30"	OR-30-36-RT-30	1174	1948	2182	524	670	691	1221	

Description	Top Size			Model #	\$ List Price							Unpkgd. Wgt. #
	W	L	H		Maple	Hickory, White Oak	Walnut, Mixed Woods	Vinyl	Edgeband	Laminate Overlay	Wood Edges	
 36" High, Rectangular Orbit Table	24"	30"	36"	OR-24-30-RT-36	863	1540	1715	491	664	598	729	
	24"	36"	36"	OR-24-36-RT-36	984	1775	1977	546	679	686	843	
	30"	36"	36"	OR-30-36-RT-36	1344	2118	2352	694	755	861	1391	

Description	Top Size			Model #	\$ List Price							Unpkgd. Wgt. #
	W	L	H		Maple	Hickory, White Oak	Walnut, Mixed Woods	Vinyl	Edgeband	Laminate Overlay	Wood Edges	
 36" High, Rectangular Orbit Table With Foot Ring	24"	30"	36"	OR-24-30-RT-36-FR	948	1625	1800	576	749	683	814	
	24"	36"	36"	OR-24-36-RT-36-FR	1069	1860	2062	631	764	771	928	

Description	Top Size			Model #	\$ List Price							Unpkgd. Wgt. #
	W	L	H		Maple	Hickory, White Oak	Walnut, Mixed Woods	Vinyl	Edgeband	Laminate Overlay	Wood Edges	
 42" High, Rectangular Orbit Table	24"	30"	42"	OR-24-30-RT-42	863	1540	1715	491	664	598	729	
	24"	36"	42"	OR-24-36-RT-42	984	1775	1977	546	679	686	843	
	30"	36"	42"	OR-30-36-RT-42	1344	2118	2352	694	755	861	1391	


Description	Top Size			Model #	\$ List Price							Unpkgd. Wgt. #
	W	L	H		Maple	Hickory, White Oak	Walnut, Mixed Woods	Vinyl	Edgeband	Laminate Overlay	Wood Edges	
 42" High, Rectangular Orbit Table With Foot Ring	24"	30"	42"	OR-24-30-RT-42-FR	948	1625	1800	576	749	683	814	
	24"	36"	42"	OR-24-36-RT-42-FR	1069	1860	2062	631	764	771	928	


ORBIT TABLES — RECTANGULAR TABLES - 30", 36", 42" HIGH


Solid Wood Table Edge Options

Laminate Table Top Edge Options



Description	Top Size			Model #	\$ List Price							Unpkgd. Wgt. #
	W	L	H		Maple	Hickory, White Oak	Walnut, Mixed Woods	Vinyl	Edgeband	Laminate Overlay	Wood Edges	
 <p>30" High, Rectangular Orbit Table With Two Bases</p>	24"	42"	30"	OR-24-42-RT-30	1031	1822	2041	486	670	689	843	73
	24"	48"	30"	OR-24-48-RT-30	1143	1930	2162	524	709	735	940	
	24"	60"	30"	OR-24-60-RT-30	1577	2244	2513	741	975	1015	1281	
	24"	72"	30"	OR-24-72-RT-30	1781	2560	2867	810	1052	1020	1452	
	30"	42"	30"	OR-30-42-RT-30	1187	2009	2250	546	705	794	899	
	30"	48"	30"	OR-30-48-RT-30	1308	2152	2411	581	770	842	1034	
	30"	60"	30"	OR-30-60-RT-30	1833	2641	2958	852	1042	1196	1550	
	30"	72"	30"	OR-30-72-RT-30	2089	3041	3406	924	1150	1348	1765	
	36"	60"	30"	OR-36-60-RT-30	2089	3041	3406	915	1145	1348	1765	
	36"	72"	30"	OR-36-72-RT-30	2397	3521	3943	1004	1191	1532	2021	

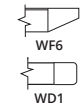
Description	Top Size			Model #	\$ List Price							Unpkgd. Wgt. #
	W	L	H		Maple	Hickory, White Oak	Walnut, Mixed Woods	Vinyl	Edgeband	Laminate Overlay	Wood Edges	
 <p>36" High, Rectangular Orbit Table With Two Bases</p>	24"	42"	36"	OR-24-42-RT-36	1116	1907	2126	571	755	774	928	
	24"	48"	36"	OR-24-48-RT-36	1313	2100	2332	694	879	905	1110	
	24"	60"	36"	OR-24-60-RT-36	1747	2414	2683	911	1145	1185	1451	
	24"	72"	36"	OR-24-72-RT-36	1951	2730	3037	980	1222	1190	1622	
	30"	42"	36"	OR-30-42-RT-36	1357	2179	2420	716	875	964	1069	
	30"	48"	36"	OR-30-48-RT-36	1478	2322	2581	751	940	1012	1204	
	30"	60"	36"	OR-30-60-RT-36	2003	2811	3128	1022	1212	1366	1720	
	30"	72"	36"	OR-30-72-RT-36	2259	3211	3576	1094	1320	1518	1935	
	36"	60"	36"	OR-36-60-RT-36	2259	3211	3576	1085	1315	1518	1935	
	36"	72"	36"	OR-36-72-RT-36	2567	3691	4113	1174	1361	1702	2191	


Description	Top Size			Model #	\$ List Price							Unpkgd. Wgt. #
	W	L	H		Maple	Hickory, White Oak	Walnut, Mixed Woods	Vinyl	Edgeband	Laminate Overlay	Wood Edges	
 <p>36" High, Rectangular Orbit Table With Two Bases and Foot Ring</p>	24"	60"	36"	OR-24-60-RT-36-FR	1917	2584	2853	1081	1315	1355	1621	
	24"	72"	36"	OR-24-72-RT-36-FR	2121	2900	3207	1150	1392	1360	1792	
	30"	60"	36"	OR-30-60-RT-36-FR	2173	2981	3298	1192	1382	1536	1890	
	30"	72"	36"	OR-30-72-RT-36-FR	2429	3381	3746	1264	1490	1688	2105	
	36"	60"	36"	OR-36-60-RT-36-FR	2429	3381	3746	1255	1485	1688	2105	
	36"	72"	36"	OR-36-72-RT-36-FR	2737	3861	4283	1344	1531	1872	2361	


ORBIT TABLES — RECTANGULAR TABLES - 30", 36", 42" HIGH

Solid Wood Table Edge Options

Laminate Table Top Edge Options



Description	Top Size			Model #	\$ List Price							Unpkgd. Wgt. #
	W	L	H		Maple	Hickory, White Oak	Walnut, Mixed Woods	Vinyl	Edgeband	Laminate Overlay	Wood Edges	
 42" High, Rectangular Orbit Table With Two Bases	24"	42"	42"	OR-24-42-RT-42	1116	1907	2126	571	755	774	928	
	24"	48"	42"	OR-24-48-RT-42	1313	2100	2332	694	879	905	1110	
	24"	60"	42"	OR-24-60-RT-42	1747	2414	2683	911	1145	1185	1451	
	24"	72"	42"	OR-24-72-RT-42	1951	2730	3037	980	1222	1190	1622	
	30"	42"	42"	OR-30-42-RT-42	1357	2179	2420	716	875	964	1069	
	30"	48"	42"	OR-30-48-RT-42	1478	2322	2581	751	940	1012	1204	
	30"	60"	42"	OR-30-60-RT-42	2003	2811	3128	1022	1212	1366	1720	
	30"	72"	42"	OR-30-72-RT-42	2259	3211	3576	1094	1320	1518	1935	
	36"	60"	42"	OR-36-60-RT-42	2259	3211	3576	1085	1315	1518	1935	
	36"	72"	42"	OR-36-72-RT-42	2567	3691	4113	1174	1361	1702	2191	

Description	W	L	H	Model #	Maple	Hickory, White Oak	Walnut, Mixed Woods	Vinyl	Edgeband	Laminate Overlay	Wood Edges	Unpkgd. Wgt. #
 42" High, Rectangular Orbit Table With Two Bases and Foot Ring	24"	60"	42"	OR-24-60-RT-42-FR	1917	2584	2853	1081	1315	1355	1621	
	24"	72"	42"	OR-24-72-RT-42-FR	2121	2900	3207	1150	1392	1360	1792	
	30"	60"	42"	OR-30-60-RT-42-FR	2173	2981	3298	1192	1382	1536	1890	
	30"	72"	42"	OR-30-72-RT-42-FR	2429	3381	3746	1264	1490	1688	2105	
	36"	60"	42"	OR-36-60-RT-42-FR	2429	3381	3746	1255	1485	1688	2105	
	36"	72"	42"	OR-36-72-RT-42-FR	2737	3861	4283	1344	1531	1872	2361	



About the Collection

Spartan Tables feature an X-shaped or T-shaped cast iron base with a circular steel column. The Spartan series is available in round, square, or rectangle top shapes. Choose between 30" (dining), 36" (counter), or 42" (bar) height.

Standard Features

- Tops are available in square, round, or rectangular shapes
- Available top materials include solid wood in a variety of species and finishes or laminate tops of your choosing
- X-based shaped cast base with circular steel column
- Adjustable glides

Options & Accessories

Purse Shelf: Vintee Surfaces	114	\$250
Self-Leveling Glides	114	\$12/T-Base, \$24/X-Base
Table-Flip Mechanism	114	\$140/Base
Table Connectors	114	\$75/Connection
Light Distressing	114	Call for Quote
Heavy Distressing	114	Call for Quote

Required to Order

1. Model Number and Description
2. Wood or Laminate Top Finish
3. Table Top Edge Profile
4. Table Base Finish
5. Options, if selected (above)
6. Glides, if other than standard listed

Example:

SP-24-24-SQ-36, Table, Spartan, SP, 24-24, Square Shape, Counter Height, Solid Wood Top, Maple, Eased Edge, Olive Green Base & Column

Notes & Tips

- * When specifying self-leveling glides, overall height of table increases by 1/4"
- * Assembly required
- * High gloss or low gloss clear coat not available

SPARTAN TABLES — ROUND TABLES - 30", 36", 42" HIGH

Solid Wood Table Edge Options

Laminate Table Top Edge Options



Eased

Bullnose






WF6

Vintee

3MM

IPWF6
IPWFlat

WF6
WD1






Description	Top Size			\$ List Price							Unpkgd. Wgt. #
	Dia.	H	Model #	Maple	Hickory, White Oak	Walnut, Mixed Woods	Vinyl	Edgeband	Laminate Overlay	Wood Edges	
	24" dia.	30"	SP-24-24-RD-30	559	1199	1343	377	429	532	878	36
	30" dia.	30"	SP-30-30-RD-30	791	1464	1640	437	495	719	1092	48
	36" dia.	30"	SP-36-36-RD-30	1080	1782	1996	541	615	962	1366	64
	42" dia.	30"	SP-42-42-RD-30	1797	2571	2879	810	919	1500	1937	85
	24" dia.	36"	SP-24-24-RD-36	644	1284	1428	462	514	617	963	
	30" dia.	36"	SP-30-30-RD-36	876	1549	1725	522	580	804	1177	
	36" dia.	36"	SP-36-36-RD-36	1165	1867	2081	626	700	1047	1451	
	24" dia.	36"	SP-24-24-RD-36-FR	729	1369	1513	547	599	702	1048	
	30" dia.	36"	SP-30-30-RD-36-FR	961	1634	1810	607	665	889	1262	
	36" dia.	36"	SP-36-36-RD-36-FR	1250	1952	2166	711	785	1132	1536	
	24" dia.	42"	SP-24-24-RD-42	644	1284	1428	462	514	617	963	
	30" dia.	42"	SP-30-30-RD-42	876	1549	1725	522	580	804	1177	
	36" dia.	42"	SP-36-36-RD-42	1165	1867	2081	626	700	1047	1451	
	24" dia.	42"	SP-24-24-RD-42-FR	729	1369	1513	547	599	702	1048	
	30" dia.	42"	SP-30-30-RD-42-FR	961	1634	1810	607	665	889	1262	
	36" dia.	42"	SP-36-36-RD-42-FR	1250	1952	2166	711	785	1132	1536	

SPARTAN TABLES — SQUARE TABLES - 30", 36", 42" HIGH

Solid Wood Table Edge Options

Laminate Table Top Edge Options

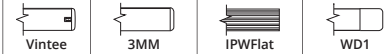







Description	Top Size			Model #	\$ List Price							Unpkgd. Wgt. #
	W	L	H		Maple	Hickory, White Oak	Walnut, Mixed Woods	Vinyl	Edgeband	Laminate Overlay	Wood Edges	
	24"	24"	30"	SP-24-24-SQ-30	546	1184	1326	377	429	446	764	42
	30"	30"	30"	SP-30-30-SQ-30	768	1437	1609	447	495	587	980	55
	36"	36"	30"	SP-36-36-SQ-30	1080	1782	1996	522	615	738	1213	75
	42"	42"	30"	SP-42-42-SQ-30	1747	2513	2815	810	1029	1161	1820	100
	24"	24"	36"	SP-24-24-SQ-36	631	1269	1411	462	514	531	849	
	30"	30"	36"	SP-30-30-SQ-36	853	1522	1694	532	580	672	1065	
	36"	36"	36"	SP-36-36-SQ-36	1165	1867	2081	607	700	823	1298	
	24"	24"	36"	SP-24-24-SQ-36-FR	716	1354	1496	547	599	616	934	
	30"	30"	36"	SP-30-30-SQ-36-FR	938	1607	1779	617	665	757	1150	
	36"	36"	36"	SP-36-36-SQ-36-FR	1250	1952	2166	692	785	908	1383	
	24"	24"	42"	SP-24-24-SQ-42	631	1269	1411	462	514	531	849	
	30"	30"	42"	SP-30-30-SQ-42	853	1522	1694	532	580	672	1065	
	36"	36"	42"	SP-36-36-SQ-42	1165	1867	2081	607	700	823	1298	
	24"	24"	42"	SP-24-24-SQ-42-FR	716	1354	1496	547	599	616	934	
	30"	30"	42"	SP-30-30-SQ-42-FR	938	1607	1779	617	665	757	1150	
	36"	36"	42"	SP-36-36-SQ-42-FR	1250	1952	2166	692	785	908	1383	

SPARTAN TABLES — RECTANGULAR TABLES - 30", 36", 42" HIGH

Solid Wood Table Edge Options

Laminate Table Top Edge Options




Description	Top Size			Model #	\$ List Price							Unpkgd. Wgt. #
	W	L	H		Maple	Hickory, White Oak	Walnut, Mixed Woods	Vinyl	Edgeband	Laminate Overlay	Wood Edges	
	24"	30"	30"	SP-24-30-RT-30	644	1297	1452	403	459	509	854	50
	24"	36"	30"	SP-24-36-RT-30	767	1379	1545	443	500	582	959	56
	24"	42"	30"	SP-24-42-RT-30	872	1460	1635	471	560	672	1048	65
	30"	36"	30"	SP-30-36-RT-30	919	1559	1746	498	560	663	1094	65
	24"	30"	36"	SP-24-30-RT-36	729	1382	1537	488	544	594	939	
	24"	36"	36"	SP-24-36-RT-36	852	1464	1630	528	585	667	1044	
	24"	42"	36"	SP-24-42-RT-36	957	1545	1720	556	645	757	1133	
	30"	36"	36"	SP-30-36-RT-36	1004	1644	1831	583	645	748	1179	
	24"	30"	36"	SP-24-30-RT-36-FR	814	1467	1622	573	629	679	1024	
	24"	36"	36"	SP-24-36-RT-36-FR	937	1549	1715	613	670	752	1129	
	24"	42"	36"	SP-24-42-RT-36-FR	1042	1630	1805	641	730	842	1218	
	30"	36"	36"	SP-30-36-RT-36-FR	1089	1729	1916	668	730	833	1264	
	24"	30"	42"	SP-24-30-RT-42	729	1382	1537	488	544	594	939	
	24"	36"	42"	SP-24-36-RT-42	852	1464	1630	528	585	667	1044	
	24"	42"	42"	SP-24-42-RT-42	957	1545	1720	556	645	757	1133	
	30"	36"	42"	SP-30-36-RT-42	1004	1644	1831	583	645	748	1179	
	24"	30"	42"	SP-24-30-RT-42-FR	814	1467	1622	573	629	679	1024	
	24"	36"	42"	SP-24-36-RT-42-FR	937	1549	1715	613	670	752	1129	
	24"	42"	42"	SP-24-42-RT-42-FR	1042	1630	1805	641	730	842	1218	
	30"	36"	42"	SP-30-36-RT-42-FR	1089	1729	1916	668	730	833	1264	


SPARTAN TABLES — RECTANGULAR TABLES - 30", 36", 42" HIGH


Solid Wood Table Edge Options

Laminate Table Top Edge Options



Description	Top Size			Model #	\$ List Price							Unpkgd. Wgt. #
	W	L	H		Maple	Hickory, White Oak	Walnut, Mixed Woods	Vinyl	Edgeband	Laminate Overlay	Wood Edges	
30" High, Rectangular Spartan Table With T-Bases 	24"	48"	30"	SP-24-48-RT-30	1194	1786	2001	516	595	715	1096	70
	24"	60"	30"	SP-24-60-RT-30	1292	1909	2138	704	749	976	1482	
	24"	72"	30"	SP-24-72-RT-30	1498	2228	2496	773	824	982	1663	
	30"	48"	30"	SP-30-48-RT-30	1255	1865	2088	536	633	797	1300	
	30"	60"	30"	SP-30-60-RT-30	1547	2306	2583	731	815	1059	1526	
	30"	72"	30"	SP-30-72-RT-30	1805	2706	3031	804	894	1102	1751	

Description	Top Size			Model #	\$ List Price							Unpkgd. Wgt. #
	W	L	H		Maple	Hickory, White Oak	Walnut, Mixed Woods	Vinyl	Edgeband	Laminate Overlay	Wood Edges	
36" High, Rectangular Spartan Table With T-Bases 	24"	48"	36"	SP-24-48-RT-36	1364	1956	2171	686	765	885	1266	
	24"	60"	36"	SP-24-60-RT-36	1462	2079	2308	874	919	1146	1652	
	24"	72"	36"	SP-24-72-RT-36	1668	2398	2666	943	994	1152	1833	
	30"	48"	36"	SP-30-48-RT-36	1425	2035	2258	706	803	967	1470	
	30"	60"	36"	SP-30-60-RT-36	1717	2476	2753	901	985	1229	1696	
	30"	72"	36"	SP-30-72-RT-36	1975	2876	3201	974	1064	1272	1921	






Description	Top Size			Model #	\$ List Price							Unpkgd. Wgt. #
	W	L	H		Maple	Hickory, White Oak	Walnut, Mixed Woods	Vinyl	Edgeband	Laminate Overlay	Wood Edges	
42" High, Rectangular Spartan Table With T-Bases 	24"	48"	42"	SP-24-48-RT-42	1364	1956	2171	686	765	885	1266	
	24"	60"	42"	SP-24-60-RT-42	1462	2079	2308	874	919	1146	1652	
	24"	72"	42"	SP-24-72-RT-42	1668	2398	2666	943	994	1152	1833	
	30"	48"	42"	SP-30-48-RT-42	1425	2035	2258	706	803	967	1470	
	30"	60"	42"	SP-30-60-RT-42	1717	2476	2753	901	985	1229	1696	
	30"	72"	42"	SP-30-72-RT-42	1975	2876	3201	974	1064	1272	1921	

SPARTAN TABLES — RECTANGULAR TABLES - 30", 36", 42" HIGH

Solid Wood Table Edge Options

Laminate Table Top Edge Options

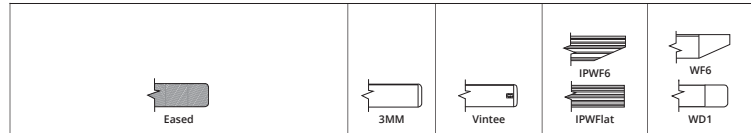


Description	Top Size			Model #	\$ List Price							Unpkgd. Wgt. #
	W	L	H		Maple	Hickory, White Oak	Walnut, Mixed Woods	Vinyl	Edgeband	Laminate Overlay	Wood Edges	
30" High, Rectangular Spartan Table With Two X-Bases 	36"	60"	30"	SP-36-60-RT-30	1821	2726	3053	857	902	1291	1968	
	36"	72"	30"	SP-36-72-RT-30	2138	3215	3600	971	1021	1492	2332	
	36" High, Rectangular Spartan Table With Two X-Bases 	36"	60"	36"	SP-36-60-RT-36	1991	2896	3223	1027	1072	1461	2138
36"		72"	36"	SP-36-72-RT-36	2308	3385	3770	1141	1191	1662	2502	
36" High, Rectangular Spartan Table With Two X-Bases With Foot Rings 		36"	60"	36"	SP-36-60-RT-36-FR	2161	3066	3393	1197	1242	1631	2308
	36"	72"	36"	SP-36-72-RT-36-FR	2478	3555	3940	1311	1361	1832	2672	
	42" High, Rectangular Spartan Table With Two X-Bases 	36"	60"	42"	SP-36-60-RT-42	1991	2896	3223	1027	1072	1461	2138
36"		72"	42"	SP-36-72-RT-42	2308	3385	3770	1141	1191	1662	2502	
42" High, Rectangular Spartan Table With Two X-Bases With Foot Rings 		36"	60"	42"	SP-36-60-RT-42-FR	2161	3066	3393	1197	1242	1631	2308
	36"	72"	42"	SP-36-72-RT-42-FR	2478	3555	3940	1311	1361	1832	2672	

SPARTAN TABLES — SQUARE-TO-ROUND TABLES - 30" HIGH

Solid Wood Table Edge Options

Laminate Table Top Edge Options



Description	Top Size			Model #	\$ List Price							Unpkgd. Wgt. #
	W	L	H		Maple	Hickory, White Oak	Walnut, Mixed Woods	Edgeband	Vinyl	Laminate Overlay	Wood Edges	
30" High, Square-to-Round Spartan Table	30"	42"	30"	SP-30-42-SQRD-30	2528	3669	4109	1310	N/A	N/A	N/A	80
	36"	51"	30"	SP-36-51-SQRD-30	3150	4701	5265	1930	N/A	N/A	N/A	80



PEDESTAL TABLES - STEEL BASE



About the Collection

The Bowen Outdoor Pedestal Table features a 3" round powder coated steel column and plate base with a durable outdoor slatted high-density polyethylene (HDPE) top surface. HDPE is a sustainable wood alternative made primarily from recycled plastic.. Choose between 30" (dining), 36" (counter), or 42" (bar) height.

Standard Features

- Top surface available in HDPE materials suitable for the outdoors.
- HDPE is a sustainable dimensional wood alternative made primarily from recycled and recyclable plastic. It is a high-performance, low maintenance material that is color stable and will never splinter, crack nor chip.
- Tops are available in square or rectangular shapes
- 3" round steel column
- Steel base finished in the powder coat color of your choice
- Slats are 5.5" wide spaced .375" apart for easy cleaning
- Bullnose edge profile
- 2.5" Radius corners on tops and base plate
- Plastic glides

Options & Accessories

Felt Glides for indoor use

-

Add to List Price

\$0

Required to Order

1. Model Number and Description
2. Wood Top Finish
3. Metal Finish


Example:


BWP-24-29-RT-30; 30" High Bowen Communal Table; Black Top, Ink Black base


Notes & Tips

- * Assembly required
- * High gloss and low gloss clear coat not available on Bowen Tables

BOWEN TABLES — SQUARE, RECTANGULAR TABLES - 30", 36", 42" HIGH

Description	Top Size				\$ List Price	Unpkgd. Wgt. #
	W	L	H	Model #		
30" High, Bowen Table With round column 					HDPE	
	24"	24"	30"	BWP-24-24-SQ-30	1266	47
	30"	29"	30"	BWP-30-29-SQ-30	1532	71
	36"	35"	30"	BWP-36-35-SQ-30	2075	106
	24"	29"	30"	BWP-24-29-RT-30	1466	57
	24"	35"	30"	BWP-24-35-RT-30	1657	68
	30"	35"	30"	BWP-30-35-RT-30	1987	85

Description	Top Size				\$ List Price	Unpkgd. Wgt. #
	W	L	H	Model #		
36" High, Bowen Table With round column 					HDPE	
	24"	24"	36"	BWP-24-24-SQ-36	1351	53
	30"	29"	36"	BWP-30-29-SQ-36	1617	79
	36"	35"	36"	BWP-36-35-SQ-36	2160	116
	24"	29"	36"	BWP-24-29-RT-36	1551	64
	24"	35"	36"	BWP-24-35-RT-36	1742	76
	30"	35"	36"	BWP-30-35-RT-36	2072	94

Description	Top Size				\$ List Price	Unpkgd. Wgt. #
	W	L	H	Model #		
42" High, Bowen Table With round column 					HDPE	
	24"	24"	42"	BWP-24-24-SQ-42	1351	54
	30"	29"	42"	BWP-30-29-SQ-42	1617	80
	36"	35"	42"	BWP-36-35-SQ-42	2160	117
	24"	29"	42"	BWP-24-29-RT-42	1551	65
	24"	35"	42"	BWP-24-35-RT-42	1742	85
	30"	35"	42"	BWP-30-35-RT-42	2072	95



About the Collection

Brady Pedestal Tables feature a square steel base with square steel columns. The Brady series is available in round, square, or rectangle top shapes. Choose between 30" (dining), 36" (counter), or 42" (bar) height.

Standard Features

- Tops are available in square, round, or rectangular shapes
- Available top materials include solid wood in a variety of species and finishes or laminate tops of your choosing
- The column is 4" square steel unit
- Square shaped base with a square steel column
- The base is finished in the metal finish of your choice
- Felt glides

Options & Accessories

Light Distressing	114	Call for Quote
Heavy Distressing	114	Call for Quote

Required to Order

1. Model Number and Description
2. Wood or Laminate Top Finish
3. Table Top Edge Profile
4. Table Base Finish
5. Options, if selected (above)

Example:

BRP-24-24-SQ-36, Table, Brady Pedestal, BRP, 24-24, Square Shape, Counter Height, Solid Wood Top, Maple, Eased Edge, Olive Green Base & Column

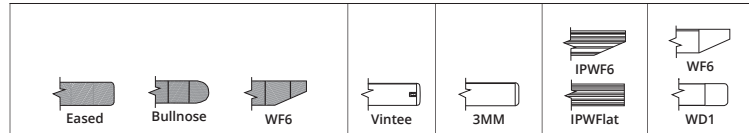
Notes & Tips




- * Assembly required
- * Please note, round and square tops that are larger than 36" will require an additional column or base

BRADY TABLES — ROUND TABLES - 30", 36", 42" HIGH

Solid Wood Table Edge Options

Laminate Table Top Edge Options

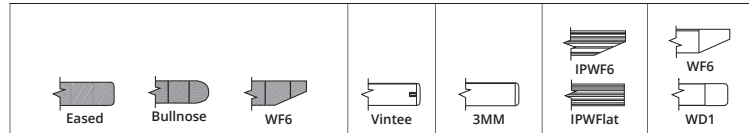





Description	Top Size		Model #	\$ List Price							Unpkgd. Wgt. #
	Dia.	H		Maple	Hickory, White Oak	Walnut, Mixed Woods	Vinyl	Edgeband	Laminate Overlay	Wood Edges	
30" High, Round Brady Table 	30" dia.	30"	BRP-30-30-RD-30	1088	1820	2039	937	814	1291	1799	84
	36" dia.	30"	BRP-36-36-RD-30	1368	2128	2383	1054	919	1588	2134	94
36" High, Round Brady Table 	30" dia.	36"	BRP-30-30-RD-36	1173	1905	2124	1022	899	1376	1884	
	36" dia.	36"	BRP-36-36-RD-36	1453	2213	2468	1139	1004	1673	2219	
42" High, Round Brady Table 	30" dia.	42"	BRP-30-30-RD-42	1173	1905	2124	1022	899	1376	1884	
	36" dia.	42"	BRP-36-36-RD-42	1453	2213	2468	1139	1004	1673	2219	

BRADY TABLES — SQUARE TABLES - 30", 36", 42" HIGH

Solid Wood Table Edge Options

Laminate Table Top Edge Options

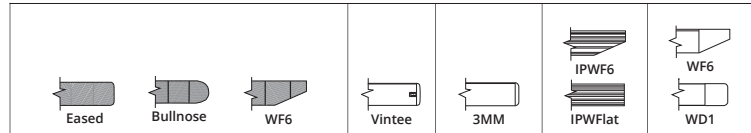


Description	Top Size			Model #	\$ List Price							Unpkgd. Wgt. #
	W	L	H		Maple	Hickory, White Oak	Walnut, Mixed Woods	Vinyl	Edgeband	Laminate Overlay	Wood Edges	
30" High, Square Brady Table 	24"	24"	30"	BRP-24-24-SQ-30	798	1487	1666	714	696	798	959	69
	30"	30"	30"	BRP-30-30-SQ-30	1048	1773	1986	937	796	1108	1361	98
	36"	36"	30"	BRP-36-36-SQ-30	1352	2110	2363	1054	902	1320	1665	113
36" High, Square Brady Table 	24"	24"	36"	BRP-24-24-SQ-36	883	1572	1751	799	781	883	1044	
	30"	30"	36"	BRP-30-30-SQ-36	1133	1858	2071	1022	881	1193	1446	
	36"	36"	36"	BRP-36-36-SQ-36	1437	2195	2448	1139	987	1405	1750	
42" High, Square Brady Table 	24"	24"	42"	BRP-24-24-SQ-42	883	1572	1751	799	781	883	1044	
	30"	30"	42"	BRP-30-30-SQ-42	1133	1858	2071	1022	881	1193	1446	
	36"	36"	42"	BRP-36-36-SQ-42	1437	2195	2448	1139	987	1405	1750	

BRADY TABLES — RECTANGULAR TABLES - 30", 36", 42" HIGH

Solid Wood Table Edge Options

Laminate Table Top Edge Options



Description	Top Size			Model #	\$ List Price							Unpkgd. Wgt. #
	W	L	H		Maple	Hickory, White Oak	Walnut, Mixed Woods	Vinyl	Edgeband	Laminate Overlay	Wood Edges	
30" High, Rectangular Brady Table	24"	30"	30"	BRP-24-30-RT-30	1001	1725	1932	810	839	937	1122	
	24"	36"	30"	BRP-24-36-RT-30	1119	1799	2015	845	870	1013	1228	
	30"	36"	30"	BRP-30-36-RT-30	1268	1976	2213	910	932	1114	1388	



About the Collection

Cassandra Tables feature an X-shaped or 4-column base with circular steel columns. The Cassandra series is available in round, square, or rectangle top shapes. Choose between 30" (dining), 36" (counter), or 42" (bar) height.

Standard Features

- Tops are available in square, round, or rectangular shapes
- Available top materials include solid wood in a variety of species and finishes or laminate tops of your choosing
- X-shaped base with a circular steel column
- The base is finished in the metal finish of your choice
- Adjustable glides

Options & Accessories

Purse Shelf: Vintee Surfaces	114	\$250
Self-Leveling Glides	114	\$14/T-Base, \$24/X-Base
Table-Flip Mechanism	114	\$140/Base
Table-Fold Mechanism	114	\$250/Table
Table Connectors	114	\$75/Connection

Required to Order

1. Model Number and Description
2. Wood or Laminate Top Finish
3. Table Top Edge Profile
4. Table Base Finish
5. Options, if selected (above)
6. Glides, if other than standard listed

Example:

CA-24-24-SQ-36, Table, Cassandra, CA, 24-24, Square Shape, Counter Height, Solid Wood Top, Maple, Eased Edge, Olive Green Base & Column

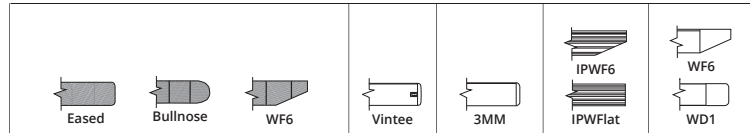
Notes & Tips





- * When specifying self-leveling glides, overall height of table increases by 1/4"
- * Assembly required
- * Please note, round and square tops that are larger than 36" will require an additional column or base

CASSANDRA TABLES — ROUND TABLES - 30", 36", 42" HIGH

Solid Wood Table Edge Options

Laminate Table Top Edge Options

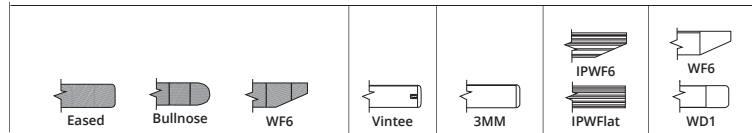



Description	Top Size		Model #	\$ List Price							Unpkgd. Wgt. #
	Dia.	H		Maple	Hickory, White Oak	Walnut, Mixed Woods	Vinyl	Edgeband	Laminate Overlay	Wood Edges	
30" High, Round Cassandra Table 	24" dia.	30"	CA-24-24-RD-30	799	1481	1659	498	639	677	1108	44
	30" dia.	30"	CA-30-30-RD-30	1030	1744	1954	567	705	902	1323	57
	36" dia.	30"	CA-36-36-RD-30	1342	2088	2339	674	837	1173	1656	75
36" High, Round Cassandra Table 	24" dia.	36"	CA-24-24-RD-36	884	1566	1744	583	724	762	1193	
	30" dia.	36"	CA-30-30-RD-36	1115	1829	2039	652	790	987	1408	
	36" dia.	36"	CA-36-36-RD-36	1427	2173	2424	759	922	1258	1741	
36" High, Round Cassandra Table With Foot Ring 	24" dia.	36"	CA-24-24-RD-36-FR	969	1651	1829	668	809	847	1278	
	30" dia.	36"	CA-30-30-RD-36-FR	1200	1914	2124	737	875	1072	1493	
	36" dia.	36"	CA-36-36-RD-36-FR	1512	2258	2509	844	1007	1343	1826	
42" High, Round Cassandra Table 	24" dia.	42"	CA-24-24-RD-42	884	1566	1744	583	724	762	1193	
	30" dia.	42"	CA-30-30-RD-42	1115	1829	2039	652	790	987	1408	
	36" dia.	42"	CA-36-36-RD-42	1427	2173	2424	759	922	1258	1741	


CASSANDRA TABLES — ROUND TABLES - 30", 36", 42" HIGH


Solid Wood Table Edge Options


Laminate Table Top Edge Options



Description	Top Size		\$ List Price								Unpkgd. Wgt. #
	Dia.	H	Model #	Maple	Hickory, White Oak	Walnut, Mixed Woods	Vinyl	Edgeband	Laminate Overlay	Wood Edges	
42" High, Round Cassandra Table With Foot Ring 	24" dia.	42"	CA-24-24-RD-42-FR	969	1651	1829	668	809	847	1278	
	30" dia.	42"	CA-30-30-RD-42-FR	1200	1914	2124	737	875	1072	1493	
	36" dia.	42"	CA-42-42-RD-42-FR	1512	2258	2509	844	1007	1343	1826	

Description	Top Size		\$ List Price								Unpkgd. Wgt. #
	Dia.	H	Model #	Maple	Hickory, White Oak	Walnut, Mixed Woods	Vinyl	Edgeband	Laminate Overlay	Wood Edges	
30" High, Round Cassandra Table With Four Columns 	42" da.	30"	CA-42-42-RD-30	2043	2856	3198	1094	1248	1906	2434	
	48" da.	30"	CA-48-48-RD-30	2446	3497	3917	1191	1597	2141	2735	
	54" dia.	30"	CA-54-54-RD-30	2945	4249	4758	1414	1765	2741	3544	
	60" dia.	30"	CA-60-60-RD-30	3549	5147	5764	1670	N/A	2960	3771	
	72" dia.	30"	CA-72-72-RD-30	5047	7333	8213	1767	N/A	3451	3983	

Description	Top Size		\$ List Price								Unpkgd. Wgt. #
	Dia.	H	Model #	Maple	Hickory, White Oak	Walnut, Mixed Woods	Vinyl	Edgeband	Laminate Overlay	Wood Edges	
36" High, Round Cassandra Table With Four Columns 	42" dia.	36"	CA-42-42-RD-36	2383	3196	3538	1434	1588	2246	2774	







Description	Top Size		\$ List Price								Unpkgd. Wgt. #
	Dia.	H	Model #	Maple	Hickory, White Oak	Walnut, Mixed Woods	Vinyl	Edgeband	Laminate Overlay	Wood Edges	
42" High, Round Cassandra Table With Four Columns 	42" dia.	42"	CA-42-42-RD-42	2383	3196	3538	1434	1588	2246	2774	

CASSANDRA TABLES — SQUARE TABLES - 30", 36", 42" HIGH

Solid Wood Table Edge Options

Laminate Table Top Edge Options




Description	Top Size			Model #	\$ List Price								Unpkgd. Wgt. #
	W	L	H		Maple	Hickory, White Oak	Walnut, Mixed Woods	Vinyl	Edgeband	Laminate Overlay	Wood Edges		
	24"	24"	30"	CA-24-24-SQ-30	754	1428	1599	498	610	678	964	44	
	30"	30"	30"	CA-30-30-SQ-30	1037	1752	1962	567	735	738	1239	57	
	36"	36"	30"	CA-36-36-SQ-30	1374	2125	2380	715	868	968	1495	92	
	24"	24"	36"	CA-24-24-SQ-36	839	1513	1684	583	695	763	1049		
	30"	30"	36"	CA-30-30-SQ-36	1122	1837	2047	652	820	823	1324		
	36"	36"	36"	CA-36-36-SQ-36	1459	2210	2465	800	953	1053	1580		
	24"	24"	36"	CA-24-24-SQ-36-FR	924	1598	1769	668	780	848	1134		
	30"	30"	36"	CA-30-30-SQ-36-FR	1207	1922	2132	737	905	908	1409		
	36"	36"	36"	CA-36-36-SQ-36-FR	1544	2295	2550	885	1038	1138	1665		
	24"	24"	42"	CA-24-24-SQ-42	839	1513	1684	583	695	763	1049		
	30"	30"	42"	CA-30-30-SQ-42	1122	1837	2047	652	820	823	1324		
	36"	36"	42"	CA-36-36-SQ-42	1459	2210	2465	800	953	1053	1580		
	24"	24"	42"	CA-24-24-SQ-42-FR	924	1598	1769	668	780	848	1134		
	30"	30"	42"	CA-30-30-SQ-42-FR	1207	1922	2132	737	905	908	1409		
	36"	36"	42"	CA-36-36-SQ-42-FR	1544	2295	2550	885	1038	1138	1665		
	42"	42"	30"	CA-42-42-SQ-30	1998	2824	3162	1053	1241	1459	2061		
	48"	48"	30"	CA-48-48-SQ-30	2429	3477	3894	1217	1414	1730	2359		


CASSANDRA TABLES — RECTANGULAR TABLES - 30", 36", 42" HIGH


Solid Wood Table Edge Options


Laminate Table Top Edge Options




Description	Top Size			Model #	\$ List Price							Unpkgd. Wgt. #
	W	L	H		Maple	Hickory, White Oak	Walnut, Mixed Woods	Vinyl	Edgeband	Laminate Overlay	Wood Edges	
30" High, Rectangular Cassandra Table 	24"	30"	30"	CA-24-30-RT-30	881	1575	1764	528	669	652	1084	50
	24"	36"	30"	CA-24-36-RT-30	1019	1674	1875	562	714	725	1203	56
	24"	42"	30"	CA-24-42-RT-30	1123	1753	1964	594	774	832	1291	70

Description	Top Size			Model #	\$ List Price							Unpkgd. Wgt. #
	W	L	H		Maple	Hickory, White Oak	Walnut, Mixed Woods	Vinyl	Edgeband	Laminate Overlay	Wood Edges	
36" High, Rectangular Cassandra Table 	24"	30"	36"	CA-24-30-RT-36	966	1660	1849	613	754	737	1169	
	24"	36"	36"	CA-24-36-RT-36	1104	1759	1960	647	799	810	1288	
	24"	42"	36"	CA-24-42-RT-36	1208	1838	2049	679	859	917	1376	

Description	Top Size			Model #	\$ List Price							Unpkgd. Wgt. #
	W	L	H		Maple	Hickory, White Oak	Walnut, Mixed Woods	Vinyl	Edgeband	Laminate Overlay	Wood Edges	
36" High, Rectangular Cassandra Table With Foot Ring 	24"	30"	36"	CA-24-30-RT-36-FR	1051	1745	1934	698	839	822	1254	
	24"	36"	36"	CA-24-36-RT-36-FR	1189	1844	2045	732	884	895	1373	
	24"	42"	36"	CA-24-42-RT-36-FR	1293	1923	2134	764	944	1002	1461	

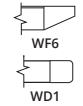
Description	Top Size			Model #	\$ List Price							Unpkgd. Wgt. #
	W	L	H		Maple	Hickory, White Oak	Walnut, Mixed Woods	Vinyl	Edgeband	Laminate Overlay	Wood Edges	
42" High, Rectangular Cassandra Table 	24"	30"	42"	CA-24-30-RT-42	966	1660	1849	613	754	737	1169	
	24"	36"	42"	CA-24-36-RT-42	1104	1759	1960	647	799	810	1288	
	24"	42"	42"	CA-24-42-RT-42	1208	1838	2049	679	859	917	1376	


Description	Top Size			Model #	\$ List Price							Unpkgd. Wgt. #
	W	L	H		Maple	Hickory, White Oak	Walnut, Mixed Woods	Vinyl	Edgeband	Laminate Overlay	Wood Edges	
42" High, Rectangular Cassandra Table With Foot Ring 	24"	30"	42"	CA-24-30-RT-42-FR	1051	1745	1934	698	839	822	1254	
	24"	36"	42"	CA-24-36-RT-42-FR	1189	1844	2045	732	884	895	1373	
	24"	42"	42"	CA-24-42-RT-42-FR	1293	1923	2134	764	944	1002	1461	


CASSANDRA TABLES — RECTANGULAR TABLES - 30", 36", 42" HIGH


Solid Wood Table Edge Options


Laminate Table Top Edge Options




Description	Top Size			Model #	\$ List Price							Unpkgd. Wgt. #
	W	L	H		Maple	Hickory, White Oak	Walnut, Mixed Woods	Vinyl	Edgeband	Laminate Overlay	Wood Edges	
30" High, Rectangular Cassandra Table With Four Columns 	24"	48"	30"	CA-24-48-RT-30	1246	1856	2078	687	796	937	1454	76
	36"	42"	30"	CA-36-42-RT-30	1551	2230	2498	786	932	1129	1560	116
	36"	48"	30"	CA-36-48-RT-30	1972	2784	3118	1048	1237	1418	2034	
	42"	48"	30"	CA-42-48-RT-30	2175	3104	3476	1152	1368	1589	2272	

Description	Top Size			Model #	\$ List Price							Unpkgd. Wgt. #
	W	L	H		Maple	Hickory, White Oak	Walnut, Mixed Woods	Vinyl	Edgeband	Laminate Overlay	Wood Edges	
36" High, Rectangular Cassandra Table With Four Columns 	24"	48"	36"	CA-24-48-RT-36	1586	2196	2418	1027	1136	1277	1794	
	36"	42"	36"	CA-36-42-RT-36	1891	2570	2838	1126	1272	1469	1900	

Description	Top Size			Model #	\$ List Price							Unpkgd. Wgt. #
	W	L	H		Maple	Hickory, White Oak	Walnut, Mixed Woods	Vinyl	Edgeband	Laminate Overlay	Wood Edges	
42" High, Rectangular Cassandra Table With Four Columns 	24"	48"	42"	CA-24-48-RT-42	1586	2196	2418	1027	1136	1277	1794	
	36"	42"	42"	CA-36-42-RT-42	1891	2570	2838	1126	1272	1469	1900	

Description	Top Size			Model #	\$ List Price							Unpkgd. Wgt. #
	W	L	H		Maple	Hickory, White Oak	Walnut, Mixed Woods	Vinyl	Edgeband	Laminate Overlay	Wood Edges	
30" High, Rectangular Cassandra Table With T-Legs 	24"	60"	30"	CA-24-60-RT-30	1742	2437	2729	810	1141	1132	1445	
	24"	72"	30"	CA-24-72-RT-30	1945	2754	3084	909	1218	1286	1666	
	30"	48"	30"	CA-30-48-RT-30	1763	2460	2755	824	1201	1127	1462	
	30"	60"	30"	CA-30-60-RT-30	2059	2906	3254	896	1271	1306	1716	
	30"	72"	30"	CA-30-72-RT-30	2316	3305	3701	1005	1349	1507	1996	

Description	Top Size			Model #	\$ List Price							Unpkgd. Wgt. #
	W	L	H		Maple	Hickory, White Oak	Walnut, Mixed Woods	Vinyl	Edgeband	Laminate Overlay	Wood Edges	
30" High, Rectangular Cassandra Table With Double T-Legs 	36"	60"	30"	CA-36-60-RT-30	2381	3381	3786	1159	1003	1668	2167	
	36"	72"	30"	CA-36-72-RT-30	2686	3859	4322	1261	1098	1882	2472	
	42"	60"	30"	CA-42-60-RT-30	2760	3927	4398	1335	1662	1882	2599	



About the Collection

The Jerome Table features an X-shaped, T-shaped, or 4-column X-shaped steel base with a circular steel column and visible glides. The Ellipse series is available in round, square, or rectangle top shapes. Choose between 30" (dining), 36" (counter), or 42" (bar) height.

Standard Features

- Tops are available in square, round, or rectangular shapes
- Available top materials include solid wood in a variety of species and finishes or laminate tops of your choosing
- X-shaped, T-shaped, or 4 column X-shaped steel base with a circular steel column
- The base is finished in the metal finish of your choice
- Adjustable glides

Options & Accessories

Purse Shelf: Vintee Surfaces	114	\$250
Self-Leveling Glides	114	\$14/T-Base, \$24/X-Base
Table-Flip Mechanism	114	\$140/Base
Table-Fold Mechanism	114	\$250/Table
Table Connectors	114	\$75/Connection

Required to Order

1. Model Number and Description
2. Wood or Laminate Top Finish
3. Table Top Edge Profile
4. Table Base Finish
5. Options, if selected (above)
6. Glides, if other than standard listed

Example:

JE-24-24-SQ-36, Table, Jerome, JE, 24-24, Square Shape, Counter Height, Solid Wood Top, Maple, Eased Edge, Olive Green Base & Column

Notes & Tips

- * When specifying self-leveling glides, overall height of table increases by 1/4"
- * Assembly required
- * Please note, round and square tops that are larger than 36" will require an additional column or base

JEROME TABLES — ROUND TABLES - 30", 36", 42" HIGH

Solid Wood Table Edge Options

Laminate Table Top Edge Options



Eased

Bullnose


WF6


Vintee


3MM


IPWF6
IPWFlat

WF6
WD1

Description	Top Size		Model #	\$ List Price							Unpkgd. Wgt. #
	Dia.	H		Maple	Hickory, White Oak	Walnut, Mixed Woods	Vinyl	Edgeband	Laminate Overlay	Wood Edges	
30" High, Round Jerome Table 	24" dia.	30"	JE-24-24-RD-30	760	1435	1608	564	602	733	1082	44
	30" dia.	30"	JE-30-30-RD-30	999	1708	1913	639	674	957	1321	57
	36" dia.	30"	JE-36-36-RD-30	1304	2043	2288	744	798	1214	1599	75

Description	Top Size		Model #	\$ List Price							Unpkgd. Wgt. #
	Dia.	H		Maple	Hickory, White Oak	Walnut, Mixed Woods	Vinyl	Edgeband	Laminate Overlay	Wood Edges	
36" High, Round Jerome Table 	24" dia.	36"	JE-24-24-RD-36	845	1520	1693	649	687	818	1167	
	30" dia.	36"	JE-30-30-RD-36	1084	1793	1998	724	759	1042	1406	
	36" dia.	36"	JE-36-36-RD-36	1389	2128	2373	829	883	1299	1684	

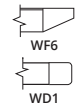
Description	Top Size		Model #	\$ List Price							Unpkgd. Wgt. #
	Dia.	H		Maple	Hickory, White Oak	Walnut, Mixed Woods	Vinyl	Edgeband	Laminate Overlay	Wood Edges	
36" High, Round Jerome Table With Foot Ring 	24" dia.	36"	JE-24-24-RD-36-FR	930	1605	1778	734	772	903	1252	
	30" dia.	36"	JE-30-30-RD-36-FR	1169	1878	2083	809	844	1127	1491	
	36" dia.	36"	JE-36-36-RD-36-FR	1474	2213	2458	914	968	1384	1769	


Description	Top Size		Model #	\$ List Price							Unpkgd. Wgt. #
	Dia.	H		Maple	Hickory, White Oak	Walnut, Mixed Woods	Vinyl	Edgeband	Laminate Overlay	Wood Edges	
42" High, Round Jerome Table 	24" dia.	42"	JE-24-24-RD-42	845	1520	1693	649	687	818	1167	
	30" dia.	42"	JE-30-30-RD-42	1084	1793	1998	724	759	1042	1406	
	36" dia.	42"	JE-36-36-RD-42	1389	2128	2373	829	883	1299	1684	


JEROME TABLES — ROUND TABLES - 30", 36", 42" HIGH


Solid Wood Table Edge Options


Laminate Table Top Edge Options



Description	Top Size		\$ List Price								Unpkgd. Wgt. #
	Dia.	H	Model #	Maple	Hickory, White Oak	Walnut, Mixed Woods	Vinyl	Edgeband	Laminate Overlay	Wood Edges	
42" High, Round Jerome Table With Foot Ring 	24" dia.	42"	JE-24-24-RD-42-FR	930	1605	1778	734	772	903	1252	
	30" dia.	42"	JE-30-30-RD-42-FR	1169	1878	2083	809	844	1127	1491	
	36" dia.	42"	JE-36-36-RD-42-FR	1474	2213	2458	914	968	1384	1769	

Description	Dia.	H	Model #	Maple	Hickory, White Oak	Walnut, Mixed Woods	Vinyl	Edgeband	Laminate Overlay	Wood Edges	
	30" High, Round Jerome Table With Four Columns 	42" dia.	30"	JE-42-42-RD-30	1747	2528	2832	927	996	1694	2105
48" dia.		30"	JE-48-48-RD-30	2446	3498	3918	1323	1411	2223	2669	
54" dia.		30"	JE-54-54-RD-30	2945	4248	4758	1563	1680	2815	3426	
60" dia.		30"	JE-60-60-RD-30	3549	5146	5764	1804	1987	3025	3630	
72" dia.		30"	JE-72-72-RD-30	4085	6204	6949	1767	N/A	3451	3969	

Description	Dia.	H	Model #	Maple	Hickory, White Oak	Walnut, Mixed Woods	Vinyl	Edgeband	Laminate Overlay	Wood Edges	
	36" High, Round Jerome Table With Four Columns 	42" dia.	36"	JE-42-42-RD-36	2087	2868	3172	1267	1336	2034	2445


Description	Dia.	H	Model #	Maple	Hickory, White Oak	Walnut, Mixed Woods	Vinyl	Edgeband	Laminate Overlay	Wood Edges	
	42" High, Round Jerome Table With Four Columns 	42" dia.	42"	JE-42-42-RD-42	2087	2868	3172	1267	1336	2034	2445


JEROME TABLES — SQUARE TABLES - 30", 36", 42" HIGH


Solid Wood Table Edge Options


Laminate Table Top Edge Options





Description	Top Size			Model #	\$ List Price							Unpkgd. Wgt. #
	W	L	H		Maple	Hickory, White Oak	Walnut, Mixed Woods	Vinyl	Edgeband	Laminate Overlay	Wood Edges	
 30" High, Square Jerome Table	24"	24"	30"	JE-24-24-SQ-30	754	1428	1599	574	610	649	784	44
	30"	30"	30"	JE-30-30-SQ-30	997	1706	1911	639	696	794	1003	57
	36"	36"	30"	JE-36-36-SQ-30	1304	2043	2288	775	839	1013	1301	75

Description	Top Size			Model #	\$ List Price							Unpkgd. Wgt. #
	W	L	H		Maple	Hickory, White Oak	Walnut, Mixed Woods	Vinyl	Edgeband	Laminate Overlay	Wood Edges	
 36" High, Square Jerome Table	24"	24"	36"	JE-24-24-SQ-36	839	1513	1684	659	695	734	869	
	30"	30"	36"	JE-30-30-SQ-36	1082	1791	1996	724	781	879	1088	
	36"	36"	36"	JE-36-36-SQ-36	1389	2128	2373	860	924	1098	1386	

Description	Top Size			Model #	\$ List Price							Unpkgd. Wgt. #
	W	L	H		Maple	Hickory, White Oak	Walnut, Mixed Woods	Vinyl	Edgeband	Laminate Overlay	Wood Edges	
 36" High, Square Jerome Table With Foot Ring	24"	24"	36"	JE-24-24-SQ-36-FR	924	1598	1769	744	780	819	954	
	30"	30"	36"	JE-30-30-SQ-36-FR	1167	1876	2081	809	866	964	1173	
	36"	36"	36"	JE-36-36-SQ-36-FR	1474	2213	2458	945	1009	1183	1471	

Description	Top Size			Model #	\$ List Price							Unpkgd. Wgt. #
	W	L	H		Maple	Hickory, White Oak	Walnut, Mixed Woods	Vinyl	Edgeband	Laminate Overlay	Wood Edges	
 42" High, Square Jerome Table	24"	24"	42"	JE-24-24-SQ-42	839	1513	1684	659	695	734	869	
	30"	30"	42"	JE-30-30-SQ-42	1082	1791	1996	724	781	879	1088	
	36"	36"	42"	JE-36-36-SQ-42	1389	2128	2373	860	924	1098	1386	

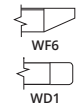
Description	Top Size			Model #	\$ List Price							Unpkgd. Wgt. #
	W	L	H		Maple	Hickory, White Oak	Walnut, Mixed Woods	Vinyl	Edgeband	Laminate Overlay	Wood Edges	
 42" High, Square Jerome Table With Foot Ring	24"	24"	42"	JE-24-24-SQ-42-FR	924	1598	1769	744	780	819	954	
	30"	30"	42"	JE-30-30-SQ-42-FR	1167	1876	2081	809	866	964	1173	
	36"	36"	42"	JE-36-36-SQ-42-FR	1474	2213	2458	945	1009	1183	1471	


Description	Top Size			Model #	\$ List Price							Unpkgd. Wgt. #
	W	L	H		Maple	Hickory, White Oak	Walnut, Mixed Woods	Vinyl	Edgeband	Laminate Overlay	Wood Edges	
 30" High, Square Jerome Table With Four Columns	42"	42"	30"	JE-42-42-SQ-30	1998	2824	3162	1194	1324	1578	2080	
	48"	48"	30"	JE-48-48-SQ-30	2429	3477	3894	1377	1497	1859	2400	


JEROME TABLES — RECTANGULAR TABLES - 30", 36", 42" HIGH


Solid Wood Table Edge Options


Laminate Table Top Edge Options




Description	Top Size			Model #	\$ List Price							Unpkgd. Wgt. #
	W	L	H		Maple	Hickory, White Oak	Walnut, Mixed Woods	Vinyl	Edgeband	Laminate Overlay	Wood Edges	
 30" High, Rectangular Jerome Table	24"	30"	30"	JE-24-30-RT-30	850	1539	1724	604	637	718	880	50
	24"	36"	30"	JE-24-36-RT-30	988	1638	1834	636	684	790	978	56

Description	Top Size			Model #	\$ List Price							Unpkgd. Wgt. #
	W	L	H		Maple	Hickory, White Oak	Walnut, Mixed Woods	Vinyl	Edgeband	Laminate Overlay	Wood Edges	
 36" High, Rectangular Jerome Table	24"	30"	36"	JE-24-30-RT-36	935	1624	1809	689	722	803	965	
	24"	36"	36"	JE-24-36-RT-36	1073	1723	1919	721	769	875	1063	

Description	Top Size			Model #	\$ List Price							Unpkgd. Wgt. #
	W	L	H		Maple	Hickory, White Oak	Walnut, Mixed Woods	Vinyl	Edgeband	Laminate Overlay	Wood Edges	
 36" High, Rectangular Jerome Table With Foot Ring	24"	30"	36"	JE-24-30-RT-36-FR	1020	1709	1894	774	807	888	1050	
	24"	36"	36"	JE-24-36-RT-36-FR	1158	1808	2004	806	854	960	1148	

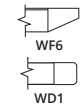
Description	Top Size			Model #	\$ List Price							Unpkgd. Wgt. #
	W	L	H		Maple	Hickory, White Oak	Walnut, Mixed Woods	Vinyl	Edgeband	Laminate Overlay	Wood Edges	
 42" High, Rectangular Jerome Table	24"	30"	42"	JE-24-30-RT-42	935	1624	1809	689	722	803	965	
	24"	36"	42"	JE-24-36-RT-42	1073	1723	1919	721	769	875	1063	


Description	Top Size			Model #	\$ List Price							Unpkgd. Wgt. #
	W	L	H		Maple	Hickory, White Oak	Walnut, Mixed Woods	Vinyl	Edgeband	Laminate Overlay	Wood Edges	
 42" High, Rectangular Jerome Table With Foot Ring	24"	30"	42"	JE-24-30-RT-42-FR	1020	1709	1894	774	807	888	1050	
	24"	36"	42"	JE-24-36-RT-42-FR	1158	1808	2004	806	854	960	1148	


JEROME TABLES — RECTANGULAR TABLES - 30", 36", 42" HIGH


Solid Wood Table Edge Options

Laminate Table Top Edge Options



Description	Top Size			Model #	\$ List Price							Unpkgd. Wgt. #
	W	L	H		Maple	Hickory, White Oak	Walnut, Mixed Woods	Vinyl	Edgeband	Laminate Overlay	Wood Edges	
30" High, Rectangular Jerome Table With T-Legs 	24"	42"	30"	JE-24-42-RT-30	1100	1728	1935	678	755	899	1085	70
	24"	48"	30"	JE-24-48-RT-30	1205	1808	2025	686	755	920	1160	76
	24"	60"	30"	JE-24-60-RT-30	1742	2437	2729	1109	1182	1408	1731	
	24"	72"	30"	JE-24-72-RT-30	1945	2754	3084	1186	1261	1413	1923	
	30"	60"	30"	JE-30-60-RT-30	1996	2833	3173	1215	1348	1597	2013	
	30"	72"	30"	JE-30-72-RT-30	2252	3230	3618	1295	1426	1766	2253	

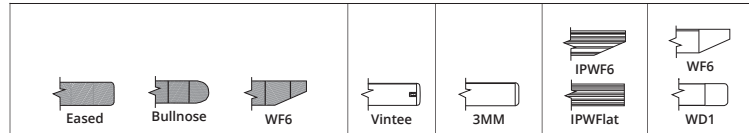
Description	Top Size			Model #	\$ List Price							Unpkgd. Wgt. #
	W	L	H		Maple	Hickory, White Oak	Walnut, Mixed Woods	Vinyl	Edgeband	Laminate Overlay	Wood Edges	
36" High, Rectangular Jerome Table with T-Legs 	24"	42"	36"	JE-24-42-RT-36	1270	1898	2105	848	925	1069	1255	
	24"	48"	36"	JE-24-48-RT-36	1375	1978	2195	856	925	1090	1330	


Description	Top Size			Model #	\$ List Price							Unpkgd. Wgt. #
	W	L	H		Maple	Hickory, White Oak	Walnut, Mixed Woods	Vinyl	Edgeband	Laminate Overlay	Wood Edges	
42" High, Rectangular Jerome Table with T-Legs 	24"	42"	42"	JE-24-42-RT-42	1270	1898	2105	848	925	1069	1255	
	24"	48"	42"	JE-24-48-RT-42	1375	1978	2195	856	925	1090	1330	


JEROME TABLES — RECTANGULAR TABLES - 30", 36", 42" HIGH


Solid Wood Table Edge Options

Laminate Table Top Edge Options



Description	Top Size			Model #	\$ List Price							Unpkgd. Wgt. #
	W	L	H		Maple	Hickory, White Oak	Walnut, Mixed Woods	Vinyl	Edgeband	Laminate Overlay	Wood Edges	
30" High, Rectangular Jerome Table With Double T-Legs 	36"	42"	30"	JE-36-42-RT-30	1791	2515	2816	1164	1238	1483	1841	116
	36"	60"	30"	JE-36-60-RT-30	2441	3454	3868	1477	1617	1953	2458	
	36"	72"	30"	JE-36-72-RT-30	2750	3935	4407	1576	1713	2157	2745	
	42"	48"	30"	JE-42-48-RT-30	2339	3295	3691	1557	1680	1982	2550	
	42"	60"	30"	JE-42-60-RT-30	2697	3852	4315	1643	1755	2157	2868	

Description	W	L	H	Model #	Maple	Hickory, White Oak	Walnut, Mixed Woods	Vinyl	Edgeband	Laminate Overlay	Wood Edges	
	36" High, Rectangular Jerome Table With Double T-Legs 	36"	42"	36"	JE-36-42-RT-36	1961	2685	2986	1334	1408	1653	2011

Description	W	L	H	Model #	Maple	Hickory, White Oak	Walnut, Mixed Woods	Vinyl	Edgeband	Laminate Overlay	Wood Edges	
	42" High, Rectangular Jerome Table with Double T-Legs 	36"	42"	42"	JE-36-42-RT-42	1961	2685	2986	1334	1408	1653	2011



About the Collection

Onesima Tables feature soft, organic top and steel base forms. Round, Square, Soft Square, Rectangular and D-Shape Tables available in 30" (dining), 36" (counter) and 42" (bar) height options.

Standard Features

- Top shapes in round, square, soft square, rectangular and D-shape all with soft, radius corners
- Top material choices in solid wood and laminate with flat or refined, knife edge profile
- Laminate tops with exposed plywood edge or 3mm edgeband options
- 3" round column (except for 60" round table, which has a 5" column) with base plate that matches top shape, all with rounded corners
- Base and column can be specified in different metal finishes, for an upcharge
- Optional power module, to keep mobile devices charged. Black or white finish available
- Plastic glides for durability, 1/2" H for clearance
- Assembly required

Power Module Options

The modules are centered over the column with cord management through the column and exits at the base. Base clearance is 1/2"H to allow for cord management.

USB A/C Module

This module has one USB-A and one USB-C 5V charging port and a 72"L power cord with 15-amp plug. The 15-amp plug includes a built-in transformer measuring 2 1/8"D x 1 1/2"W x 3 1/2"H. The module is available in Black or White Finishes. Available on all table sizes, except 60" Round.

Power Module

The power module comes with one simplex receptacle and one USB-A/C combination charging port. The power cord is 72"L with a standard 15-amp plug. Black and White finish choices. Available on the 60" Round table only.



Options & Accessories

Table base and column, painted in different metal finishes	114	\$50
Simple, USB A/C module with 72" power cord for tables — except 60" Round One or two modules can be specified on 30 x 60 and 30 x 72 tables with two columns	114	\$375 per module
Power Module, one simplex and USB A/C with 72" cord (for 60" round, only)	114	\$500

Required to Order

1. Model Number and Description
2. Wood or Laminate Top Finish
3. Table Top Edge Profile
4. Table Base Finish
5. Options, if selected (above)

Example:

ONE-36-36-SSQ-30, Onesima — Table, 36-36, Soft Square, 30" High, Solid Wood Top, Maple, WF6 Knife Edge, Natural, Cement Grey Base and Column

Notes & Tips


- * 30 x 60 and 36 x 72 Tables with two columns can specify either one or two Simple USB A/C modules. Modules are positioned over the column.
- * Laminate tops with 3mm edgeband are 1" thick.
- * 60" Table with exposed ply edge is produced with a 2-pc top. Laminate with woodgrain pattern can not be guaranteed to have a perfect match of the grain pattern. Solid laminate recommended.


ONESIMA TABLES — ROUND TABLES - 30", 36", 42" HIGH


Solid Wood Table Edge Options

Laminate Table Top Edge Options



DESCRIPTION	TOP SIZE		Model #	\$ LIST PRICE					UNPKG.D. WGT. #
	Dia.	H		Maple	Hickory, White Oak	Walnut, Mixed Woods	Edgeband	Laminate Overlay	
30" High, Round Onesima Table 	24" dia.	30"	ONE-24-24-RD-30	807	1497	1675	680	830	
	30" dia.	30"	ONE-30-30-RD-30	1057	1787	1995	780	1180	
	36" dia.	30"	ONE-36-36-RD-30	1357	2127	2362	880	1380	
	42" dia.	30"	ONE-42-42-RD-30	1887	2925	3276	1255	1945	
	48" dia.	30"	ONE-48-48-RD-30	2408	3732	4180	1655	2483	
	60" dia.	30"	ONE-60-60-RD-30	3347	5187	5810	2300	3450	

DESCRIPTION	TOP SIZE		Model #	\$ LIST PRICE					UNPKG.D. WGT. #
	Dia.	H		Maple	Hickory, White Oak	Walnut, Mixed Woods	Edgeband	Laminate Overlay	
36" High, Round Onesima Table 	24" dia.	36"	ONE-24-24-RD-36	892	1582	1760	765	915	
	30" dia.	36"	ONE-30-30-RD-36	1142	1872	2080	865	865	
	36" dia.	36"	ONE-36-36-RD-36	1442	2212	2447	965	1465	
	42" dia.	36"	ONE-42-42-RD-36	1972	3010	3361	1340	2030	
	48" dia.	36"	ONE-48-48-RD-36	2493	3817	4265	1740	2568	


DESCRIPTION	TOP SIZE		Model #	\$ LIST PRICE					UNPKG.D. WGT. #
	Dia.	H		Maple	Hickory, White Oak	Walnut, Mixed Woods	Edgeband	Laminate Overlay	
42" High, Round Onesima Table 	24" dia.	42"	ONE-24-24-RD-42	892	1582	1760	765	915	
	30" dia.	42"	ONE-30-30-RD-42	1142	1872	2080	865	865	
	36" dia.	42"	ONE-36-36-RD-42	1442	2212	2447	965	1465	
	42" dia.	42"	ONE-42-42-RD-42	1972	3010	3361	1340	2030	
	48" dia.	42"	ONE-48-48-RD-42	2493	3817	4265	1740	2568	


ONESIMA TABLES — SOFT SQUARE TABLES - 30", 36", 42" HIGH


Solid Wood Table Edge Options

Laminate Table Top Edge Options



DESCRIPTION	TOP SIZE			Model #	\$ LIST PRICE					UNPKGD. WGT. #
	W	L	H		Maple	Hickory, White Oak	Walnut, Mixed Woods	Edgeband	Laminate Overlay	
30" High, Soft Square Onesima Table 	24"	24"	30"	ONE-24-24-SSQ-30	807	1497	1675	680	830	
	30"	30"	30"	ONE-30-30-SSQ-30	1057	1787	1995	780	1180	
	36"	36"	30"	ONE-36-36-SSQ-30	1357	2127	2362	880	1380	
	42"	42"	30"	ONE-42-42-SSQ-30	1887	2925	3276	1255	1945	

DESCRIPTION	TOP SIZE			Model #	\$ LIST PRICE					UNPKGD. WGT. #
	W	L	H		Maple	Hickory, White Oak	Walnut, Mixed Woods	Edgeband	Laminate Overlay	
36" High, Soft Square Onesima Table 	24"	24"	36"	ONE-24-24-SSQ-36	892	1582	1760	765	915	
	30"	30"	36"	ONE-30-30-SSQ-36	1142	1872	2080	865	865	
	36"	36"	36"	ONE-36-36-SSQ-36	1442	2212	2447	965	1465	
	42"	42"	36"	ONE-42-42-SSQ-36	1972	3010	3361	1340	2030	




DESCRIPTION	TOP SIZE			Model #	\$ LIST PRICE					UNPKGD. WGT. #
	W	L	H		Maple	Hickory, White Oak	Walnut, Mixed Woods	Edgeband	Laminate Overlay	
42" High, Soft Square Onesima Table 	24"	24"	42"	ONE-24-24-SSQ-42	892	1582	1760	765	915	
	30"	30"	42"	ONE-30-30-SSQ-42	1142	1872	2080	865	865	
	36"	36"	42"	ONE-36-36-SSQ-42	1442	2212	2447	965	1465	
	42"	42"	42"	ONE-42-42-SSQ-42	1972	3010	3361	1340	2030	

ONESIMA TABLES — SQUARE TABLES - 30", 36", 42" HIGH

Solid Wood Table Edge Options

Laminate Table Top Edge Options










DESCRIPTION	TOP SIZE			Model #	\$ LIST PRICE					UNPKG.D. WGT. #
	W	L	H		Maple	Hickory, White Oak	Walnut, Mixed Woods	Edgeband	Laminate Overlay	
30" High, Square Onesima Table 	24"	24"	30"	ONE-24-24-SQR-30	807	1497	1675	680	830	
	30"	30"	30"	ONE-30-30-SQR-30	1057	1787	1995	780	1180	
	36"	36"	30"	ONE-36-36-SQR-30	1357	2127	2362	880	1380	
	42"	42"	30"	ONE-42-42-SQR-30	1887	2925	3276	1255	1945	
36" High, Square Onesima Table 	24"	24"	36"	ONE-24-24-SQR-36	892	1582	1760	765	915	
	30"	30"	36"	ONE-30-30-SQR-36	1142	1872	2080	865	865	
	36"	36"	36"	ONE-36-36-SQR-36	1442	2212	2447	965	1465	
	42"	42"	36"	ONE-42-42-SQR-36	1972	3010	3361	1340	2030	
42" High, Square Onesima Table 	24"	24"	42"	ONE-24-24-SQR-42	892	1582	1760	765	915	
	30"	30"	42"	ONE-30-30-SQR-42	1142	1872	2080	865	865	
	36"	36"	42"	ONE-36-36-SQR-42	1442	2212	2447	965	1465	
	42"	42"	42"	ONE-42-42-SQR-42	1972	3010	3361	1340	2030	

ONESIMA TABLES — RECTANGULAR TABLES - 30", 36", 42" HIGH

Solid Wood Table Edge Options

Laminate Table Top Edge Options



DESCRIPTION	TOP SIZE			Model #	\$ LIST PRICE					UNPKG.D. WGT. #
	W	L	H		Maple	Hickory, White Oak	Walnut, Mixed Woods	Edgeband	Laminate Overlay	
30" High, Rectangular Onesima Table 	24"	30"	30"	ONE-24-30-RTR-30	975	1560	1747	730	1005	
	24"	36"	30"	ONE-24-36-RTR-30	1072	1715	1921	780	1105	
	30"	36"	30"	ONE-30-36-RTR-30	1169	1870	2095	855	1205	
36" High, Rectangular Onesima Table 	24"	30"	36"	ONE-24-30-RTR-36	1060	1645	1832	815	1090	
	24"	36"	36"	ONE-24-36-RTR-36	1157	1800	2006	865	1190	
	30"	36"	36"	ONE-30-36-RTR-36	1254	1955	2180	940	1290	
42" High, Rectangular Onesima Table 	24"	30"	42"	ONE-24-30-RTR-42	1060	1645	1832	815	1090	
	24"	36"	42"	ONE-24-36-RTR-42	1157	1800	2006	865	1190	
	30"	36"	42"	ONE-30-36-RTR-42	1254	1955	2180	940	1290	
30" High, Rectangular Onesima Table with Two Bases 	30"	60"	30"	ONE-30-60-SRT-30	1943	3109	3482	1482	2003	
	36"	72"	30"	ONE-36-72-SRT-30	2465	3944	4417	1672	2541	
36" High, Rectangular Onesima Table with Two Bases 	30"	60"	36"	ONE-30-60-SRT-36	2113	3279	3652	1652	2173	
	36"	72"	36"	ONE-36-72-SRT-36	2635	4114	4587	1842	2711	
42" High, Rectangular Onesima Table with Two Bases 	30"	60"	42"	ONE-30-60-SRT-42	2113	3279	3652	1652	2173	
	36"	72"	42"	ONE-36-72-SRT-42	2635	4114	4587	1842	2711	
30" High, Rectangular Onesima Table — D-Shape 	24"	30"	30"	ONE-24-30-D-30	1060	1645	1832	815	1090	
	24"	36"	30"	ONE-24-36-D-30	1157	1800	2006	865	1190	
	30"	36"	30"	ONE-30-36-D-30	1254	1955	2180	940	1290	



About the Collection

The Rambo Table features a circular or square steel base with a circular steel column. The Rambo series is available in round, square, or rectangle top shapes. Choose between 30" (dining), 36" (counter), or 42" (bar) height.

Standard Features

- Tops are available in square, round, or rectangular shapes
- Available top materials include solid wood in a variety of species and finishes or laminate tops of your choosing
- 3" round steel column
- Circular steel base with a circular steel column
- Base is finished in the metal finish of your choice
- Felt glides

Options & Accessories

Purse Shelf: Vintee Surfaces	114	\$250 List
Table-Flip Mechanism	114	\$140/Base
Table Connectors	114	\$75/Connection

Required to Order

1. Model Number and Description
2. Wood or Laminate Top Finish
3. Table Top Edge Profile
4. Table Base Finish
5. Options, if selected (above)

Example:

RAM-24-24-SQ-36, Table, Rambo, RAM, 24-24, Square Shape, Counter Height, Solid Wood Top, Maple, Eased Edge, Olive Green Base & Column

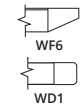
Notes & Tips


- * Assembly required
- * Please note, round and square tops that are larger than 36" will require an additional column or base
- * Square bases provide stability and are recommended for round top tables


RAMBO TABLES — ROUND TABLES - 30", 36", 42" HIGH


Solid Wood Table Edge Options


Laminate Table Top Edge Options




Description	Top Size			\$ List Price							Unpkgd. Wgt. #
	Dia.	H	Model #	Maple	Hickory, White Oak	Walnut, Mixed Woods	Vinyl	Edgeband	Laminate Overlay	Wood Edges	
30" High, Round Rambo Table 	24" dia.	30"	RAM-24-24-RD-30	800	1487	1666	690	689	878	1328	46
	30" dia.	30"	RAM-30-30-RD-30	1050	1775	1988	905	785	1249	1740	80
	36" dia.	30"	RAM-36-36-RD-30	1322	2072	2320	1018	887	1535	2062	93

Description	Top Size			\$ List Price							Unpkgd. Wgt. #
	Dia.	H	Model #	Maple	Hickory, White Oak	Walnut, Mixed Woods	Vinyl	Edgeband	Laminate Overlay	Wood Edges	
36" High, Round Rambo Table 	24" dia.	36"	RAM-24-24-RD-36	885	1572	1751	775	774	963	1413	
	30" dia.	36"	RAM-30-30-RD-36	1135	1860	2073	990	870	1334	1825	
	36" dia.	36"	RAM-36-36-RD-36	1407	2157	2405	1103	972	1620	2147	

Description	Top Size			\$ List Price							Unpkgd. Wgt. #
	Dia.	H	Model #	Maple	Hickory, White Oak	Walnut, Mixed Woods	Vinyl	Edgeband	Laminate Overlay	Wood Edges	
36" High, Round Rambo Table With Foot Ring 	24" dia.	36"	RAM-24-24-RD-36-FR	970	1657	1836	860	859	1048	1498	
	30" dia.	36"	RAM-30-30-RD-36-FR	1220	1945	2158	1075	955	1419	1910	
	36" dia.	36"	RAM-36-36-RD-36-FR	1492	2242	2490	1188	1057	1705	2232	

Description	Top Size			\$ List Price							Unpkgd. Wgt. #
	Dia.	H	Model #	Maple	Hickory, White Oak	Walnut, Mixed Woods	Vinyl	Edgeband	Laminate Overlay	Wood Edges	
42" High, Round Rambo Table 	24" dia.	42"	RAM-24-24-RD-42	885	1572	1751	775	774	963	1413	
	30" dia.	42"	RAM-30-30-RD-42	1135	1860	2073	990	870	1334	1825	
	36" dia.	42"	RAM-36-36-RD-42	1407	2157	2405	1103	972	1620	2147	


Description	Top Size			\$ List Price							Unpkgd. Wgt. #
	Dia.	H	Model #	Maple	Hickory, White Oak	Walnut, Mixed Woods	Vinyl	Edgeband	Laminate Overlay	Wood Edges	
42" High, Round Rambo Table With Foot Ring 	24" dia.	42"	RAM-24-24-RD-42-FR	970	1657	1836	860	859	1048	1498	
	30" dia.	42"	RAM-30-30-RD-42-FR	1220	1945	2158	1075	955	1419	1910	
	36" dia.	42"	RAM-36-36-RD-42-FR	1492	2242	2490	1188	1057	1705	2232	


RAMBO TABLES — SQUARE TABLES - 30", 36", 42" HIGH


Solid Wood Table Edge Options


Laminate Table Top Edge Options




Description	Top Size			Model #	\$ List Price							Unpkgd. Wgt. #
	W	L	H		Maple	Hickory, White Oak	Walnut, Mixed Woods	Vinyl	Edgeband	Laminate Overlay	Wood Edges	
 30" High, Square Rambo Table	24"	24"	30"	RAM-24-24-SQ-30	769	1452	1626	690	674	773	925	51
	30"	30"	30"	RAM-30-30-SQ-30	1013	1729	1937	905	771	1070	1314	84
	36"	36"	30"	RAM-36-36-SQ-30	1306	2052	2298	1018	874	1275	1609	100

Description	Top Size			Model #	\$ List Price							Unpkgd. Wgt. #
	W	L	H		Maple	Hickory, White Oak	Walnut, Mixed Woods	Vinyl	Edgeband	Laminate Overlay	Wood Edges	
 36" High, Square Rambo Table	24"	24"	36"	RAM-24-24-SQ-36	854	1537	1711	775	759	858	1010	
	30"	30"	36"	RAM-30-30-SQ-36	1098	1814	2022	990	856	1155	1399	
	36"	36"	36"	RAM-36-36-SQ-36	1391	2137	2383	1103	959	1360	1694	

Description	Top Size			Model #	\$ List Price							Unpkgd. Wgt. #
	W	L	H		Maple	Hickory, White Oak	Walnut, Mixed Woods	Vinyl	Edgeband	Laminate Overlay	Wood Edges	
 36" High, Square Rambo Table With Foot Ring	24"	24"	36"	RAM-24-24-SQ-36-FR	939	1622	1796	860	844	943	1095	
	30"	30"	36"	RAM-30-30-SQ-36-FR	1183	1899	2107	1075	941	1240	1484	
	36"	36"	36"	RAM-36-36-SQ-36-FR	1476	2222	2468	1188	1044	1445	1779	

Description	Top Size			Model #	\$ List Price							Unpkgd. Wgt. #
	W	L	H		Maple	Hickory, White Oak	Walnut, Mixed Woods	Vinyl	Edgeband	Laminate Overlay	Wood Edges	
 42" High, Square Rambo Table	24"	24"	42"	RAM-24-24-SQ-42	854	1537	1711	775	759	858	1010	
	30"	30"	42"	RAM-30-30-SQ-42	1098	1814	2022	990	856	1155	1399	
	36"	36"	42"	RAM-36-36-SQ-42	1391	2137	2383	1103	959	1360	1694	


Description	Top Size			Model #	\$ List Price							Unpkgd. Wgt. #
	W	L	H		Maple	Hickory, White Oak	Walnut, Mixed Woods	Vinyl	Edgeband	Laminate Overlay	Wood Edges	
 42" High, Square Rambo Table With Foot Ring	24"	24"	42"	RAM-24-24-SQ-42-FR	939	1622	1796	860	844	943	1095	
	30"	30"	42"	RAM-30-30-SQ-42-FR	1183	1899	2107	1075	941	1240	1484	
	36"	36"	42"	RAM-36-36-SQ-42-FR	1476	2222	2468	1188	1044	1445	1779	


RAMBO TABLES — RECTANGULAR TABLES - 30", 36", 42" HIGH


Solid Wood Table Edge Options


Laminate Table Top Edge Options




Description	Top Size			Model #	\$ List Price							Unpkgd. Wgt. #
	W	L	H		Maple	Hickory, White Oak	Walnut, Mixed Woods	Vinyl	Edgeband	Laminate Overlay	Wood Edges	
 30" High, Rectangular Rambo Table	24"	30"	30"	RAM-24-30-RT-30	910	1615	1809	723	749	849	1034	65
	24"	36"	30"	RAM-24-36-RT-30	1027	1688	1891	757	780	924	1139	71
	30"	36"	30"	RAM-30-36-RT-30	1176	1863	2087	823	840	1025	1298	84

Description	Top Size			Model #	\$ List Price							Unpkgd. Wgt. #
	W	L	H		Maple	Hickory, White Oak	Walnut, Mixed Woods	Vinyl	Edgeband	Laminate Overlay	Wood Edges	
 36" High, Rectangular Rambo Table	24"	30"	36"	RAM-24-30-RT-36	995	1700	1894	808	834	934	1119	
	24"	36"	36"	RAM-24-36-RT-36	1112	1773	1976	842	865	1009	1224	
	30"	36"	36"	RAM-30-36-RT-36	1261	1948	2172	908	925	1110	1383	

Description	Top Size			Model #	\$ List Price							Unpkgd. Wgt. #
	W	L	H		Maple	Hickory, White Oak	Walnut, Mixed Woods	Vinyl	Edgeband	Laminate Overlay	Wood Edges	
 36" High, Rectangular Rambo Table With Foot Ring	24"	30"	36"	RAM-24-30-RT-36-FR	1080	1785	1979	893	919	1019	1204	
	24"	36"	36"	RAM-24-36-RT-36-FR	1197	1858	2061	927	950	1094	1309	
	30"	36"	36"	RAM-30-36-RT-36-FR	1346	2033	2257	993	1010	1195	1468	

Description	Top Size			Model #	\$ List Price							Unpkgd. Wgt. #
	W	L	H		Maple	Hickory, White Oak	Walnut, Mixed Woods	Vinyl	Edgeband	Laminate Overlay	Wood Edges	
 42" High, Rectangular Rambo Table	24"	30"	42"	RAM-24-30-RT-42	995	1700	1894	808	834	934	1119	
	24"	36"	42"	RAM-24-36-RT-42	1112	1773	1976	842	865	1009	1224	
	30"	36"	42"	RAM-30-36-RT-42	1261	1948	2172	908	925	1110	1383	


Description	Top Size			Model #	\$ List Price							Unpkgd. Wgt. #
	W	L	H		Maple	Hickory, White Oak	Walnut, Mixed Woods	Vinyl	Edgeband	Laminate Overlay	Wood Edges	
 42" High, Rectangular Rambo Table With Foot Ring	24"	30"	42"	RAM-24-30-RT-42-FR	1080	1785	1979	893	919	1019	1204	
	24"	36"	42"	RAM-24-36-RT-42-FR	1197	1858	2061	927	950	1094	1309	
	30"	36"	42"	RAM-30-36-RT-42-FR	1346	2033	2257	993	1010	1195	1468	


RAMBO TABLES — RECTANGULAR TABLES - 30", 36", 42" HIGH


Solid Wood Table Edge Options

Laminate Table Top Edge Options



Description	Top Size			Model #	\$ List Price							Unpkgd. Wgt. #
	W	L	H		Maple	Hickory, White Oak	Walnut, Mixed Woods	Vinyl	Edgeband	Laminate Overlay	Wood Edges	
30" High, Rectangular Rambo Table Two Columns One Base 	30"	42"	30"	RAM-30-42-RT-30	1281	1922	2153	920	881	1222	1544	121
	36"	42"	30"	RAM-36-42-RT-30	1531	2213	2479	1102	995	1459	1840	121
	36"	48"	30"	RAM-36-48-RT-30	1677	2446	2740	1150	1037	1536	1967	130

Description	Top Size			Model #	\$ List Price							Unpkgd. Wgt. #
	W	L	H		Maple	Hickory, White Oak	Walnut, Mixed Woods	Vinyl	Edgeband	Laminate Overlay	Wood Edges	
36" High, Rectangular Rambo Table Two Columns One Base 	30"	42"	36"	RAM-30-42-RT-36	1366	2007	2238	1005	1051	1307	1629	
	36"	42"	36"	RAM-36-42-RT-36	1616	2298	2564	1187	1165	1544	1925	
	36"	48"	36"	RAM-36-48-RT-36	1762	2531	2825	1235	1207	1621	2052	


Description	Top Size			Model #	\$ List Price							Unpkgd. Wgt. #
	W	L	H		Maple	Hickory, White Oak	Walnut, Mixed Woods	Vinyl	Edgeband	Laminate Overlay	Wood Edges	
42" High, Rectangular Rambo Table Two Columns One Base 	30"	42"	42"	RAM-30-42-RT-42	1366	2007	2238	1005	1051	1307	1629	
	36"	42"	42"	RAM-36-42-RT-42	1616	2298	2564	1187	1165	1544	1925	
	36"	48"	42"	RAM-36-48-RT-42	1762	2531	2825	1235	1207	1621	2052	


RAMBO TABLES — RECTANGULAR TABLES - 30", 36", 42" HIGH


Solid Wood Table Edge Options


Laminate Table Top Edge Options




Description	Top Size			Model #	\$ List Price							Unpkgd. Wgt. #
	W	L	H		Maple	Hickory, White Oak	Walnut, Mixed Woods	Vinyl	Edgeband	Laminate Overlay	Wood Edges	
30" High, Rectangular Rambo Table Two Square Bases 	30"	60"	30"	RAM-30-60-RT-30	1974	2598	2910	1452	1335	1871	2343	
	30"	72"	30"	RAM-30-72-RT-30	2244	2984	3342	1683	1535	2198	2758	
	36"	60"	30"	RAM-36-60-RT-30	2275	3017	3379	1541	1471	1806	2333	
	36"	72"	30"	RAM-36-72-RT-30	2563	3439	3852	1923	1568	2560	3226	

Description	Top Size			Model #	\$ List Price							Unpkgd. Wgt. #
	W	L	H		Maple	Hickory, White Oak	Walnut, Mixed Woods	Vinyl	Edgeband	Laminate Overlay	Wood Edges	
36" High, Rectangular Rambo Table Two Square Bases 	30"	60"	36"	RAM-30-60-RT-36	2144	2768	3080	1622	1505	2041	2513	
	30"	72"	36"	RAM-30-72-RT-36	2414	3154	3512	1853	1705	2368	2928	
	36"	60"	36"	RAM-36-60-RT-36	2445	3187	3549	1711	1641	1976	2503	
	36"	72"	36"	RAM-36-72-RT-36	2733	3609	4022	2093	1738	2730	3396	

Description	Top Size			Model #	\$ List Price							Unpkgd. Wgt. #
	W	L	H		Maple	Hickory, White Oak	Walnut, Mixed Woods	Vinyl	Edgeband	Laminate Overlay	Wood Edges	
36" High, Rectangular Rambo Table Two Square Bases With Foot Ring 	30"	60"	36"	RAM-30-60-RT-36-FR	2314	2938	3250	1792	1675	2211	2683	
	30"	72"	36"	RAM-30-72-RT-36-FR	2584	3324	3682	2023	1875	2538	3098	
	36"	60"	36"	RAM-36-60-RT-36-FR	2615	3357	3719	1881	1811	2146	2673	
	36"	72"	36"	RAM-36-72-RT-36-FR	2903	3779	4192	2263	1908	2900	3566	

Description	Top Size			Model #	\$ List Price							Unpkgd. Wgt. #
	W	L	H		Maple	Hickory, White Oak	Walnut, Mixed Woods	Vinyl	Edgeband	Laminate Overlay	Wood Edges	
42" High, Rectangular Rambo Table Two Square Bases 	30"	60"	42"	RAM-30-60-RT-42	2144	2768	3080	1622	1505	2041	2513	
	30"	72"	42"	RAM-30-72-RT-42	2414	3154	3512	1853	1705	2368	2928	
	36"	60"	42"	RAM-36-60-RT-42	2445	3187	3549	1711	1641	1976	2503	
	36"	72"	42"	RAM-36-72-RT-42	2733	3609	4022	2093	1738	2730	3396	

Description	Top Size			Model #	\$ List Price							Unpkgd. Wgt. #
	W	L	H		Maple	Hickory, White Oak	Walnut, Mixed Woods	Vinyl	Edgeband	Laminate Overlay	Wood Edges	
42" High, Rectangular Rambo Table Two Square Bases With Foot Ring 	30"	60"	42"	RAM-30-60-RT-42-FR	2314	2938	3250	1792	1675	2211	2683	
	30"	72"	42"	RAM-30-72-RT-42-FR	2584	3324	3682	2023	1875	2538	3098	
	36"	60"	42"	RAM-36-60-RT-42-FR	2615	3357	3719	1881	1811	2146	2673	
	36"	72"	42"	RAM-36-72-RT-42-FR	2903	3779	4192	2263	1908	2900	3566	

POST LEG TABLES

CORE-DRILLED/BOLT-DOWN TABLES



About the Collection

The Core-Drilled/Bolt-Down Tables feature circular steel columns with a small circular steel fixed base. The Core-Drilled/Bolt-Down series is not sold with table tops. Choose between 30" (dining), 36" (counter), or 42" (bar) height. Table top not included.

Standard Features

- Circular steel column
- Column and base finished in the metal finish of your choice
- Labor saving attachment provides for easy assembly using a fixed, hardened 1/2" bolt that is hard welded into a heavy plate inside the bottom of the column
- Floor-mounting hardware and installation instructions are not included

Options & Accessories

Custom Height and Diameters Available

-

Call Factory for Pricing/Dimensions

Required to Order

1. Model Number and Description
2. Table Base Finish

Example:

CD3100-36 Core-drilled; Counter Height, Solid Wood Top-Maple, Eased, Parchment; Olive Green

Notes & Tips

- * Assembly required: consult your architect or general contractor for proper installation. Installation techniques vary based on floor material
- * Core Drill Base – Base is inserted into a hole and cemented or grouted in permanently. Please consult your architect or general contractor about installation.
- * Bolt Down Base – Base is secured to the floor with bolts (not included). Please consult your architect or general contractor about installation.
- * Call factory for custom heights
- * Call for shipping quote

CORE-DRILLED TABLE BASES — TOPS NOT INCLUDED - 30", 36", 42" HIGH

Description	Top Size				\$ List Price	Unpkgd. Wgt. #
	W	L	H	Model #		
30" High, Core Drilled Table Base			28.75"	3100	233	
36" High, Core Drilled Table Base			34.75"	3101	266	
36" High, Core Drilled Table Base With Foot Ring			34.75"	3103	297	
42" High, Core Drilled Table Base			40.75"	3102	359	
42" High, Core Drilled Table Base With Foot Ring			40.75"	3104	391	

BOLT-DOWN TABLE BASES — TOPS NOT INCLUDED - 30", 36", 42" HIGH

Description	Top Size				\$ List Price	Unpkgd. Wgt. #
	W	L	H	Model #		
30" High, Bolt-Down Table Base			28.75"	4100	233	
36" High, Bolt-Down Table Base			34.75"	4101	266	
36" High, Bolt-Down Table Base With Foot Ring			34.75"	4103	297	
42" High, Bolt-Down Table Base			40.75"	4102	359	
42" High, Bolt-Down Table Base With Foot Ring			40.75"	4104	391	



About the Collection

Opla Tables feature steel bases with perforated steel tops. Opla is suitable for indoor or outdoor use. The Opla series is available in round or square top shapes. Only available in 30" dining height.

Standard Features

- Perforated steel top
- Round steel frame
- Finished in metal finish of your choice
- Plastic glides

Required to Order

1. Model Number and Description
2. Metal Finish

Example:


Opla Round Table; OP30R; Honey Yellow

Notes & Tips


* High gloss and low gloss clear coat not available on Opla Table models

OPLA OUTDOOR TABLES — 30" HIGH

Description	Top Size			\$ List Price	Unpkgd. Wgt. #
	Dia.	H	Model #		
Round Opla Outdoor Table	30"	30"	OP30R	935	17



Description	W	L	H	Model #	\$ List Price	Unpkgd. Wgt. #
	Square Opla Outdoor Table	30"	30"	30"		



CANTILEVER TABLE

CANTILEVER COLLECTION



About the Collection

The Cantilever Table Collection consists of 2" square tube table mount frames in three sizes. Table top not included.

Standard Features

- 2" square tube steel frame
- 10", 19", and 33" variations
- Custom sizes available

Required to Order

1. Model Number and Description
2. Table Base Finish
3. Options, if selected (above)

Example:

7000 24" Cantilever Table Mount

Notes & Tips

- * Assembly required: consult your architect or general contractor for proper installation. Installation techniques vary based on floor material. Instructions and hardware not included.
- * Call factory for custom sizing
- * Call for shipping quote

CANTILEVER TABLE BASES — 16" HIGH

Description	Top Size				Model #	\$ List Price	Unpkgd. Wgt. #
	W	L	H				
24"-36" Cantilever Table Mount	18"	19"	16"		7000	337	



36"-54" Cantilever Table Mount	18"	33"	16"		7005	354	
--------------------------------	-----	-----	-----	--	------	-----	--



14"-20" Cantilever Table Mount	18"	10"	16"		7010	282	
--------------------------------	-----	-----	-----	--	------	-----	--



COMMUNAL TABLES



About the Collection

The Andrea Communal Table features an all-wood or all-laminate design. Choose between 30" (dining), 36" (counter), or 42" (bar) height.

Standard Features

- Tables can be made in wood or laminate
- Counter and bar height models require powder coated steel foot rest
- Adjustable glides

Options & Accessories

Light Distressing on Wood Tops	114	Call for Quote
Heavy Distressing on Wood Tops	114	Call for Quote

Required to Order

1. Model Number and Description
2. Wood or Laminate Top Finish
3. Table Top Edge Profile; When selecting IPWFlat, a wood finish is required
4. Powder Coat Finish and Foot Rest Finish (if applicable)
5. Options, if selected (above)

Example:

ADR-36-60-RT-30, Table, Andrea, ADR, 36-60, Rectangle Shape, Dining Height, Solid Wood Top, Maple, Eased Edge, Solid Wood Beam, Maple, Eased Edge, Solid Wood Leg, Maple, Eased Edge

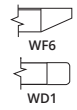
Notes & Tips

- * Shipped knocked down and ready to assemble

ANDREA COMMUNAL TABLES — 30", 36", 42" HIGH

Solid Wood Table Edge Options

Laminate Table Top Edge Options



Description	Top Size			Model #	\$ List Price								Unpkgd. Wgt. #
	W	L	H		Maple	Hickory, White Oak	Walnut, Mixed Woods	Vinyl	Edgeband	Laminate Overlay	Wood Edges		
30" High, Andrea Communal Table 	30"	60"	30"	ADR-30-60-RT-30	5770	8987	10066	N/A	N/A	4426	N/A	###	
	30"	72"	30"	ADR-30-72-RT-30	5988	9367	10491	N/A	N/A	4483	N/A	###	
	30"	84"	30"	ADR-30-84-RT-30	6192	9730	10898	N/A	N/A	4573	N/A	###	
	30"	94"	30"	ADR-30-94-RT-30	6576	10303	11539	N/A	N/A	4706	N/A	###	
	36"	60"	30"	ADR-36-60-RT-30	6073	9351	10473	N/A	N/A	4546	N/A	###	
	36"	72"	30"	ADR-36-72-RT-30	6289	9753	10924	N/A	N/A	4718	N/A	###	
	36"	84"	30"	ADR-36-84-RT-30	6495	10138	11355	N/A	N/A	4894	N/A	###	
	36"	94"	30"	ADR-36-94-RT-30	6809	10328	11567	N/A	N/A	5046	N/A	###	
36" High, Andrea Communal Table 	30"	60"	36"	ADR-30-60-RT-36	6220	9431	10563	N/A	N/A	5027	N/A	###	
	30"	72"	36"	ADR-30-72-RT-36	6442	9818	10996	N/A	N/A	5202	N/A	###	
	30"	84"	36"	ADR-30-84-RT-36	6702	10250	11480	N/A	N/A	5374	N/A	###	
	30"	94"	36"	ADR-30-94-RT-36	7016	10739	12028	N/A	N/A	5528	N/A	###	
	36"	60"	36"	ADR-36-60-RT-36	7306	10987	12305	N/A	N/A	5339	N/A	###	
	36"	72"	36"	ADR-36-72-RT-36	7526	11388	12754	N/A	N/A	5534	N/A	###	
	36"	84"	36"	ADR-36-84-RT-36	7845	11919	13350	N/A	N/A	5728	N/A	###	
	36"	94"	36"	ADR-36-94-RT-36	8099	12368	13852	N/A	N/A	5896	N/A	###	
42" High, Andrea Communal Table 	30"	60"	42"	ADR-30-60-RT-42	6598	9770	10942	N/A	N/A	5041	N/A	###	
	30"	72"	42"	ADR-30-72-RT-42	6931	10298	11534	N/A	N/A	5182	N/A	###	
	30"	84"	42"	ADR-30-84-RT-42	7223	10772	12065	N/A	N/A	5512	N/A	###	
	30"	94"	42"	ADR-30-94-RT-42	7914	11733	13141	N/A	N/A	5812	N/A	###	
	36"	60"	42"	ADR-36-60-RT-42	7531	11048	12373	N/A	N/A	5508	N/A	###	
	36"	72"	42"	ADR-36-72-RT-42	7789	11505	12885	N/A	N/A	5778	N/A	###	
	36"	84"	42"	ADR-36-84-RT-42	8012	11911	13340	N/A	N/A	6057	N/A	###	
	36"	94"	42"	ADR-36-94-RT-42	8292	12393	13880	N/A	N/A	6243	N/A	###	



About the Collection

The Andy Communal Table features a sturdy solid wood Maple top with angular wood legs. The Andy series is available in square or rectangular top shapes. Choose between 30" (dining), 36" (counter), or 42" (bar) height.

Standard Features

- Available in Maple, White Oak, Hickory, Walnut, or Mixed Woods
- Counter and bar height models require powder coated steel foot rest
- Plastic glides

Options & Accessories

Light Distressing	114	Call for Quote
Heavy Distressing	114	Call for Quote

Required to Order

1. Model Number and Description
2. Wood Top Finish
3. Table Top Edge Profile
4. Foot Rest Finish (if applicable)
5. Options, if selected (above)

Example:

AND-36-60-RT-30, Table, Andy, AND, 36-60, Rectangle Shape, Dining Height, Solid Wood Top, Maple, Eased Edge, Solid Wood Leg, Maple, Eased Edge

Notes & Tips

- * Assembly required
- * Table legs and tops will match based on species choice. For example, if you select a white oak top, the legs will also be white oak

ANDY COMMUNAL TABLES — 30", 42" HIGH

Solid Wood Table Edge Options



Description	Top Size				\$ List Price			Unpkgd. Wgt. #
	W	L	H	Model #	Maple	Hickory, White Oak	Walnut, Mixed Woods	
30" High, Andy Square Communal Table 	36"	36"	30"	AND-36-36-SQ-30	2527	3249	3639	39
	42"	42"	30"	AND-42-42-SQ-30	2913	3669	4109	39
	48"	48"	30"	AND-48-48-SQ-30	3351	4246	4756	39
	54"	54"	30"	AND-54-54-SQ-30	3853	4910	5499	44
30" High, Andy Rectangular Communal Table 	36"	60"	30"	AND-36-60-RT-30	3235	3939	4412	39
	36"	72"	30"	AND-36-72-RT-30	3585	4367	4891	39
	36"	84"	30"	AND-36-84-RT-30	3687	4626	5181	39
	36"	96"	30"	AND-36-96-RT-30	3853	5011	5612	44
	42"	60"	30"	AND-42-60-RT-30	3528	4476	5013	
	42"	72"	30"	AND-42-72-RT-30	3939	5017	5619	
	42"	84"	30"	AND-42-84-RT-30	4349	5559	6226	
	42"	96"	30"	AND-42-96-RT-30	4763	6107	6840	
36" High, Andy Rectangular Communal Table 	36"	60"	36"	AND-36-60-RT-36	4437	5648	6326	39
	36"	72"	36"	AND-36-72-RT-36	4830	6176	6917	39
	36"	84"	36"	AND-36-84-RT-36	5219	6708	7513	39
	36"	96"	36"	AND-36-96-RT-36	5612	7236	8104	44
	42"	60"	36"	AND-42-60-RT-36	4728	5973	6690	
	42"	72"	36"	AND-42-72-RT-36	5181	6569	7357	
	42"	84"	36"	AND-42-84-RT-36	5629	7162	8021	
	42"	96"	36"	AND-42-96-RT-36	6081	7758	8689	
42" High, Andy Rectangular Communal Table 	36"	60"	42"	AND-36-60-RT-42	4342	5534	6198	
	36"	72"	42"	AND-36-72-RT-42	4733	6059	6786	
	36"	84"	42"	AND-36-84-RT-42	5119	6587	7378	
	36"	96"	42"	AND-36-96-RT-42	5511	7115	7969	
	42"	60"	42"	AND-42-60-RT-42	4652	5881	6586	
	42"	72"	42"	AND-42-72-RT-42	5103	6475	7252	
	42"	84"	42"	AND-42-84-RT-42	5549	7066	7914	
	42"	96"	42"	AND-42-96-RT-42	6002	7660	8579	



About the Collection

The Bowen Communal Table features a powder coated steel base with slatted tops in durable outdoor materials. Choose between 30" (dining), 36" (counter), or 42" (bar) height.

Standard Features

- Top surface available in HDPE materials suitable for the outdoors.
- HDPE is a sustainable dimensional wood alternative made primarily from recycled and recyclable plastic. It is a high-performance, low maintenance material that is color stable and will never splinter, crack nor chip.
- Steel base in your choice of metal finish
- Counter and bar height models include powder coated steel foot rest
- Optional, 1.63" diameter umbrella cutout with stainless steel sleeve
- Rectangular top shape with 2.5" radius corners
- Plastic glides
- Radius edge profile

Options & Accessories

Umbrella cutout with stainless steel sleeve

Add to List Price

\$259

Required to Order

1. Model Number and Description
2. Top Material and Finish
3. Metal Finish


Example:

BWC-36-59-RT-30, Table, Bowen, BWC, 36-59, Rectangle Shape, Dining Height, HDPE Black Top, Olive Green Base


Notes & Tips

- * Assembly required
- * Radius edge profile
- * High gloss and low gloss clear coat not available on Bowen Tables

BOWEN COMMUNAL TABLES — 30", 36", 42" HIGH

Description	Top Size				\$ List Price	Unpkgd. Wgt. (HDPE) #
	W	L	H	Model #		
30" High, Bowen Communal Table 					HDPE	
	36"	59"	30"	BWC-36-59-RT-30	3348	113
	36"	71"	30"	BWC-36-71-RT-30	3834	127
	36"	82"	30"	BWC-36-82-RT-30	4325	141

Description	Top Size				\$ List Price	Unpkgd. Wgt. (HDPE) #
	W	L	H	Model #		
36" High, Bowen Communal Table 					HDPE	
	36"	59"	36"	BWC-36-59-RT-36	3798	119
	36"	71"	36"	BWC-36-71-RT-36	4284	133
	36"	82"	36"	BWC-36-82-RT-36	4775	147

Description	Top Size				\$ List Price	Unpkgd. Wgt. (HDPE) #
	W	L	H	Model #		
42" High, Bowen Communal Table 					HDPE	
	36"	59"	42"	BWC-36-59-RT-42	4240	123
	36"	71"	42"	BWC-36-71-RT-42	4726	136
	36"	82"	42"	BWC-36-82-RT-42	5216	150



About the Collection

The Brady Communal Table features a simple 4-leg steel base with long, rectangular tops ideal for large groups. Choose between 30" (dining), 36" (counter), or 42" (bar) height.

Standard Features

- Rectangular top shape
- Tops can be made in wood or laminate
- Steel base finished in the metal finish of your choice
- Counter and bar height models require powder coated steel foot rest
- Plastic glides

Options & Accessories

Light Distressing	114	Call for Quote
Heavy Distressing	114	Call for Quote

Required to Order

1. Model Number and Description
2. Wood or Laminate Top Finish
3. Table Top Edge Profile; When selecting IPWFlat, a wood finish is required
4. Foot Rest Finish (if applicable)
5. Options, if selected (above)

Example:

BRC-36-60-RT-30, Table, Brady Communal, BRC, 36-60, Rectangle Shape, Dining Height, Solid Wood Top, Maple, Eased Edge, Olive Green Base

Notes & Tips




- * Assembly required
- * The laminate tops include a Baltic Birch core with exposed or finished edges

BRADY COMMUNAL TABLES — 30", 36", 42" HIGH

Solid Wood Table Edge Options

Laminate Table Top Edge Options



Description	Top Size			Model #	\$ List Price							Unpkgd. Wgt. #
	W	L	H		Maple	Hickory, White Oak	Walnut, Mixed Woods	Vinyl	Edgeband	Laminate Overlay	Wood Edges	
30" High, Solid Wood Brady Communal Table 	24"	48"	30"	BRC-24-48-RT-30	1619	2375	2660	N/A	N/A	1281	N/A	82
	24"	60"	30"	BRC-24-60-RT-30	1807	2600	2912	N/A	N/A	1553	N/A	93
	24"	72"	30"	BRC-24-72-RT-30	2123	3063	3431	N/A	N/A	1767	N/A	110
	24"	84"	30"	BRC-24-84-RT-30	2276	3334	3734	N/A	N/A	1894	N/A	123
	24"	94"	30"	BRC-24-94-RT-30	2415	3585	4015	N/A	N/A	1947	N/A	133
	30"	60"	30"	BRC-30-60-RT-30	1927	2852	3194	N/A	N/A	1713	N/A	111
	30"	72"	30"	BRC-30-72-RT-30	2362	3481	3899	N/A	N/A	1831	N/A	131
	30"	84"	30"	BRC-30-84-RT-30	2488	3737	4185	N/A	N/A	1995	N/A	148
	30"	94"	30"	BRC-30-94-RT-30	2702	4084	4574	N/A	N/A	2041	N/A	160
	36"	60"	30"	BRC-36-60-RT-30	2207	3295	3690	N/A	N/A	1835	N/A	129
	36"	72"	30"	BRC-36-72-RT-30	2522	3800	4256	N/A	N/A	1995	N/A	152
	36"	84"	30"	BRC-36-84-RT-30	2747	4198	4701	N/A	N/A	2120	N/A	172
	36"	94"	30"	BRC-36-94-RT-30	3084	4729	5297	N/A	N/A	2193	N/A	187
36" High, Solid Wood Brady Communal Table 	30"	60"	36"	BRC-30-60-RT-36	2933	4061	4548	N/A	N/A	2382	N/A	132
	30"	72"	36"	BRC-30-72-RT-36	3469	4813	5391	N/A	N/A	2432	N/A	154
	30"	84"	36"	BRC-30-84-RT-36	3693	5186	5809	N/A	N/A	2593	N/A	172
	30"	94"	36"	BRC-30-94-RT-36	3884	5508	6169	N/A	N/A	2634	N/A	186
	36"	60"	36"	BRC-36-60-RT-36	3116	4389	4916	N/A	N/A	2488	N/A	151
	36"	72"	36"	BRC-36-72-RT-36	3654	5163	5783	N/A	N/A	2638	N/A	176
	36"	84"	36"	BRC-36-84-RT-36	3876	5558	6225	N/A	N/A	2745	N/A	184
	36"	94"	36"	BRC-36-94-RT-36	4069	5918	6628	N/A	N/A	2805	N/A	214
42" High, Solid Wood Brady Communal Table 	30"	60"	42"	BRC-30-60-RT-42	3247	4439	4971	N/A	N/A	2641	N/A	135
	30"	72"	42"	BRC-30-72-RT-42	3837	5254	5885	N/A	N/A	2778	N/A	157
	30"	84"	42"	BRC-30-84-RT-42	4082	5657	6336	N/A	N/A	2846	N/A	
	30"	94"	42"	BRC-30-94-RT-42	4292	5999	6718	N/A	N/A	2925	N/A	190
	36"	60"	42"	BRC-36-60-RT-42	3449	4790	5365	N/A	N/A	2769	N/A	154
	36"	72"	42"	BRC-36-72-RT-42	4039	5629	6304	N/A	N/A	3063	N/A	179
	36"	84"	42"	BRC-36-84-RT-42	4285	6051	6778	N/A	N/A	3131	N/A	201
	36"	94"	42"	BRC-36-94-RT-42	4496	6429	7201	N/A	N/A	3180	N/A	217



About the Collection

The Dylan Communal Table features an all-wood or all-laminate design. Each table features a unique metal mitered bracket that adds strength and a fun pop of color. Choose between 30" (dining), 36" (counter), or 42" (bar) height.

Standard Features

- Tables can be made in wood or laminate
- Corner bracket can be finished in the metal finish of your choice
- Counter and bar height models require powder coated steel foot rest
- Adjustable glides
- Power integration available

Options & Accessories

Electrical and Power Integration*	180	\$800/Module
Light Distressing on Wood Tops	114	Call for Quote
Heavy Distressing on Wood Tops	114	Call for Quote

Required to Order

1. Model Number and Description
2. Wood or Laminate Top Finish
3. Table Top Edge Profile; When selecting IPWFlat, a wood finish is required
4. Metal Bracket Powder Coat Finish and Foot Rest Finish (if applicable)
5. Options, if selected (above)

Example:

DYL-T-SW-366030, Table, Dylan, DYL-T, 36-60, Rectangle Shape, Dining Height, Solid Wood Top, Maple, Eased Edge, Solid Wood Beam, Maple, Eased Edge, Solid Wood Leg, Maple, Ease Edge

Notes & Tips

- * Shipped fully assembled
- * Electrical and power integration includes two electrical outlets and two USB ports
- * 24" wide tables should be secured to the floor or a wall for maximum stability

DYLAN COMMUNAL TABLES

Power & Electrical Planning

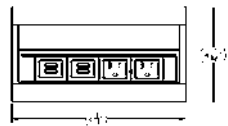
Power and electrical can be specified on either wood or laminate Dylan Tables. One or two power modules may be used per table. **Each module consists of two power and two USB ports finished in a Silver Anodized Aluminum with a white trim.** Each module also includes a wire management system for a three-prong cord for 120 Volts at 120" long. Wire management is designed to neatly encase cords and is securely placed on the inside of one leg. For two power units, there will be two separate cords and encasings, each placed securely on the inside of each leg. The wire management is finished in Silver Anodized Aluminum.

There are two standard options for module placement. For one module, the module will be placed in the center of table top. For two modules, modules will be placed at both ends of the table top, equal distance from the edge of the table for a symmetrical effect. Please note, requests for alternate placement of modules will extend lead times and may not be honored due to design limitations. For all power and integration, please call for quote.

OPTION 1 (P1) - CENTER POWER



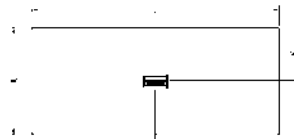
In Table



Power Module
Standard Configuration



Wire Management

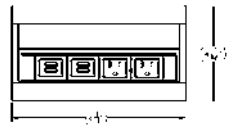


Overhead View

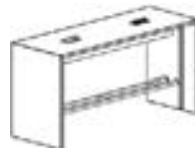
OPTION 2 (P2) - POWER AT ENDS



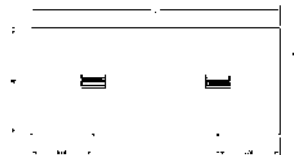
In Table



Power Module
Standard Configuration



Wire Management




Overhead View


Please note, power modules on Option 2 are placed in opposite directions.

DYLAN COMMUNAL TABLES — 30", 36", 42" HIGH

Solid Wood Table Edge Options



Description	Top Size				\$ List Price			Unpkgd. Wgt. #
	W	L	H	Model #	Maple	Hickory, White Oak	Walnut, Mixed Woods	
30" High, Solid Wood Dylan Communal Table 	24"	60"	30"	DYL-T-SW-246030	5793	9002	10083	115
	24"	72"	30"	DYL-T-SW-247230	6018	9377	10502	124
	24"	84"	30"	DYL-T-SW-248430	6236	9740	10909	135
	24"	94"	30"	DYL-T-SW-249430	6636	10488	11747	166
	30"	60"	30"	DYL-T-SW-306030	6074	9458	10593	136
	30"	72"	30"	DYL-T-SW-307230	6302	9859	11042	148
	30"	84"	30"	DYL-T-SW-308430	6518	10244	11473	148
	30"	94"	30"	DYL-T-SW-309430	6921	10846	12148	160
	36"	60"	30"	DYL-T-SW-366030	6391	9843	11024	157
	36"	72"	30"	DYL-T-SW-367230	6620	10265	11497	171
	36"	84"	30"	DYL-T-SW-368430	6836	10671	11952	185
	36"	94"	30"	DYL-T-SW-369430	7167	10869	12174	199


Description	Top Size				\$ List Price			Unpkgd. Wgt. #
	W	L	H	Model #	Maple	Hickory, White Oak	Walnut, Mixed Woods	
36" High, Solid Wood Dylan Communal Table 	24"	60"	36"	DYL-T-SW-246036	6772	10097	11308	134
	24"	72"	36"	DYL-T-SW-247236	6997	10470	11726	146
	24"	84"	36"	DYL-T-SW-248436	7215	10835	12135	135
	24"	94"	36"	DYL-T-SW-249436	7615	11432	12804	192
	30"	60"	36"	DYL-T-SW-306036	6547	9927	11118	156
	30"	72"	36"	DYL-T-SW-307236	6780	10336	11576	171
	30"	84"	36"	DYL-T-SW-308436	7054	10788	12083	185
	30"	94"	36"	DYL-T-SW-309436	7386	11303	12660	199
	36"	60"	36"	DYL-T-SW-366036	7692	11564	12952	179
	36"	72"	36"	DYL-T-SW-367236	7920	11987	13425	196
	36"	84"	36"	DYL-T-SW-368436	8258	12546	14052	212
	36"	94"	36"	DYL-T-SW-369436	8523	13017	14579	228

DYLAN COMMUNAL TABLES — 30", 36", 42" HIGH

Solid Wood Table Edge Options




Eased


Description	Top Size				\$ List Price			Unpkgd. Wgt. #
	W	L	H	Model #	Maple	Hickory, White Oak	Walnut, Mixed Woods	
42" High, Solid Wood Dylan Communal Table 	24"	60"	42"	DYL-T-SW-246042	6999	10290	11525	126
	24"	72"	42"	DYL-T-SW-247242	7224	10663	11943	139
	24"	84"	42"	DYL-T-SW-248442	7442	11029	12353	151
	24"	94"	42"	DYL-T-SW-249442	7842	11624	13019	184
	30"	60"	42"	DYL-T-SW-306042	6945	10283	11517	151
	30"	72"	42"	DYL-T-SW-307242	7295	10840	12140	171
	30"	84"	42"	DYL-T-SW-308442	7604	11338	12699	180
	30"	94"	42"	DYL-T-SW-309442	8329	12350	13832	194
	36"	60"	42"	DYL-T-SW-366042	7926	11629	13024	176
	36"	72"	42"	DYL-T-SW-367242	8199	12109	13562	192
	36"	84"	42"	DYL-T-SW-368442	8434	12538	14043	208
	36"	94"	42"	DYL-T-SW-369442	8729	13045	14610	224

DYLAN COMMUNAL TABLES — 30", 36", 42" HIGH

Laminate
Table Top
Edge Options




Description	Top Size				\$ List Price	Unpkgd. Wgt. #
	W	L	H	Model #		
30" High, Laminate Dylan Communal Table 					Laminate Overlay	
	24"	60"	30"	DYL-T-LAM-246030	4191	115
	24"	72"	30"	DYL-T-LAM-247230	4512	124
	24"	84"	30"	DYL-T-LAM-248430	4746	135
	24"	94"	30"	DYL-T-LAM-249430	4869	166
	30"	60"	30"	DYL-T-LAM-306030	4657	136
	30"	72"	30"	DYL-T-LAM-307230	4720	148
	30"	84"	30"	DYL-T-LAM-308430	4812	148
	30"	94"	30"	DYL-T-LAM-309430	4952	160
	36"	60"	30"	DYL-T-LAM-366030	4786	157
	36"	72"	30"	DYL-T-LAM-367230	4967	171
	36"	84"	30"	DYL-T-LAM-368430	5152	185
	36"	94"	30"	DYL-T-LAM-369430	5312	199

Description	Top Size				\$ List Price	Unpkgd. Wgt. #
	W	L	H	Model #		
36" High, Laminate Dylan Communal Table 					Laminate Overlay	
	24"	60"	36"	DYL-T-LAM-246036	4704	134
	24"	72"	36"	DYL-T-LAM-247236	4973	146
	24"	84"	36"	DYL-T-LAM-248436	5224	135
	24"	94"	36"	DYL-T-LAM-249436	5363	192
	30"	60"	36"	DYL-T-LAM-306036	5292	156
	30"	72"	36"	DYL-T-LAM-307236	5475	171
	30"	84"	36"	DYL-T-LAM-308436	5655	185
	30"	94"	36"	DYL-T-LAM-309436	5818	199
	36"	60"	36"	DYL-T-LAM-366036	5619	179
	36"	72"	36"	DYL-T-LAM-367236	5824	196
	36"	84"	36"	DYL-T-LAM-368436	6028	212
	36"	94"	36"	DYL-T-LAM-369436	6206	228

DYLAN COMMUNAL TABLES — 30", 36", 42" HIGH

Laminate
Table Top
Edge Options



Description	Top Size				\$ List Price	Unpkgd. Wgt. #
	W	L	H	Model #	Laminate Overlay	
42" High, Laminate Dylan Communal Table 	24"	60"	42"	DYL-T-LAM-246042	4899	126
	24"	72"	42"	DYL-T-LAM-247242	5317	139
	24"	84"	42"	DYL-T-LAM-248442	5675	151
	24"	94"	42"	DYL-T-LAM-249442	5807	184
	30"	60"	42"	DYL-T-LAM-306042	5305	151
	30"	72"	42"	DYL-T-LAM-307242	5454	171
	30"	84"	42"	DYL-T-LAM-308442	5802	180
	30"	94"	42"	DYL-T-LAM-309442	6119	194
	36"	60"	42"	DYL-T-LAM-366042	5798	176
	36"	72"	42"	DYL-T-LAM-367242	6081	192
	36"	84"	42"	DYL-T-LAM-368442	6374	208
	36"	94"	42"	DYL-T-LAM-369442	6571	224



About the Collection

The Frankie Table features two oversized U-shaped steel legs, giving it a larger-than-life personality. This minimal table collection is available with a solid wood or laminate table top and ships ready to assemble. Only available as 30" high table (dining).

Standard Features

- Table tops can be made in solid wood or laminate
- Two top shapes available: rectangle with 90 degree corners or rectangle with 5" radius corners
- 3" diameter U-shaped steel base
- Adjustable glides

Options & Accessories

Light Distressing on Wood Tops	114	Call for Quote
Heavy Distressing on Wood Tops	114	Call for Quote

Required to Order

1. Model Number and Description
2. Wood or Laminate Top Finish
3. Table Top Edge Profile; when selecting IPWFlat, a wood finish is required
4. Foot Rest Finish (if applicable)
5. Options, if selected (above)

Example:

FNK-36-72-RT-30, Table, Frankie, FNK, 36-72, Rectangle Shape, Dining Height, Solid Wood Top, Maple, Eased Edge, Olive Green Base & Column

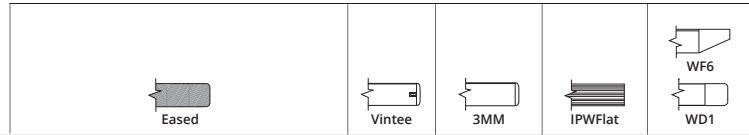
Notes & Tips


- * Shipped ready to assemble


FRANKIE COMMUNAL TABLES — 30" HIGH

Solid Wood Table Edge Options

Laminate Table Top Edge Options



Description	Top Size			Model #	\$ List Price							Unpkgd. Wgt. #
	W	L	H		Maple	Hickory, White Oak	Walnut, Mixed Woods	Vinyl	Edgeband	Laminate Overlay	Wood Edges	
30" High, Frankie Communal Table - Rectangular Top 	30"	72"	30"	FNK-30-72-RT-30	2773	4068	4556	N/A	N/A	2657	N/A	
	30"	84"	30"	FNK-30-84-RT-30	2868	4203	4707	N/A	N/A	2686	N/A	
	30"	94"	30"	FNK-30-94-RT-30	3155	4626	5181	N/A	N/A	2690	N/A	
	36"	72"	30"	FNK-36-72-RT-30	3324	4877	5462	N/A	N/A	2949	N/A	
	36"	84"	30"	FNK-36-84-RT-30	3345	4907	5496	N/A	N/A	3122	N/A	
	36"	94"	30"	FNK-36-94-RT-30	3421	5018	5620	N/A	N/A	3178	N/A	

Description	Top Size			Model #	\$ List Price							Unpkgd. Wgt. #
	W	L	H		Maple	Hickory, White Oak	Walnut, Mixed Woods	Vinyl	Edgeband	Laminate Overlay	Wood Edges	
30" High, Frankie Communal Table - 5" Radius Rectangular Top 	30"	72"	30"	FNK-30-72-RTR-30	2773	4068	4556	N/A	N/A	2657	N/A	
	30"	84"	30"	FNK-30-84-RTR-30	2868	4203	4707	N/A	N/A	2686	N/A	
	30"	94"	30"	FNK-30-94-RTR-30	3155	4626	5181	N/A	N/A	2690	N/A	
	36"	72"	30"	FNK-36-72-RTR-30	3324	4877	5462	N/A	N/A	2949	N/A	
	36"	84"	30"	FNK-36-84-RTR-30	3345	4907	5496	N/A	N/A	3122	N/A	
	36"	94"	30"	FNK-36-94-RTR-30	3421	5018	5620	N/A	N/A	3178	N/A	



About the Collection

The Frankie Bar Height Communal Table features two large steel tubes, circular bases, and a welded steel footrest, all which are powder coated. Tops are available in top solid wood or laminate. Choose between 36" (counter) or 42" (bar) heights.

Standard Features

- Table tops can be made in wood or laminate
- Steel base can finished in the metal finish of your choice
- Tops shapes include rectangular, rectangular with 5" radius, and racetrack
- 5.5" diameter steel columns
- Felt glides

Options & Accessories

Light Distressing	114	Call for Quote
Heavy Distressing	114	Call for Quote

Required to Order

1. Model Number and Description
2. Wood or Laminate Top Finish
3. Table Top Edge Profile
4. Foot Rest Finish (if applicable)
5. Options, if selected (above)

Example:

FNK-30-72-RT-36; 36" High, Frankie Communal Table - Rectangular Top; Solid Wood Top-White Oak, Eased; Dusty Blue; Light Distressing

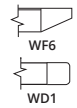
Notes & Tips


- * Shipped ready to assemble


FRANKIE BAR HEIGHT COMMUNAL TABLES — 36" AND 42" HIGH


Solid Wood Table Edge Options


Laminate Table Top Edge Options



Description	Top Size			Model #	\$ List Price							Unpkgd. Wgt. #
	W	L	H		Maple	Hickory, White Oak	Walnut, Mixed Woods	Vinyl	Edgeband	Laminate Overlay	Wood Edges	
36" High, Frankie Communal Table - Rectangular Top 	30"	72"	36"	FNK-30-72-RT-36	3871	5678	6360	N/A	N/A	2712	N/A	
	30"	84"	36"	FNK-30-84-RT-36	4119	6043	6768	N/A	N/A	2892	N/A	
	30"	94"	36"	FNK-30-94-RT-36	4333	6360	7123	N/A	N/A	2937	N/A	
	36"	72"	36"	FNK-36-72-RT-36	4076	5982	6700	N/A	N/A	2942	N/A	
	36"	84"	36"	FNK-36-84-RT-36	4324	6347	7108	N/A	N/A	3063	N/A	
	36"	94"	36"	FNK-36-94-RT-36	4540	6662	7462	N/A	N/A	3129	N/A	

Description	Top Size			Model #	\$ List Price							Unpkgd. Wgt. #
	W	L	H		Maple	Hickory, White Oak	Walnut, Mixed Woods	Vinyl	Edgeband	Laminate Overlay	Wood Edges	
36" High, Frankie Communal Table - Radius Rectangular Top 	30"	72"	36"	FNK-30-72-RTR-36	3871	5678	6360	N/A	N/A	2712	N/A	
	30"	84"	36"	FNK-30-84-RTR-36	4119	6043	6768	N/A	N/A	2892	N/A	
	30"	94"	36"	FNK-30-94-RTR-36	4333	6360	7123	N/A	N/A	2937	N/A	
	36"	72"	36"	FNK-36-72-RTR-36	4076	5982	6700	N/A	N/A	2942	N/A	
	36"	84"	36"	FNK-36-84-RTR-36	4324	6347	7108	N/A	N/A	3063	N/A	
	36"	94"	36"	FNK-36-94-RTR-36	4540	6662	7462	N/A	N/A	3129	N/A	

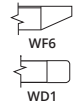
Description	Top Size			Model #	\$ List Price							Unpkgd. Wgt. #
	W	L	H		Maple	Hickory, White Oak	Walnut, Mixed Woods	Vinyl	Edgeband	Laminate Overlay	Wood Edges	
42" High, Frankie Communal Table - Rectangular Top 	30"	72"	42"	FNK-30-72-RT-42	4279	6279	7033	N/A	N/A	3098	N/A	
	30"	84"	42"	FNK-30-84-RT-42	4553	6682	7484	N/A	N/A	3174	N/A	
	30"	94"	42"	FNK-30-94-RT-42	4788	7025	7868	N/A	N/A	3262	N/A	
	36"	72"	42"	FNK-36-72-RT-42	4507	6614	7408	N/A	N/A	3415	N/A	
	36"	84"	42"	FNK-36-84-RT-42	4779	7015	7857	N/A	N/A	3493	N/A	
	36"	94"	42"	FNK-36-94-RT-42	5015	7360	8244	N/A	N/A	3548	N/A	


Description	Top Size			Model #	\$ List Price							Unpkgd. Wgt. #
	W	L	H		Maple	Hickory, White Oak	Walnut, Mixed Woods	Vinyl	Edgeband	Laminate Overlay	Wood Edges	
42" High, Frankie Communal Table - Radius Rectangular Top 	30"	72"	42"	FNK-30-72-RTR-42	4279	6279	7033	N/A	N/A	3098	N/A	
	30"	84"	42"	FNK-30-84-RTR-42	4553	6682	7484	N/A	N/A	3174	N/A	
	30"	94"	42"	FNK-30-94-RTR-42	4788	7025	7868	N/A	N/A	3262	N/A	
	36"	72"	42"	FNK-36-72-RTR-42	4507	6614	7408	N/A	N/A	3415	N/A	
	36"	84"	42"	FNK-36-84-RTR-42	4779	7015	7857	N/A	N/A	3493	N/A	
	36"	94"	42"	FNK-36-94-RTR-42	5015	7360	8244	N/A	N/A	3548	N/A	


FRANKIE BAR HEIGHT COMMUNAL TABLES — 36" AND 42" HIGH

Solid Wood Table Edge Options

Laminate Table Top Edge Options



Description	Top Size			Model #	\$ List Price							Unpkgd. Wgt. #
	W	L	H		Maple	Hickory, White Oak	Walnut, Mixed Woods	Vinyl	Edgeband	Laminate Overlay	Wood Edges	
 36" High, Frankie Communal Table - Racetrack Top	30"	72"	36"	FNK-30-72-RTK-36	3871	5678	6360	N/A	N/A	2712	N/A	
	30"	84"	36"	FNK-30-84-RTK-36	4119	6043	6768	N/A	N/A	2892	N/A	
	30"	94"	36"	FNK-30-94-RTK-36	4333	6360	7123	N/A	N/A	2937	N/A	
	36"	72"	36"	FNK-36-72-RTK-36	4076	5982	6700	N/A	N/A	2942	N/A	
	36"	84"	36"	FNK-36-84-RTK-36	4324	6347	7108	N/A	N/A	3063	N/A	
	36"	94"	36"	FNK-36-94-RTK-36	4540	6662	7462	N/A	N/A	3129	N/A	

Description	Top Size			Model #	\$ List Price							Unpkgd. Wgt. #
	W	L	H		Maple	Hickory, White Oak	Walnut, Mixed Woods	Vinyl	Edgeband	Laminate Overlay	Wood Edges	
 42" High, Frankie Communal Table - Racetrack Top	30"	72"	42"	FNK-30-72-RTK-42	4279	6279	7033	N/A	N/A	3098	N/A	
	30"	84"	42"	FNK-30-84-RTK-42	4553	6682	7484	N/A	N/A	3174	N/A	
	30"	94"	42"	FNK-30-94-RTK-42	4788	7025	7868	N/A	N/A	3262	N/A	
	36"	72"	42"	FNK-36-72-RTK-42	4507	6614	7408	N/A	N/A	3415	N/A	
	36"	84"	42"	FNK-36-84-RTK-42	4779	7015	7857	N/A	N/A	3493	N/A	
	36"	94"	42"	FNK-36-94-RTK-42	5015	7360	8244	N/A	N/A	3548	N/A	

OCCASIONAL TABLES



About the Collection

The Lewis Collection consists of occasional tables with steam bent wooden spindles and a solid American Ash top.

Standard Features

- Solid wood frame
- Available in any of our standard wood stains
- Available in side table and coffee table heights

Required to Order

1. Model Number and Description
2. Wood Stain Finish

Example:

LEW-430; 18" High, Round Lewis Side Table; Black Finish

Notes & Tips

- * No assembly required
- * Please note, when standard stains are applied, color and variation may be slightly different than our standard tables and chairs due to the Ash wood species.

LEWIS OCCASIONAL TABLES

Solid Wood Table Edge Options



Bullnose

Description	Top Size			\$ List Price	Unpkgd. Wgt. #
	Diameter	H	Model #		
18" High, Round Lewis Occasional Table				Ash	
	16"	18.8"	LEW-430	756	9



Description	Top Size			\$ List Price	Unpkgd. Wgt. #
	Diameter	H	Model #		
16" High, Round Lewis Occasional Table				Ash	
	21.2"	16"	LEW-540	844	12





About the Collection

The Louie Collection consists of occasional tables with solid wood legs and a thin metal top.

Standard Features

- Solid beech legs in any standard wood finish
- Metal top and brackets in your choice of metal finishes
- Ships assembled



Required to Order


1. Model Number and Description
2. Wood Base Stain Finish
3. Table Top Metal Finish

Example:

LOU-16, 16" Diameter Louie End Table, Cocoa Wood Base Finish, Grey White Metal Finish

LOUIE OCCASIONAL TABLES

Description	Top Size			\$ List Price	Unpkgd. Wgt. #
	Diameter	H	Model #		
20" High, Louie End Table 	16"	20"	LOU16	775	15
16" High, Louie Coffee Table 	34"	16"	LOU34	1100	36



About the Collection

Onesima Occasional Tables consist of round coffee tables that can be paired with any lounge seating.

Standard Features

- 30" and 36" Round Coffee Tables, 18" High
- Top material choices in solid wood and laminate with flat or refined, knife edge profile
- Laminate tops with exposed plywood edge or 3mm edgeband options
- 3" round column
- Optional USB A/C module in black or white finish
- Plastic glides for durability, 1/2" High clearance
- Base and column can be specified in different metal finishes, for an upcharge
- Assembly required

USB A/C Module

This module has one USB-A and one USB-C 5V charging port and a 72"L power cord with 15-amp plug. The 15-amp plug includes a built-in transformer measuring 2 1/8"D x 1 1/4" W x 3 1/2"H. The module is available in Black or White finishes. Available on coffee tables and centered with power cord routing through the column and out the base.

Options & Accessories

Table base and column, painted in different metal finishes	114	\$50
Simple, USB A/C unit with 72" power cord for coffee tables	114	\$375

Required to Order

1. Model Number and Description
2. Wood or Laminate Top Finish
3. Table Top Edge Profile
4. Table Base Finish
5. Options, if selected (above)

Example:

ONE-36-36-RD-18, Onesima – Table, 36-36, Round, 18" High, Solid Wood Top, Maple, WF6 Knife Edge, Natural, Cement Grey Base and Column

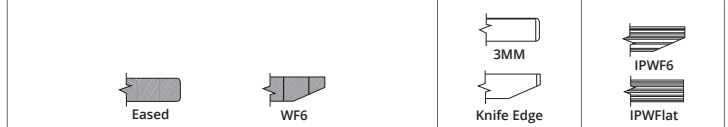
Notes & Tips


- * Laminate tops with 3mm edgeband are 1" thick

ONESIMA OCCASIONAL COFFEE TABLES

Solid Wood
Table Edge Options

Laminate
Table Top Edge Options



DESCRIPTION	TOP SIZE		\$ LIST PRICE					UNPKG.D. WGT. #	
	Dia.	H	Model #	Maple	Hickory, White Oak	Walnut, Mixed Woods	Edgeband		Laminate Overlay
18" High, Onesima Coffee Table 	30"	18"	ONE-30-30-RD-18	757	1447	1625	730	790	
	36"	18"	ONE-36-36-RD-18	1007	1737	1945	830	1130	



About the Collection

The Onesima Personal Laptop turns any lounge application into a productive place to work.

Standard Features

- 14" x 21" rectangular table, 26" High
- Top material choices in solid wood or laminate with knife edge profile
- Laminate top with exposed plywood edge or 3mm edgeband options
- Integrated cutout on underside of top for ease of mobility
- 2" round column
- Plastic glides for durability, 1/2"H clearance
- Base and column can be specified in different metal finishes, for an upcharge
- Assembly required

Options & Accessories

Table base and column, painted in different metal finishes	114	\$50
--	-----	------

Required to Order

1. Model Number and Description
2. Wood or Laminate Top Finish
3. Table Top Edge Profile
4. Table Base Finish
5. Options, if selected (above)

Example:
ONE-14-21-RTR-26, Onesima – Table, 14-21, Laptop, 26" High, Solid Wood Top, Maple, WF6 Knife Edge, Natural, Cement Grey Base and Column

Notes & Tips

* Laminate tops with 3mm edgeband are 1" thick

ONESIMA OCCASIONAL PERSONAL LAPTOP TABLES

Solid Wood Table Edge Options

Laminate Table Top Edge Options



DESCRIPTION	TOP SIZE			Model #	\$ LIST PRICE					UNPKGD. WGT. #
	W	L	H		Maple	Hickory, White Oak	Walnut, Mixed Woods	Edgeband	Laminate Overlay	
26" High, Onesima Personal Laptop Table	14"	21"	26"	ONE-14-21-RTR-26	740	1110	1243	590	762	



*Only available with Knife Edge



About the Collection

The Roy Table Collection consists of occasional tables with a square steel tube base and a modern silhouette.

Standard Features

- Solid wood or laminate table top options
- Steel legs
- Laminate top with exposed baltic birch edge, available in any of our standard wood stains

Required to Order

1. Model Number and Description
2. Wood or Laminate Top Finish
3. Table Top Edge Profile
4. Table Base Finish
5. Options, if selected (above)

Example:

ROY-36-36-RT-15; 15" High, Square Roy Occasional Table; Solid Wood Table Edge; Eased, Maple

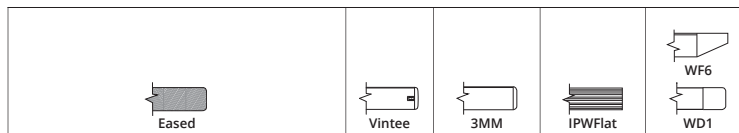
Notes & Tips

- * No assembly required
- * \$250.00 charge for orders fewer than five

ROY OCCASIONAL TABLES

Solid Wood Table Edge Options

Laminate Table Top Edge Options



Description	Top Size			Model #	\$ List Price							Unpkgd. Wgt. #
	W	L	H		Maple	Hickory, White Oak	Walnut, Mixed Woods	Vinyl	Edgeband	Laminate Overlay	Wood Edges	
15" High, Square Roy Occasional Table	36"	36"	15"	ROY-36-36-RT-15	1513	2320	2598	N/A	N/A	1250	N/A	35



18" High, Square Roy Occasional Table	22"	22"	18"	ROY-22-22-RT-18	1210	1964	2199	N/A	N/A	975	N/A	40
---------------------------------------	-----	-----	-----	-----------------	------	------	------	-----	-----	-----	-----	----



15" High, Rectangular Roy Occasional Table	24"	48"	15"	ROY-24-48-RT-15	1360	1992	2232	N/A	N/A	1113	N/A	55
--	-----	-----	-----	-----------------	------	------	------	-----	-----	------	-----	----



SOLID WOOD TABLE TOPS

Clean with a solution of liquid dishwashing detergent, warm water, and a damp rag. Dry with a clean, non-abrasive cloth. There are no additional recommended cleaning steps or escalation for staining with finished wood products. Any other cleaning method can damage and deteriorate the finish.

Natural wood products are inherently susceptible to damage from radical changes in heat and humidity; care must be taken to ensure that they are in a temperate environment. When storing solid wood furniture, note the following guidelines:

- Do not store products in trailers.
- Store products in areas that simulate indoor, controlled temperatures (60° F to 90° F).
- Store products in areas that maintain constant, indoor and controlled humidity levels.
- Allow solid wood tables time to acclimate to the conditions prior to installation.

Please note, scratches, dings, and dents are common issues that occur to tops in our busy world. Grand Rapids Chair guarantees the stability of our topcoat finish on solid wood tables for one year when properly taken care of and used. This use does not extend to unfinished plating or ceramics, issues with other dining ware or set pieces, or to customer abuse. We will accommodate warranted work on finish failures. Please see our Warranty for further information.

LAMINATE TABLE TOPS

The recommendations for laminate in this section apply only to the laminate surface itself. When cleaning the tables, keep all recommended products away from the table edges. These products can successfully clean the laminate but may damage the table edges. Please see the Table edge section below for care recommendations based on the type of edge you have.

To maintain the beauty of decorative laminates, clean with a solution of liquid dishwashing detergent and warm water and dry with a clean, non-abrasive cloth. This should remove most surface stains. On high-gloss laminates, this solution may leave streak marks. These can be removed using glass cleaner with ammonia and a dry, clean, non-abrasive cloth.

For stubborn stains, use a household cleaner such as Formula 409®, Fantastik®, Windex®, or diluted Simple Green®. It may be necessary to use a soft bristle brush with light scrubbing to assist in removing the stain. A soft rag and Acetone (Nail Polish remover) can be used as well.

TABLE EDGES

Edgeband, vintee, or laminate overlay edges should be cleaned with a solution of liquid dishwashing detergent and warm water. Dry with a clean, non-abrasive cloth. For stubborn stains, try rubbing alcohol with a clean, non-abrasive cloth.

Wood edges should be cleaned with a solution of liquid dishwashing detergent and warm water. Dry with a clean, non-abrasive cloth. This should remove most stains from the surface.

METAL - INDOOR

Wipe surface with a mild soap or liquid dishwasher detergent and warm water solution. Disinfect the surface with a non-abrasive household cleaner like 409®, Fantastik®, Windex®, or diluted Simple Green®. Wipe dry with a clean, soft cloth.

Never let cleaning or disinfecting products dry onto the furniture surface. This can weaken and damage the epoxy finish leading to chips and scratches.

HIGH-DENSITY POLYETHYLENE (HDPE) OUTDOOR TOPS

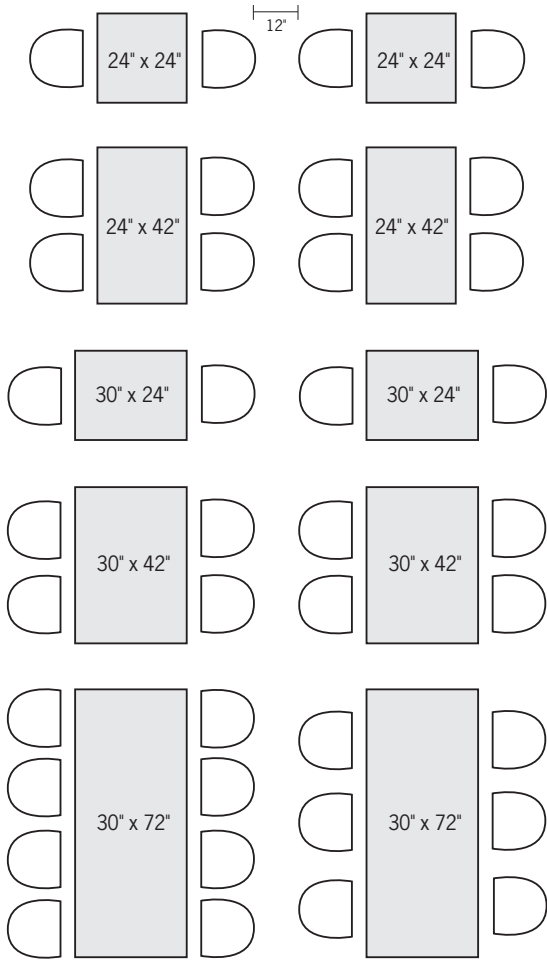
HDPE tops can be cleaned with a solution of warm, soapy water. A soft-bristled brush or foam eraser sponge can be used for stubborn stains and scuffs.

METAL - OUTDOOR

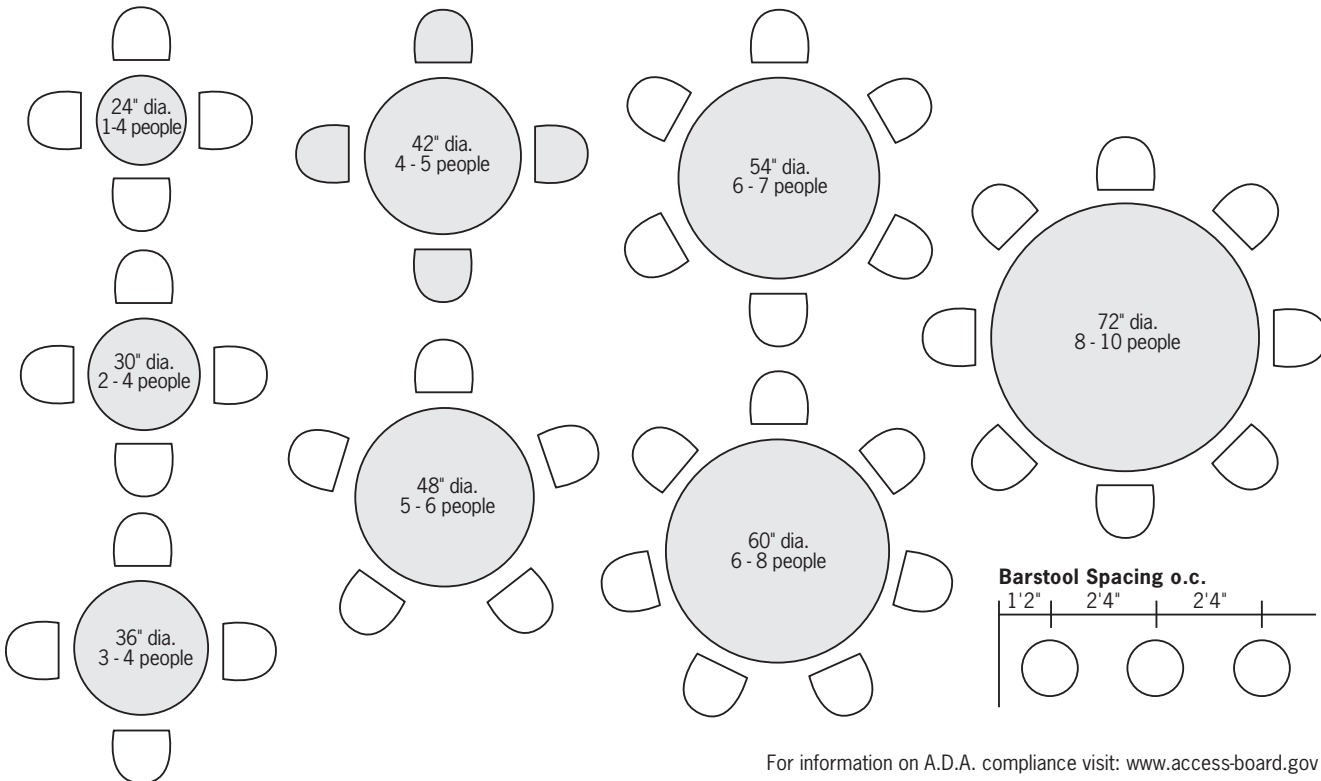
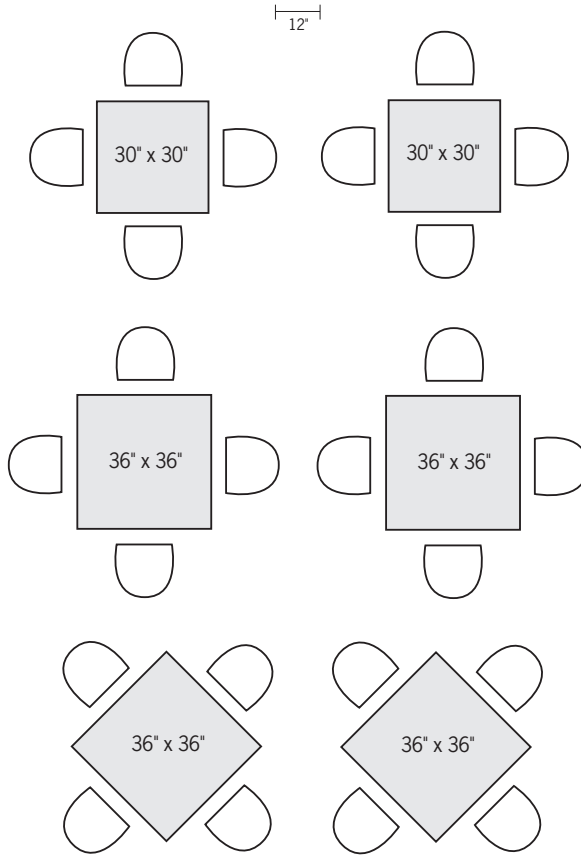
If products are kept near a marine environment or in areas with swimming pools, regular cleaning with biodegradable liquid soap and water will help protect the furniture from rapid deterioration that chlorine and salt may cause. Maintenance is recommended every 3 months in these aggressive environments. Never use a pressure/power washer on outdoor furniture.

Steel may develop small rust spots over time in places where damage has occurred - such as chipping, scratches, or abrasions. Warranty does not cover those parts of the products which are exposed to abrasion during use.

SEATING PLANNER



Minimum Back-to-Back Spacing - 12"
 Consult local fire codes for legal requirements.
 Spacing requirements will vary depending on selected chair width.



For information on A.D.A. compliance visit: www.access-board.gov

1. THE AGREEMENT

All sales by GRAND RAPIDS CHAIR COMPANY or its affiliates (the "Seller") shall be governed by the following terms and conditions of sale. The agreement between Seller and Buyer with respect to the sale of Goods described in the Seller's quote (the "Goods") shall consist only of the terms appearing herein and in the Seller's quote or proposal and any attachments, exhibits and supplements (together, the "Contract") together with any terms mutually agreed to in writing hereafter by Seller and Buyer. These terms and conditions of sale prevail over any of Buyer's general terms and conditions of purchase regardless whether or when Buyer has submitted its purchase order or such terms. Buyer's issuance of a purchase order constitutes its acknowledgment that Seller's quote is the first document exchanged, containing the essential elements of, and therefore constitutes an offer. Seller objects to and shall not otherwise be bound by any additional or different terms, whether printed or otherwise, in Buyer's purchase order or in any other communication from Buyer to Seller. The Contract shall be for the benefit of Seller and Buyer and not for the benefit of any other person. The Contract and these terms comprise the entire agreement between the parties, and supersede all prior or contemporaneous understandings, agreements, negotiations, representations and warranties, and communications, both written and oral. No statements, recommendations, or assistance by either party has been relied upon by either party or shall constitute a waiver by either party of the provisions hereof. Notwithstanding anything herein to the contrary, if a written Contract signed by both parties is in existence covering the sale of the Goods covered hereby, the terms and conditions of said Contract shall prevail to the extent they are inconsistent with these terms.

2. NO IMPLIED ACCEPTANCE

Notwithstanding any contrary provision in Buyer's purchase order, no action by Seller such as delivery of Goods, the rendering of services or the commencement of work on Goods to be specially manufactured for Buyer, will be deemed an acceptance by Seller of any purchase order from Buyer with terms in addition to or different than those contained in this Contract.

3. TERMINATION OR MODIFICATION

In addition to any remedies that may be provided under these terms, Seller may terminate the Contract with immediate effect upon written notice to Buyer, if Buyer:

- (i) fails to pay any amount when due under the Contract;
- (ii) has not otherwise performed or complied with any of these terms, in whole or in part; or
- (iii) becomes insolvent,

files a petition for bankruptcy or commences or has commenced against it proceedings relating to bankruptcy, receivership, reorganization or assignment for the benefit of creditors. The Contract may be modified only upon Seller's written consent. If all or part of the Contract is terminated, in the absence of a written agreement with Seller to the contrary, Buyer shall pay a termination charge equal to expenses and costs incurred by Seller in the production of the Goods to the date such termination is accepted by Seller, including work in process, raw materials not usable by Seller for other purposes, and reimbursement for any commitments to third parties made in order to satisfy Buyer's requirements, plus a reasonable profit. In addition, any Goods completed on or prior to Seller's acceptance of such termination shall be accepted and paid for in full by Buyer.

4. TERMS OF PAYMENT

Payment terms are determined on an individual company basis. Payments shall be made to Seller at the address specified in the invoice. Pro rata payments shall become due as shipments are made. If any shipment is delayed by Seller at the request of Buyer, payment shall become due on the date when Seller is prepared to make shipment. Prices are F.O.B. Seller's shipping point unless otherwise stated in the Contract. Product orders for non-standard items, and orders that exceed normal credit limits require 50% down payments with the order. When any payment is not paid on or before its due date, Buyer agrees to pay a late charge on the sum outstanding, from the due date for receipt of payment to the actual date of receipt of payment, at a rate of one and one half percent (1.5%) per month on the unpaid balance. If a payment is not paid on or before its due date, Buyer agrees that Seller may also cease performance under any and all of Buyer's purchase orders whether or not related to the late payment. Whenever, in the judgment of Seller, the financial condition of the Buyer does not justify the continuation of production or shipment on the specified terms of payment, the Seller may require full or partial payment in advance. Buyer hereby grants to Seller a security interest in all tools, molds, and dies and other property of Buyer which come into the possession of Seller, as security for all sums owing from Buyer to Seller from time to time. Buyer hereby authorizes Seller to file such financing statements with respect to such property as Seller shall deem appropriate and Buyer shall take whatever other actions are requested by Seller to perfect and continue Seller's security interest in such property.

5. DELIVERY

Delivery dates are not guaranteed but are estimated on the basis of immediate receipt by Seller of all information to be furnished by Buyer, and all shipments are subject to Seller's

TERMS & CONDITIONS

production schedule. Seller shall in good faith endeavor to meet estimated delivery dates. Seller shall not be responsible for claims for error in quantity, weight or number not made within ten (10) days after Buyer's receipt of Goods. Seller will not be liable for any delay in performance of this Contract or delivery of Goods when the delay is caused directly or indirectly by fire, flood, explosion, accident, riot, disease, pandemics, acts of God, war, governmental interference, embargo, strikes or other labor difficulties, shortage of labor, fuel, power, materials or supplies, transportation delays, failure of tooling or the repair, maintenance or rehabilitation of the tooling, or any other cause or causes whatsoever beyond its control. In the event Seller is delayed in performance by Buyer or at Buyer's request, Buyer will be responsible for any resulting increase in cost, including handling, insurance and storage charges, and Seller may invoice Goods ready for shipment with payment to be made in accordance with the payment schedule as if the Goods had been shipped. In the event delay is caused by Buyer's failure to furnish information necessary for Seller's performance, Seller may extend the shipment date for a reasonable time in proportion to the period of Buyer's delay.

6. INSTALLMENT DELIVERIES AS SEPARATE SALES

Each installment of Goods to be delivered pursuant to this Contract is to be considered as a separate sale and Buyer shall be liable to pay the agreed price for each such installment without regard to any failure to deliver other installments, and Seller's breach or default in the delivery of any installment shall not give Buyer the right to refuse to receive any other installments.

7. TITLE AND RISK OF LOSS

Title and risk of loss passes to Buyer upon delivery of the Goods to a carrier. Buyer assumes all risk of loss of Goods upon such delivery by Seller to the carrier. Seller agrees to package the Goods, put them in the possession of a carrier, make appropriate arrangements for their transportation, and obtain and deliver documents necessary to enable Buyer to obtain possession of the Goods. Seller shall not be obligated to obtain insurance or to prepay transportation costs unless the Contract provides otherwise. Buyer agrees to pay all loading, unloading and other charges incidental to transportation. Seller will attempt to follow Buyer's shipping instructions but may make reasonable changes thereto. Whether or not Seller pays shipping charges, risk of loss shall pass to Buyer upon delivery of the Goods to a carrier. Breach of this Contract shall have no effect upon this provision controlling the risk of loss. Buyer hereby grants to Seller a lien on and security interest in and to all of the right, title and interest of Buyer in, to and under the Goods, wherever

located, and whether now existing or hereafter arising or acquired from time to time, and in all accessions thereto and replacements or modifications thereof, as well as all proceeds (including insurance proceeds) of the foregoing. The security interest granted under this provision constitutes a purchase money security interest under the Michigan Uniform Commercial Code. Buyer hereby authorizes Seller to file such financing statements with respect to such property as Seller shall deem appropriate and Buyer shall take whatever other actions are requested by Seller to perfect and continue Seller's security interest in such property.

8. LIMITED WARRANTIES

Seller's Limited Warranty, adopted February 1, 2019, is hereby incorporated herein by reference.

SELLER MAKES NO OTHER WARRANTIES OR REPRESENTATIONS, EXPRESS OR IMPLIED, BY OPERATION OF LAW OR OTHERWISE, INCLUDING WITHOUT LIMITATION ANY IMPLIED WARRANTY OF MERCHANTABILITY OR FITNESS FOR A PARTICULAR PURPOSE, ALL OF WHICH ARE HEREBY SPECIFICALLY DISCLAIMED. In particular, but without limiting the generality of the foregoing exclusion, (i) if the Goods are made according to buyer's specifications, Seller does not warrant adequacy of such specifications or that the Goods will perform in accordance with such specifications, (ii) if any goods furnished hereunder are made by any supplier other than Seller, Seller does not provide any warranty with respect to such Goods, (iii) Seller does not warrant that the Goods are in compliance with laws of any country, and (iv) if the Goods are modules or assemblies, Seller does not warrant design, design performance, durability or system integration of the modules, assemblies or any components thereof.

Seller's sole obligation under the warranties set forth in Seller's Limited Warranty will be limited to either, at Seller's option, replacing or repairing defective Goods or refunding the purchase price paid for such Goods previously paid by Buyer, and Buyer's exclusive remedy for breach of any of such warranties will be enforcement of such obligation of Seller. These warranties will not extend to ordinary wear and tear or Goods subjected to misuse, abuse, neglect, damage, improper transportation, improper storage, improper cleaning, accident or improper installation or maintenance or which have been altered or repaired by anyone other than Seller or its authorized representative. Seller shall not be liable on any claim for defective Goods, which is not made within thirty (30) days after discovery of defect.

9. REMEDIES AND LIMITATION OF LIABILITY

In the event Buyer claims Seller has breached any of its obligations under the Contract, whether of warranty or

otherwise, Seller may request the return of the Goods and tender to Buyer the purchase price previously paid by Buyer, and in such event, Seller shall have no further obligation under the Contract except to refund such purchase price upon redelivery of the Goods. No Goods may be returned without Seller's written request. If Seller requests the return of the Goods, the Goods will be returned by Buyer unless otherwise authorized in writing by Seller. Seller reserves the right to inspect any claimed defect, repair defective Goods or install replacement parts, and perform any adjustment incident to satisfactory operation of the Goods. In the event Buyer claims Seller has breached any of its obligations under the Contract, whether of warranty or otherwise, and Seller has not delivered any Goods to Buyer, Seller may tender to Buyer the purchase price previously paid by Buyer, and, in such event, Seller shall have no further obligation under the Contract except to refund such purchase price previously paid by Buyer. The remedies contained in this and the preceding paragraph shall constitute the sole recourse of Buyer against Seller for breach of any of Seller's obligations under the Contract, whether of warranty or otherwise. In no event shall Seller be liable for loss of time, inconvenience, commercial loss, incidental, consequential or special damages, including without limitation, lost revenues, profits or recall expenses, nor shall Seller's liability on any claim for damages arising out of or connected with the Contract or the manufacture, sale, delivery or use of the Goods exceed the purchase price of the Goods previously paid by Buyer to Seller. Any warranty rights which Seller may have relating to any Goods provided by other suppliers will be assigned to Buyer upon request. Seller shall not be liable for failure to perform its obligations under the Contract resulting directly or indirectly from circumstances beyond Seller's reasonable control.

10. INDEMNIFICATION

Buyer shall indemnify Seller against, and hold Seller harmless from, any and all claims and liabilities, including reasonable attorney's fees, arising out of, connected with, or resulting from the Goods, including but not limited to, the design, manufacturing, selection, delivery, possession, storage, use, operation or disposition of the Goods. Seller's entire liability for Goods is limited as set forth in paragraph 9 above.

11. PATENTS

Buyer shall indemnify Seller against liability, loss, damage or expense in any instance involving alleged violation of patent rights relating to Buyer's specifications and/or the Goods resulting from those specifications. Buyer shall bear the full burden for all liability, loss, damage or expense in any such instance. Such indemnification of Seller against all liability, loss, damage or expense pursuant to this provision shall

include, but is not limited to, litigation expenses, reasonable attorney's fees, and damages awarded under an adverse judgment or established by way of compromise settlement where both Buyer and Seller have notice of and consent to such compromise settlement.

12. CHANGES

Changes in the work to be performed under the Contract may be made only if Buyer submits written instructions for such changes and if Seller accepts those changes in writing. If any such approved changes in drawings, materials, quantities, dates of performance or design of the part, units, tools, or fixtures, in Seller's sole judgment, increase Seller's costs, Seller may condition approval of any such change on agreement by Buyer to a price increase to recoup such cost increase, plus a reasonable return.

13. CANCELLATION/RESCHEDULE OF PURCHASE ORDERS

- A. In the event of any cancellation of all or part of any purchase order by Buyer, Buyer agrees to pay Seller for all reasonable and allocable materials, material management, labor, overhead and general and administrative costs and expenses incurred as a result of any such cancellation, plus a reasonable profit hereby stipulated to be ten percent (10%) of such costs and expenses within thirty (30) days from the date of Seller's invoice setting forth such costs and expenses. By way of illustration and not limitation, Seller's costs incurred by reason of Buyer's cancellation may include the storage costs for the items to be purchased, and costs associated with relocating the production to an alternate source, as well as the costs of unreimbursed and/or unamortized research and development costs, capital equipment, and other property and supplies of Seller needed to produce and which are unique to the Goods.
- B. In the event of such cancellation and upon receipt of payment as described above, all completed Goods, assemblies in process, components and any tooling, and equipment owned by Buyer and furnished to Seller under this Contract shall be returned to Buyer in accordance with instructions specified by Buyer.
- C. In the event of any cancellation, inventory carrying charges will be assessed at a rate of \$20 per pallet/day on the inventory stored until the relevant inventory is disposed of and paid for by Buyer.
- D. In the event of any reschedule of delivery of Goods by Buyer the Buyer will be responsible for applicable storage fees for partially produced and fully finished goods. Grand Rapids Chair will hold an order at no

TERMS & CONDITIONS

charge for a maximum of 14 calendar days. Any order held more than 14 days after the original ship date will be subject to a charge of \$20 per pallet/day.

14. DISCLOSURE AND USE OF INFORMATION

All non-public, confidential or proprietary information of Seller, including but not limited to specifications, samples, patterns, designs, plans, drawings, documents, data, business operations, customer lists, pricing, discounts or rebates, disclosed by Seller to Buyer, whether disclosed orally or disclosed or accessed in written, electronic or other form or media, and whether or not marked, designated or otherwise identified as "confidential" in connection with the Contract is confidential and proprietary, solely for the use of performing the Contract and may not be disclosed or copied unless authorized in advance by Seller in writing. Upon Seller's request, Buyer shall promptly return all documents and other materials received from Seller. Seller shall be entitled to injunctive relief for any violation of this Section. Any information owned or developed by Seller, including but not limited to, patents, trademarks, copyrights, know-how and proprietary information, and used for the supply of Goods under this Contract shall remain the sole and exclusive property of Seller. Except as authorized in writing by and on terms acceptable to Seller, Buyer shall have no right to disclose any technical information to any third party or to have any third party make any Goods that use the technical information owned by Seller.

15. MATERIAL PRICE INCREASES

Seller's price quotation shall be subject to pricing of raw materials or other commodities used in the manufacture of Goods as described to Buyer. If any such price shall increase by more than five percent (5%) during the term of the Contract, then the quoted price shall be adjusted on the last day of each month thereafter to reflect the full amount of any such price increase.

16. GOVERNING LAW AND FORUM

The formation and performance of the Contract shall be governed by the Uniform Commercial Code, as adopted in the state of Michigan. Any action for breach of the Contract, including any breach of warranty, must be commenced within one (1) year after the cause of action has accrued. This Contract shall not be subject to or governed by the United Nations Convention on Contracts for the International Sale of Goods. Any legal or equitable actions arising out of or relating to this Contract or any other Contract between the parties, shall be brought only in the United States District Court for the Western District of Michigan, or in the district or circuit

courts of Kent County, Michigan. Seller and Buyer agree that such court shall have *in personam* jurisdiction over them.

17. TAXES

Unless the Contract provides otherwise, sales, use, occupation, excise and other taxes upon the production, sale or use of the Goods are not included in the price and such taxes or any costs in connection therewith, wherever levied and whether imposed before or after payment of invoice, shall be paid by Buyer.

18. MINIMUM PURCHASE REQUIREMENTS

Buyer hereby acknowledges and agrees that the prices set forth in this Contract are contingent upon Buyer's agreement to purchase the total quantities set forth in the Buyer's request for quote/proposal. If Buyer fails to purchase at least ninety percent (90%) of the quantities of Goods contained in its request for quote/proposal, Buyer agrees that the pricing on the Goods delivered to Buyer shall be adjusted retroactively to reflect the impact of lower volume on material pricing, labor efficiencies and other cost and expenses of Seller. Buyer hereby agrees to pay Seller such additional sums within thirty (30) days of the date of Seller's invoice for payment.

19. ASSIGNMENT AND DELEGATION

No right or interest in this Contract shall be delegated or assigned by Buyer without the prior written permission of Seller. Any attempt at assignment or delegation shall be void unless made in conformity with this paragraph. Buyer represents and warrants to Seller that any assignee of Buyer's rights under this Contract shall be in a financial condition and otherwise able to perform all of Buyer's obligations here under. No assignment of this Contract shall relieve Buyer of its liability under this Contract.

20. COMPLIANCE WITH LAW

Buyer shall comply with all applicable laws, regulations and ordinances. Buyer shall maintain in effect all the licenses, permissions, authorizations, consents and permits that it needs to carry out its obligations under the Contract.

21. WAIVER

No waiver by Seller of any of the provisions of the Contract is effective unless explicitly set forth in writing and signed by Seller. No failure to exercise, or delay in exercising, any right, remedy, power or privilege arising from the Contract operates, or may be construed, as a waiver thereof. No single or partial exercise of any right, remedy, power or privilege hereunder precludes any other or further exercise thereof or the exercise of any other right, remedy, power or privilege.

22. FORCE MAJEURE

The Seller shall not be liable or responsible to Buyer, nor be deemed to have defaulted or breached the Contract, for any failure or delay in fulfilling or performing any term of the Contract when and to the extent such failure or delay is caused by or results from acts or circumstances beyond the reasonable control of Seller including, without limitation, acts of God, flood, fire, earthquake, explosion, governmental actions, war, invasion or hostilities (whether war is declared or not), terrorist threats or acts, riot, or other civil unrest, national emergency, revolution, insurrection, epidemic, lockouts, strikes or other labor disputes (whether or not relating to either party's workforce), or restraints or delays affecting carriers or inability or delay in obtaining supplies of adequate or suitable materials, materials or telecommunication breakdown or power outage.

23. RELATIONSHIP OF THE PARTIES

The relationship between the parties is that of independent contractors. Nothing contained in the Contract shall be construed as creating any agency, partnership, joint venture or other form of joint enterprise, employment or fiduciary relationship between the parties, and neither party shall have authority to contract for or bind the other party in any manner whatsoever.

24. NO THIRD-PARTY BENEFICIARIES

The Contract is for the sole benefit of the parties hereto and their respective successors and permitted assigns and nothing herein, express or implied, is intended to or shall confer upon any other person or entity any legal or equitable right, benefit or remedy of any nature whatsoever under or by reason of these Terms.

25. SEVERABILITY

If any term or provision of the Contract is invalid, illegal or unenforceable in any jurisdiction, such invalidity, illegality or unenforceability shall not affect any other term or provision of the Contract or invalidate or render unenforceable such term or provision in any other jurisdiction.

26. SURVIVAL

Provisions of these terms which by their nature should apply beyond their terms will remain in force after any termination or expiration of the Contract.

GRAND RAPIDS CHAIR COMPANY LIMITED WARRANTY

I. DEFINITIONS

Defect: A product defect means an inadequacy in the materials or finish of the product that either existed at the time the product was received or causes a failure of the product to perform under ordinary use.

Workmanship: Workmanship is the degree of skill with which a product is made or a job done. Workmanship includes quality of paint or stain finish, top coat application, upholstery, and quality of weld joints.

Structural Integrity: : The structural integrity is the ability of the product to safely function when in use as it was originally intended.

Wrong Product: If we make an order entry or production error and send you the wrong product, we will replace with the correct item.

II. LIMITED WARRANTIES

Subject to the limitations and conditions set forth below, Grand Rapids Chair Company (Seller) provides the following limited warranties for its products:

INDOOR SEATING

- Steel Seating: 1 year free from finish defects and workmanship failures; 10 years structural integrity in the frame.
- Aluminum Seating: 1 year free from finish defects and workmanship failures; 10 years structural integrity in the frame.
- Wood Seating: 1 year free from finish defects and workmanship failures; 5 years structural integrity in the frame.

INDOOR TABLE BASES

- Steel Table Bases: 1 year free from finish defects and workmanship failures, 10 years structural warranty.
- Cast Iron Table Bases: 1 year free from finish defects and workmanship failures, 10 years structural warranty.
- Wood Table Bases: 1 year free from finish defects and workmanship failures, 10 years structural warranty.

INDOOR TABLE TOPS

- Solid Wood: 1 year free from finish defects and workmanship failures; 10 years structural integrity in the frame.
- Laminate: Subject to the warranty of the laminate supplier, if any, and to the extent assignable.
- Solid Surface: Subject to the warranty of the solid surface supplier, if any, and to the extent assignable.

OUTDOOR TABLE TOPS

- Metal: 1 year free from finish defects and workmanship failures; 3 years structural integrity in the frame.
- Steel may develop small rust spots over time in places where damage has occurred - such as chipping, scratches, or abrasions. Warranty does not cover those parts of the product which are exposed to abrasion during use.
- For aggressive environments with salt or chlorine exposure, regular cleaning every 3 months is recommended.

OUTDOOR TABLE BASES

- 1 year free from finish defects and workmanship failures; 3 years structural integrity in the frame.
- Steel may develop small rust spots over time in places where damage has occurred - such as chipping, scratches, or abrasions. Warranty does not cover those parts of the product which are exposed to abrasion during use.
- For aggressive environments with salt or chlorine exposure, regular cleaning every 3 months is recommended.

OUTDOOR SEATING

- 1 year free from finish defects and workmanship failures; 3 years structural integrity in the frame.
- Steel may develop small rust spots over time in places where damage has occurred - such as chipping, scratches, or abrasions. Warranty does not cover those parts of the product which are exposed to abrasion during use.
- For aggressive environments with salt or chlorine exposure, regular cleaning every 3 months is recommended.

UPHOLSTERY

- Customer's Own Material & Leather and Seller's Graded-in fabrics are subject to the warranty of the supplier, if any, and to the extent assignable.

COMPONENT PARTS & FITTINGS

- The following component parts not manufactured by Seller are covered under a 1 year warranty within normal use scenarios: screws, glides, casters, foot rests, plastic brackets, table hooks, Velcro, grommets, wire management, washers, stacking bumpers, purse shelf, foot rings, table-flip mechanisms, table-fold mechanisms, and table connectors.
- All other component parts not manufactured or supplied by Seller come without warranty.
- By way of example and not in limitation of the foregoing, electrical components are not covered under the Seller's warranty and are subject to the warranty of the electrical components supplier, if any and to the extent assignable.

SPECIALS/CUSTOM PRODUCTS

- If the goods are made according to the Buyer's specifications, Seller does not warrant adequacy of such specifications or that the goods will perform in accordance with such specifications.

III. PROVISIONS APPLICABLE TO ALL SELLER PRODUCTS AND SERVICES

WHAT IS NOT COVERED BY WARRANTY

- I. No warranty is made as to the selection, aesthetics, colorfastness, wear, or aging capability of fabrics, fabric treatments, finishes, or filling materials, including, but not limited to fillers such as foam/poly, cotton, and cardboard. Rusting of cast iron is not covered by warranty.
- II. Wood has a unique and naturally occurring pattern that can vary greatly. Due to the complex structure of wood, small knots, piths, pores, rings, etc. may appear and add decorative appeal. Variation in finish color due to organic variation in wood is not covered and is expected to occur.
- III. Flipping a chair on the top of a table will cause damage to the structural integrity and finish of both products and will accelerate the wear and tear of the table top finish and seat finish. Damage caused by flipping chairs on tables is not covered under the warranty.
- IV. "Stacking" items are susceptible to more wear and tear due to constant stacking; the warranty does not cover seat finish wear due to stacking or scratches/chips in powder coat finish where the legs meet during the stacking process.
- V. Solid wood and laminate table tops must be stored and used in indoor environments with relative humidity in the range of 35% to 50%. Exposure to relative humidity outside this range will cause the product to warp, check, or crack, resulting in loss of warranty coverage.
- VI. Charges for shipping, handling, installation, or disposal of defective units and/or replacement units unless approved in writing by Seller.
- VII. These warranties will not extend to ordinary wear and tear or goods subjected to misuse, abuse, neglect, damage, improper transportation, improper storage, improper cleaning, accident or improper installation or maintenance or which have been altered or repaired by anyone other than Seller or its authorized representative.

GRAND RAPIDS CHAIR COMPANY LIMITED WARRANTY

WHO BENEFITS FROM WARRANTY?

- I. If you purchase a product directly from the Seller or an authorized dealer (i.e. submit a purchase order, receive an acknowledgment for that order and pay the Seller for the goods received according to the terms of the invoice) for your own use, then you are the Buyer, and you will receive benefits of any applicable warranty described in this document. Only original buyers benefit from this warranty; the warranty is non-transferable.

ADDITIONAL INFORMATION

- I. Any warranty will begin on the date of shipment to the Buyer, subject to the conditions and limitations noted in this document.
- II. At the Buyer's request the Seller will attempt to match color during any repair or replacement, as long as a sample "product to match" has been shipped to the Seller at the expense of the Buyer. For various technical reasons related to color degradation in UV light and variations arising from the differences in lighting standards at different locations, the Seller does not guarantee that finishes will match.
- III. In the event a Buyer would like to match a previous order to a new order, the Buyer must send a physical sample to their Account Manager. Due to continual engineering improvements and modifications, we cannot guarantee each good will be an exact match to their previous order. Seller reserves the right to make changes in design and construction or discontinue products without prior notification.
- IV. In the event that a product or component is no longer available for any reasons or we have discontinued a particular material, part, or product, then the Seller will have no liability due to the inability to replace any unavailable part. The Seller's sole responsibility will be to offer an alternative part of reasonably similar performance or in its sole discretion refund the purchase price.
- V. Repairs and replacements do not extend any product warranty. In the event of any authorized repairs, the warranty term remains the order original day of shipment.
- VI. Due to the use of natural materials (wood, steel) and craftsmanship in our products, normal variations may occur from piece to piece. This warranty does not cover such differences, nor are variations from printed or digital images covered.

CLAIMS SUBMISSIONS

To file a warranty claim, email your account manager or customercare@grandrapidschair.com with the following information:

- Sales Order #
- Number of affected units
- Description of product failure
- Picture of damage
- Contact information
- Date damage was discovered

GRAND RAPIDS CHAIR COMPANY LIMITED WARRANTY

LIMITATIONS AND DISCLAIMERS

SELLER MAKES NO OTHER WARRANTIES OR REPRESENTATIONS, EXPRESS OR IMPLIED, BY OPERATION OF LAW OR OTHERWISE, INCLUDING WITHOUT LIMITATION ANY IMPLIED WARRANTY OF MERCHANTABILITY OR FITNESS FOR A PARTICULAR PURPOSE, ALL OF WHICH ARE HEREBY SPECIFICALLY DISCLAIMED. In particular, but without limiting the generality of the foregoing exclusion, (i) if the goods are made according to buyer's specifications, Seller does not warrant adequacy of such specifications or that the goods will perform in accordance with such specifications, (ii) if any goods furnished hereunder are made by any supplier other than Seller, Seller does not provide any warranty with respect to such goods, (iii) Seller does not warrant that the goods are in compliance with laws of any country, and (iv) if the goods are modules or assemblies, Seller does not warrant design, design performance, durability or system integration of the modules, assemblies or any components thereof. Limited warranty based on 12 hours, 360 day use. Seller's sole obligation under the foregoing warranties will be limited to either, at Seller's option, replacing or repairing defective goods or refunding the purchase price paid for such goods previously paid by Buyer, and Buyer's exclusive remedy for breach of any of such warranties will be enforcement of such obligation of Seller. These warranties will not extend to ordinary wear and tear or goods subjected to misuse, abuse, neglect, damage, improper transportation, improper storage, improper cleaning, accident or improper installation or maintenance or which have been altered or repaired by anyone other than Seller or its authorized representative. Seller shall not be liable on any claim for defective goods, which is not made within thirty (30) days after discovery of defect. The warranty is valid from the date of shipment to the original buyer and is non-transferable. Repair or replacement of goods will not extend the time of the original warranty. Misuse of goods includes without limitation (i) outdoor use of any goods intended for indoor use; and (ii) use of products in unsuitable environments or conditions. Where a product model is covered by a specific warranty for such model, the specific warranty shall govern and any more general warranty which might otherwise apply to the product type shall not apply. For all warranties, notwithstanding anything else in this warranty to the contrary: depending on the product's specific warranty, after the third or seventh anniversary of the date of shipment of the goods, Seller's sole obligation under the foregoing warranties will be limited to either, at Seller's option, replacing or repairing defective goods with Buyer responsible for the percentage of Seller's expense for such repair or replacement set forth below, or refunding the percentage set forth below of the purchase price paid for such goods previously paid by Buyer, and Buyer's exclusive remedy for breach of any of such warranties will be enforcement of such obligation of Seller.

Time frame	Percentage of purchase price credited to Buyer	
	5 Year Warranty Product	10 Year Warranty Product
On or after 3rd anniversary but prior to 4th anniversary	50%	100%
On or after 4th anniversary but prior to 5th anniversary	25%	100%
On or after 7th anniversary but prior to 8th anniversary	-	75%
On or after 8th anniversary but prior to 9th anniversary	-	50%
On or after 9th anniversary but prior to 10th anniversary	-	25%

GRAND RAPIDS CHAIR COMPANY LIMITED WARRANTY

REMEDIES AND LIMITATION OF LIABILITY

In the event Buyer claims Seller has breached any of its obligations under the contract, whether of warranty or otherwise, Seller may request the return of the goods and tender to Buyer the purchase price previously paid by Buyer, and in such event, Seller shall have no further obligation under the contract except to refund such purchase price upon redelivery of the goods. No goods may be returned without Seller's written request. If Seller requests the return of the goods, the goods will be returned by Buyer unless otherwise authorized in writing by Seller. Seller reserves the right to inspect any claimed defect, repair defective goods or install replacement parts, and perform any adjustment incident to satisfactory operation of the goods. In the event Buyer claims Seller has breached any of its obligations under the contract, whether of warranty or otherwise, and Seller has not delivered any goods to Buyer, Seller may tender to Buyer the purchase price previously paid by Buyer, and, in such event, Seller shall have no further obligation under the contract except to refund such purchase price previously paid by Buyer. The remedies contained in this and the preceding paragraph shall constitute the sole recourse of Buyer against Seller for breach of any of Seller's obligations under the contract, whether of warranty or otherwise. In no event shall Seller be liable for loss of time, inconvenience, commercial loss, incidental, consequential or special damages, including without limitation, lost revenues, profits or recall expenses, nor shall Seller's liability on any claim for damages arising out of or connected with the contract or the manufacture, sale, delivery or use of the goods exceed the purchase price of the goods previously paid by Buyer to Seller. Any warranty rights which Seller may have relating to any goods provided by other suppliers will be assigned to Buyer upon request. Seller shall not be liable for failure to perform its obligations under the contract resulting directly or indirectly from circumstances beyond Seller's reasonable control.

Effective Date: October 14, 2022

GRAPIDS 29983-1 528311v4

Model	Description	Page
105	Ladder Back Chair	68
105BS	Ladder Back Barstool	68
130-11	Sherman Chair	99
130BS-11	Sherman Barstool	99
130CH-11	Sherman Counter Stool	99
1400	Ava Chair Height Stool	42
1400BS-FR	Ava Bar Height Barstool	42
1400CH-FR	Ava Counter Height Stool	42
1401	Ava Chair Height Stool	42
1401BS-FR	Ava Bar Height Barstool	42
1401CH	Ava Counter Height Stool	42
1402	Ava Chair Height Stool	42
1402BS-FR	Ava Bar Height Barstool	42
1402CH-FR	Ava Counter Height Stool	42
1500	Mia Chair Height Barstool	80
1500BS-FR	Mia Bar Height Barstool	80
1500CH-FR	Mia Counter Height Barstool	80
1501	Mia Chair Height Barstool	80
1501BS-FR	Mia Bar Height Barstool	80
1501CH-FR	Mia Counter Height Barstool	80
1502	Mia Chair Height Barstool	80
1502BS-FR	Mia Bar Height Barstool	80
1502CH-FR	Mia Counter Height Barstool	80
190-33	Rita Lounge	89
191-33	Rita Lounge with HDPE arm caps	89
192-00	Rita lounge 10" Side Table Attachment	89
193-33	Rita Lounge with 10" HDPE side table attachment	89
196-33	Rita Loveseat	89
197-33	Rita LOVESEAT WITH HDPE ARM CAPS	89
225-10	Sally Core-Drilled Chair Height Stool	96
225BS-10	Sally Core-Drilled Barstool	96
225CH-10	Sally Core-Drilled Counter Height Stool	96
226-10	Sally Bolt Down Chair Height Stool	95
2261BS-10	Sally Bolt Down Barstool	95
2261CH-10	Sally Bolt Down Counter Height Stool	95
227-10	Sally Freestanding Chair Height Stool	97
2271BS-10	Sally Freestanding Barstool	97
2271CH-30	Sally Freestanding Counter Height Stool	97
250-11	Brady Chair	46
250BS-11	Brady Barstool	46
250CH-11	Brady Counter Stool	46
270	Harper Chair — X-Base	59
270BS	Harper Bar Height Stool — X-Base	60
270CH	Harper Counter Height Stool — X-Base	59
271	Harper Chair — 4-Leg	60
271BS	Harper Bar Height Stool — 4-Leg	61
271CH	Harper Counter Height Stool — 4-Leg	61
272	Harper Chair — Stacker	62
273	Harper Lounge Chair	62
280	Reece Chair	86
280BS	Reece Bar Height Stool	87
280CH	Reece Counter Height Stool	86
3001	Atlantis Chair Fixed Seating — Counter Height	105
3001	Siren Chair Fixed Seating — Counter Height	109
3002	Atlantis Chair Fixed Seating — Bar Height	106
3002	Siren Chair Fixed Seating — Bar Height	110
3003	Atlantis Chair Fixed Seating — Counter Height	105
3003	Siren Chair Fixed Seating — Counter Height	109
3004	Atlantis Chair Fixed Seating — Bar Height	106

SEATING INDEX

Model	Description	Page
330	Hurdle Stool	.66
330BS	Hurdle Barstool	.66
330CH	Hurdle Counter Stool	.66
331	Half Hurdle Chair	.66
331BS	Half Hurdle Barstool	.66
331CH	Half Hurdle Counter Stool	.66
332-10	Full Hurdle Chair	.56
332BS-10	Full Hurdle Barstool	.56
332CH-10	Full Hurdle Counter Stool	.56
360BS-10	Sir Burly Barstool	.101
360CH-10	Sir Burly Counter Stool	.101
385-33	Alfred Chair	.40
385BS-33	Alfred Barstool	.40
385CH-33	Alfred Counter Stool	.40
4001	Atlantis Chair Fixed Seating — Counter Height	.105
4001	Siren Chair Fixed Seating — Counter Height	.109
4002	Atlantis Chair Fixed Seating — Bar Height	.106
4002	Siren Chair Fixed Seating — Bar Height	.110
4003	Atlantis Chair Fixed Seating — Counter Height	.105
4003	Siren Chair Fixed Seating — Bar Height	.110
4003	Siren Chair Fixed Seating — Counter Height	.109
4004	Atlantis Chair Fixed Seating — Bar Height	.106
4004	Siren Chair Fixed Seating — Bar Height	.110
501	Melissa Anne Chair	.76
501BS	Melissa Anne Barstool	.76
501CS-3000	Melissa Anne Chair Chair Height Fixed Seating	.76
501CS-3001	Melissa Anne Chair Counter Height Fixed Seating	.76
501CS-3002	Melissa Anne Chair Bar Height Fixed Seating	.76
501CS-4000	Melissa Anne Chair Chair Height Fixed Seating	.76
501CS-4001	Melissa Anne Chair Counter Height Fixed Seating	.76
501CS-4002	Melissa Anne Chair Bar Height Fixed Seating	.76
504	Melissa Anne Chair	.78
504BS	Melissa Anne Barstool	.78
571	Mama Melissa Chair	.72
571BS	Mama Melissa Barstool	.72
574	Mama Melissa Chair	.74
574BS	Mama Melissa Barstool	.74
6105BS	Ladder Back Swivel Barstool	.68
6250BS-10	Brady Backless Barstool	.46
6250CH-10	Brady Backless Counter Stool	.46
6501BS	Melissa Anne Swivel Barstool	.76
6504BS	Melissa Anne Swivel Barstool	.78
725	Leo Chair	.70
728-33	Ferdinand Chair	.54
728BS-11	Ferdinand Barstool	.54
728CH-11	Ferdinand Counter Stool	.54
750	Atlantis Chair	.104
750BS	Atlantis Barstool	.104
750CS-3000	Atlantis Chair Fixed Seating — Chair Height	.105
750CS-4000	Atlantis Chair Fixed Seating — Chair Height	.105
827-11	Sadie II Chair	.91
827BS-11	Sadie II Barstool	.91
827CH-11	Sadie II Counter Stool	.91
828-66	Sadie II Outdoor Chair	.93
828BS-66	Sadie II Outdoor Barstool	.93
828CH-66	Sadie II Outdoor Counter Stool	.93
840BS	Opla Barstool	.82
840CH	Opla Counter Height Barstool	.82
841	Removable Opla Seat Pad	.83

Model	Description	Page
842	Anti-Theft Opla Seat Pad	83
843	Opla Chair	82
843A	Opla Armchair	82
845-66	Hula Chair	64
845BS-66	Hula Barstool	64
845CH-66	Hula Counter Stool	64
850	Siren Chair	108
850BS	Siren Barstool	108
850CS-3000	Siren Chair Fixed Seating — Chair Height	109
850CS-4000	Siren Chair Fixed Seating — Chair Height	109
990	Felix Wood Chair	49
990BS	Felix Wood Barstool	49
991	Felix Laminate Chair	49
991BS	Felix Laminate Barstool	49
992	Felix Jr. Chair	52
992BS	Felix Jr. Barstool	52
993	Felix Jr. Chair	52
993BS	Felix Jr. Barstool	52
B014-UPH	No. 14 Chair	17
B014-VEN	No. 14 Chair	17
B018BS-UPH	No. 18 Barstool	18
B018BS-VEN	No. 18 Barstool	17
B018-UPH	No. 18 Chair	17
B018-VEN	No. 18 Chair	17
B030A-UPH	No. 30 Armchair	18
B030A-VEN	No. 30 Armchair	18
B033A-UPH-BK	No. 33 Armchair	18
B073BS-UPH	No. 73 Barstool	19
B073BS-VEN	No. 73 Barstool	18
B150BS-UPH	No. 150 Barstool	19
B150BS-VEN	No. 150 Barstool	19
B150-UPH	No. 150 Chair	19
B150-VEN	No. 150 Chair	19
B763-UPH	No. 763 Chair	19
BWB-16-41-RTR-18	Bowen Outdoor Bench	44
DYL-B	Dylan 22" Bench	24
DYL-B	Dylan 48" Bench	24
DYL-B	Dylan 54" Bench	24
DYL-B	Dylan 66" Bench	25
DYL-B	Dylan 78" Bench	25
DYL-B	Dylan 90" Bench	25
W2625	Andy Lounge	15
W2625A	Andy Lounge With Arms	15
W400AC	Merano Armchair	31
W400BS	Merano Barstool — 30" Barstool	31
W400CH	Merano Barstool — 24" Counter Height	31
W400SC	Merano Chair	31
W437	Leaf Chair	29
W439BS	Leaf Barstool	29
W439CH	Leaf Counter Stool	29
W504	Wood Melissa Chair	35
W504-V12	Wood Melissa Chair	35
W504-V15	Wood Melissa Chair	35
W504-V16	Wood Melissa Chair	35
W504-V21	Wood Melissa Chair	35
W504-V22	Wood Melissa Chair	35
W504-V25	Wood Melissa Chair	35
W504-V26	Wood Melissa Chair	35
W504A	Wood Melissa Armchair	36

SEATING INDEX

Model	Description	Page
W504A-V12	Wood Melissa Armchair	36
W504A-V15	Wood Melissa Armchair	36
W504A-V16	Wood Melissa Armchair	36
W504A-V21	Wood Melissa Armchair	36
W504A-V22	Wood Melissa Armchair	36
W504A-V25	Wood Melissa Armchair	36
W504A-V26	Wood Melissa Armchair	36
W504BS	Wood Melissa Barstool	37
W504BS-V12	Wood Melissa Barstool	37
W504BS-V15	Wood Melissa Barstool	37
W504BS-V16	Wood Melissa Barstool	37
W504BS-V21	Wood Melissa Barstool	37
W504BS-V22	Wood Melissa Barstool	37
W504BS-V25	Wood Melissa Barstool	37
W504BS-V26	Wood Melissa Barstool	37
W515	Hugh Chair	27
W520-11	Brooke Chair	21
W520BS-11	Brooke Barstool	22
W520CH-11	Brooke Counter Height Stool	21
W530	Wood Chair	33
W530BS	Wood Barstool	33
W530CH	Wood Counter Stool	33
WN504	Wood Melissa Nesting Chair	35

Model	Description	Page
3100	30" High, Core Drilled Table Base	163
3101	36" High, Core Drilled Table Base	163
3102	42" High, Core Drilled Table Base	163
3103	36" High, Core Drilled Table Base With Foot Ring	163
3104	42" High, Core Drilled Table Base With Foot Ring	163
4100	30" High, Bolt-Down Table Base	164
4101	36" High, Bolt-Down Table Base	164
4102	42" High, Bolt-Down Table Base	164
4103	36" High, Bolt-Down Table Base With Foot Ring	164
4104	42" High, Bolt-Down Table Base With Foot Ring	164
7000	24"-36" Cantilever Table Mount	169
7005	36"-54" Cantilever Table Mount	169
7010	14"-20" Cantilever Table Mount	169
ADR-30-60-RT-30	30" High, Solid Wood Andrea Communal Table	172
ADR-30-60-RT-36	36" High, Solid Wood Andrea Communal Table	172
ADR-30-60-RT-42	42" High, Solid Wood Andrea Communal Table	172
ADR-30-72-RT-30	30" High, Solid Wood Andrea Communal Table	172
ADR-30-72-RT-36	36" High, Solid Wood Andrea Communal Table	172
ADR-30-72-RT-42	42" High, Solid Wood Andrea Communal Table	172
ADR-30-84-RT-30	30" High, Solid Wood Andrea Communal Table	172
ADR-30-84-RT-36	36" High, Solid Wood Andrea Communal Table	172
ADR-30-84-RT-42	42" High, Solid Wood Andrea Communal Table	172
ADR-30-94-RT-30	30" High, Solid Wood Andrea Communal Table	172
ADR-30-94-RT-36	36" High, Solid Wood Andrea Communal Table	172
ADR-30-94-RT-42	42" High, Solid Wood Andrea Communal Table	172
ADR-36-60-RT-30	30" High, Solid Wood Andrea Communal Table	172
ADR-36-60-RT-36	36" High, Solid Wood Andrea Communal Table	172
ADR-36-60-RT-42	42" High, Solid Wood Andrea Communal Table	172
ADR-36-72-RT-30	30" High, Solid Wood Andrea Communal Table	172
ADR-36-72-RT-36	36" High, Solid Wood Andrea Communal Table	172
ADR-36-72-RT-42	42" High, Solid Wood Andrea Communal Table	172
ADR-36-84-RT-30	30" High, Solid Wood Andrea Communal Table	172
ADR-36-84-RT-36	36" High, Solid Wood Andrea Communal Table	172
ADR-36-84-RT-42	42" High, Solid Wood Andrea Communal Table	172
ADR-36-94-RT-30	30" High, Solid Wood Andrea Communal Table	172
ADR-36-94-RT-36	36" High, Solid Wood Andrea Communal Table	172
ADR-36-94-RT-42	42" High, Solid Wood Andrea Communal Table	172
AND-36-36-SQ-30	30" High, Andy Square Communal Table	174
AND-36-60-RT-30	30" High, Andy Rectangular Communal Table	174
AND-36-60-RT-36	36" High, Andy Rectangular Communal Table	174
AND-36-60-RT-42	42" High, Andy Rectangular Communal Table	174
AND-36-72-RT-30	30" High, Andy Rectangular Communal Table	174
AND-36-72-RT-36	36" High, Andy Rectangular Communal Table	174
AND-36-72-RT-42	42" High, Andy Rectangular Communal Table	174
AND-36-84-RT-30	30" High, Andy Rectangular Communal Table	174
AND-36-84-RT-36	36" High, Andy Rectangular Communal Table	174
AND-36-84-RT-42	42" High, Andy Rectangular Communal Table	174
AND-36-96-RT-30	30" High, Andy Rectangular Communal Table	174
AND-36-96-RT-36	36" High, Andy Rectangular Communal Table	174
AND-36-96-RT-42	42" High, Andy Rectangular Communal Table	174
AND-42-42-SQ-30	30" High, Andy Square Communal Table	174
AND-42-60-RT-30	30" High, Andy Rectangular Communal Table	174
AND-42-60-RT-36	36" High, Andy Rectangular Communal Table	174
AND-42-60-RT-42	42" High, Andy Rectangular Communal Table	174
AND-42-72-RT-30	30" High, Andy Rectangular Communal Table	174
AND-42-72-RT-36	36" High, Andy Rectangular Communal Table	174
AND-42-72-RT-42	42" High, Andy Rectangular Communal Table	174
AND-42-84-RT-30	30" High, Andy Rectangular Communal Table	174
AND-42-84-RT-36	36" High, Andy Rectangular Communal Table	174

TABLES INDEX

Model	Description	Page
AND-42-84-RT-42	42" High, Andy Rectangular Communal Table	174
AND-42-96-RT-30	30" High, Andy Rectangular Communal Table	174
AND-42-96-RT-36	36" High, Andy Rectangular Communal Table	174
AND-42-96-RT-42	42" High, Andy Rectangular Communal Table	174
AND-48-48-SQ-30	30" High, Andy Square Communal Table	174
AND-54-54-SQ-30	30" High, Andy Square Communal Table	174
BRC-24-48-RT-30	30" High, Solid Wood Brady Communal Table	178
BRC-24-60-RT-30	30" High, Solid Wood Brady Communal Table	178
BRC-24-72-RT-30	30" High, Solid Wood Brady Communal Table	178
BRC-24-84-RT-30	30" High, Solid Wood Brady Communal Table	178
BRC-24-94-RT-30	30" High, Solid Wood Brady Communal Table	178
BRC-30-60-RT-30	30" High, Solid Wood Brady Communal Table	178
BRC-30-60-RT-36	36" High, Solid Wood Brady Communal Table	178
BRC-30-60-RT-42	42" High, Solid Wood Brady Communal Table	178
BRC-30-72-RT-30	30" High, Solid Wood Brady Communal Table	178
BRC-30-72-RT-36	36" High, Solid Wood Brady Communal Table	178
BRC-30-72-RT-42	42" High, Solid Wood Brady Communal Table	178
BRC-30-84-RT-30	30" High, Solid Wood Brady Communal Table	178
BRC-30-84-RT-36	36" High, Solid Wood Brady Communal Table	178
BRC-30-84-RT-42	42" High, Solid Wood Brady Communal Table	178
BRC-30-94-RT-30	30" High, Solid Wood Brady Communal Table	178
BRC-30-94-RT-36	36" High, Solid Wood Brady Communal Table	178
BRC-30-94-RT-42	42" High, Solid Wood Brady Communal Table	178
BRC-36-60-RT-30	30" High, Solid Wood Brady Communal Table	178
BRC-36-60-RT-36	36" High, Solid Wood Brady Communal Table	178
BRC-36-60-RT-42	42" High, Solid Wood Brady Communal Table	178
BRC-36-72-RT-30	30" High, Solid Wood Brady Communal Table	178
BRC-36-72-RT-36	36" High, Solid Wood Brady Communal Table	178
BRC-36-72-RT-42	42" High, Solid Wood Brady Communal Table	178
BRC-36-84-RT-30	30" High, Solid Wood Brady Communal Table	178
BRC-36-84-RT-36	36" High, Solid Wood Brady Communal Table	178
BRC-36-84-RT-42	42" High, Solid Wood Brady Communal Table	178
BRC-36-94-RT-30	30" High, Solid Wood Brady Communal Table	178
BRC-36-94-RT-36	36" High, Solid Wood Brady Communal Table	178
BRC-36-94-RT-42	42" High, Solid Wood Brady Communal Table	178
BRP-24-24-SQ-30	30" High, Square Brady Table	135
BRP-24-24-SQ-36	36" High, Square Brady Table	135
BRP-24-24-SQ-42	42" High, Square Brady Table	135
BRP-24-30-RT-30	30" High, Rectangular Brady Table	136
BRP-24-36-RT-30	30" High, Rectangular Brady Table	136
BRP-30-30-RD-30	30" High, Round Brady Table	134
BRP-30-30-RD-36	36" High, Round Brady Table	134
BRP-30-30-RD-42	42" High, Round Brady Table	134
BRP-30-30-SQ-30	30" High, Square Brady Table	135
BRP-30-30-SQ-36	36" High, Square Brady Table	135
BRP-30-30-SQ-42	42" High, Square Brady Table	135
BRP-30-36-RT-30	30" High, Rectangular Brady Table	136
BRP-36-36-RD-30	30" High, Round Brady Table	134
BRP-36-36-RD-36	36" High, Round Brady Table	134
BRP-36-36-RD-42	42" High, Round Brady Table	134
BRP-36-36-SQ-30	30" High, Square Brady Table	135
BRP-36-36-SQ-36	36" High, Square Brady Table	135
BRP-36-36-SQ-42	42" High, Square Brady Table	135
BWC-36-59-RT-30	30" High, Bowen Communal Table	176
BWC-36-59-RT-36	36" High, Bowen Communal Table	176
BWC-36-59-RT-42	42" High, Bowen Communal Table	176
BWC-36-71-RT-30	30" High, Bowen Communal Table	176
BWC-36-71-RT-36	36" High, Bowen Communal Table	176
BWC-36-71-RT-42	42" High, Bowen Communal Table	176

Model	Description	Page
BWC-36-82-RT-30	30" High, Bowen Communal Table	176
BWC-36-82-RT-36	36" High, Bowen Communal Table	176
BWC-36-82-RT-42	42" High, Bowen Communal Table	176
BWP-24-24-SQ-30	30" High, Bowen Table with round column	132
BWP-24-24-SQ-36	36" High, Bowen Table with round column	132
BWP-24-24-SQ-42	42" High, Bowen Table with round column	132
BWP-24-29-RT-30	30" High, Bowen Table with round column	132
BWP-24-29-RT-36	36" High, Bowen Table with round column	132
BWP-24-29-RT-42	42" High, Bowen Table with round column	132
BWP-24-35-RT-30	30" High, Bowen Table with round column	132
BWP-24-35-RT-36	30" High, Bowen Table with round column	132
BWP-24-35-RT-42	42" High, Bowen Table with round column	132
BWP-30-29-SQ-30	30" High, Bowen Table with round column	132
BWP-30-29-SQ-36	30" High, Bowen Table with round column	132
BWP-30-29-SQ-42	42" High, Bowen Table with round column	132
BWP-30-35-RT-30	30" High, Bowen Table with round column	132
BWP-30-35-RT-36	30" High, Bowen Table with round column	132
BWP-30-35-RT-42	42" High, Bowen Table with round column	132
BWP-36-35-SQ-30	30" High, Bowen Table with round column	132
BWP-36-35-SQ-36	30" High, Bowen Table with round column	132
BWP-36-35-SQ-42	42" High, Bowen Table with round column	132
CA-24-24-RD-30	30" High, Round Cassandra Table	138
CA-24-24-RD-36	36" High, Round Cassandra Table	138
CA-24-24-RD-36-FR	36" High, Round Cassandra Table With Foot Ring	138
CA-24-24-RD-42	42" High, Round Cassandra Table	138
CA-24-24-RD-42-FR	42" High, Round Cassandra Table With Foot Ring	139
CA-24-24-SQ-30	30" High, Square Cassandra Table	140
CA-24-24-SQ-36	36" High, Square Cassandra Table	140
CA-24-24-SQ-36-FR	36" High, Square Cassandra Table With Foot Ring	140
CA-24-24-SQ-42	42" High, Square Cassandra Table	140
CA-24-24-SQ-42-FR	42" High, Square Cassandra Table With Foot Ring	140
CA-24-30-RT-30	30" High, Rectangular Cassandra Table	141
CA-24-30-RT-36	36" High, Rectangular Cassandra Table	141
CA-24-30-RT-36-FR	36" High, Rectangular Cassandra Table With Foot Ring	141
CA-24-30-RT-42	42" High, Rectangular Cassandra Table	141
CA-24-30-RT-42-FR	42" High, Rectangular Cassandra Table With Foot Ring	141
CA-24-36-RT-30	30" High, Rectangular Cassandra Table	141
CA-24-36-RT-36	36" High, Rectangular Cassandra Table	141
CA-24-36-RT-36-FR	36" High, Rectangular Cassandra Table With Foot Ring	141
CA-24-36-RT-42	42" High, Rectangular Cassandra Table	141
CA-24-36-RT-42-FR	42" High, Rectangular Cassandra Table With Foot Ring	141
CA-24-42-RT-30	30" High, Rectangular Cassandra Table	141
CA-24-42-RT-36	36" High, Rectangular Cassandra Table	141
CA-24-42-RT-36-FR	36" High, Rectangular Cassandra Table With Foot Ring	141
CA-24-42-RT-42	42" High, Rectangular Cassandra Table	141
CA-24-42-RT-42-FR	42" High, Rectangular Cassandra Table With Foot Ring	141
CA-24-48-RT-30	30" High, Rectangular Cassandra Table With Four Columns	142
CA-24-48-RT-36	36" High, Rectangular Cassandra Table With Four Columns	142
CA-24-48-RT-42	42" High, Rectangular Cassandra Table With Four Columns	142
CA-24-60-RT-30	30" High, Rectangular Cassandra Table With T-Legs	142
CA-24-72-RT-30	30" High, Rectangular Cassandra Table With T-Legs	142
CA-30-30-RD-30	30" High, Round Cassandra Table	138
CA-30-30-RD-36	36" High, Round Cassandra Table	138
CA-30-30-RD-36-FR	36" High, Round Cassandra Table With Foot Ring	138
CA-30-30-RD-42	42" High, Round Cassandra Table	138
CA-30-30-RD-42-FR	42" High, Round Cassandra Table With Foot Ring	139
CA-30-30-SQ-30	30" High, Square Cassandra Table	140
CA-30-30-SQ-36	36" High, Square Cassandra Table	140
CA-30-30-SQ-36-FR	36" High, Square Cassandra Table With Foot Ring	140

TABLES INDEX

Model	Description	Page
CA-30-30-SQ-42	42" High, Square Cassandra Table	140
CA-30-30-SQ-42-FR	42" High, Square Cassandra Table With Foot Ring	140
CA-30-48-RT-30	30" High, Rectangular Cassandra Table With T-Legs	142
CA-30-60-RT-30	30" High, Rectangular Cassandra Table With T-Legs	142
CA-30-72-RT-30	30" High, Rectangular Cassandra Table With T-Legs	142
CA-36-36-RD-30	30" High, Round Cassandra Table	138
CA-36-36-RD-36	36" High, Round Cassandra Table	138
CA-36-36-RD-36-FR	36" High, Round Cassandra Table With Foot Ring	138
CA-36-36-RD-42	42" High, Round Cassandra Table	138
CA-36-36-SQ-30	30" High, Square Cassandra Table	140
CA-36-36-SQ-36	36" High, Square Cassandra Table	140
CA-36-36-SQ-36-FR	36" High, Square Cassandra Table With Foot Ring	140
CA-36-36-SQ-42	42" High, Square Cassandra Table	140
CA-36-36-SQ-42-FR	42" High, Square Cassandra Table With Foot Ring	140
CA-36-42-RT-30	30" High, Rectangular Cassandra Table With Four Columns	142
CA-36-42-RT-36	36" High, Rectangular Cassandra Table With Four Columns	142
CA-36-42-RT-42	42" High, Rectangular Cassandra Table With Four Columns	142
CA-36-48-RT-30	30" High, Rectangular Cassandra Table With Four Columns	142
CA-36-60-RT-30	30" High, Rectangular Cassandra Table With Double T-Legs	142
CA-36-72-RT-30	30" High, Rectangular Cassandra Table With Double T-Legs	142
CA-42-42-RD-30	30" High, Round Cassandra Table With Four Columns	139
CA-42-42-RD-36	36" High, Round Cassandra Table With Four Columns	139
CA-42-42-RD-42	42" High, Round Cassandra Table With Four Columns	139
CA-42-42-RD-42-FR	42" High, Round Cassandra Table With Foot Ring	139
CA-42-42-SQ-30	30" High, Square Cassandra Table With Four Columns	140
CA-42-48-RT-30	30" High, Rectangular Cassandra Table With Four Columns	142
CA-42-60-RT-30	30" High, Rectangular Cassandra Table With Double T-Legs	142
CA-48-48-RD-30	30" High, Round Cassandra Table With Four Columns	139
CA-48-48-SQ-30	30" High, Square Cassandra Table With Four Columns	140
CA-54-54-RD-30	30" High, Round Cassandra Table With Four Columns	139
CA-60-60-RD-30	30" High, Round Cassandra Table With Four Columns	139
CA-72-72-RD-30	30" High, Round Cassandra Table With Four Columns	139
DYL-T-LAM-246030	30" High, Laminate Dylan Communal Table	183
DYL-T-LAM-246036	36" High, Laminate Dylan Communal Table	183
DYL-T-LAM-246042	42" High, Laminate Dylan Communal Table	184
DYL-T-LAM-247230	30" High, Laminate Dylan Communal Table	183
DYL-T-LAM-247236	36" High, Laminate Dylan Communal Table	183
DYL-T-LAM-247242	42" High, Laminate Dylan Communal Table	184
DYL-T-LAM-248430	30" High, Laminate Dylan Communal Table	183
DYL-T-LAM-248436	36" High, Laminate Dylan Communal Table	183
DYL-T-LAM-248442	42" High, Laminate Dylan Communal Table	184
DYL-T-LAM-249430	30" High, Laminate Dylan Communal Table	183
DYL-T-LAM-249436	36" High, Laminate Dylan Communal Table	183
DYL-T-LAM-249442	42" High, Laminate Dylan Communal Table	184
DYL-T-LAM-306030	30" High, Laminate Dylan Communal Table	183
DYL-T-LAM-306036	36" High, Laminate Dylan Communal Table	183
DYL-T-LAM-306042	42" High, Laminate Dylan Communal Table	184
DYL-T-LAM-307230	30" High, Laminate Dylan Communal Table	183
DYL-T-LAM-307236	36" High, Laminate Dylan Communal Table	183
DYL-T-LAM-307242	42" High, Laminate Dylan Communal Table	184
DYL-T-LAM-308430	30" High, Laminate Dylan Communal Table	183
DYL-T-LAM-308436	36" High, Laminate Dylan Communal Table	183
DYL-T-LAM-308442	42" High, Laminate Dylan Communal Table	184
DYL-T-LAM-309430	30" High, Laminate Dylan Communal Table	183
DYL-T-LAM-309436	36" High, Laminate Dylan Communal Table	183
DYL-T-LAM-309442	42" High, Laminate Dylan Communal Table	184
DYL-T-LAM-366030	30" High, Laminate Dylan Communal Table	183
DYL-T-LAM-366036	36" High, Laminate Dylan Communal Table	183
DYL-T-LAM-366042	42" High, Laminate Dylan Communal Table	184

Model	Description	Page
DYL-T-LAM-367230	30" High, Laminate Dylan Communal Table	183
DYL-T-LAM-367236	36" High, Laminate Dylan Communal Table	183
DYL-T-LAM-367242	42" High, Laminate Dylan Communal Table	184
DYL-T-LAM-368430	30" High, Laminate Dylan Communal Table	183
DYL-T-LAM-368436	36" High, Laminate Dylan Communal Table	183
DYL-T-LAM-368442	42" High, Laminate Dylan Communal Table	184
DYL-T-LAM-369430	30" High, Laminate Dylan Communal Table	183
DYL-T-LAM-369436	36" High, Laminate Dylan Communal Table	183
DYL-T-LAM-369442	42" High, Laminate Dylan Communal Table	184
DYL-T-SW-246030	30" High, Solid Wood Dylan Communal Table	181
DYL-T-SW-246036	36" High, Solid Wood Dylan Communal Table	181
DYL-T-SW-246042	42" High, Solid Wood Dylan Communal Table	182
DYL-T-SW-247230	30" High, Solid Wood Dylan Communal Table	181
DYL-T-SW-247236	36" High, Solid Wood Dylan Communal Table	181
DYL-T-SW-247242	42" High, Solid Wood Dylan Communal Table	182
DYL-T-SW-248430	30" High, Solid Wood Dylan Communal Table	181
DYL-T-SW-248436	36" High, Solid Wood Dylan Communal Table	181
DYL-T-SW-248442	42" High, Solid Wood Dylan Communal Table	182
DYL-T-SW-249430	30" High, Solid Wood Dylan Communal Table	181
DYL-T-SW-249436	36" High, Solid Wood Dylan Communal Table	181
DYL-T-SW-249442	42" High, Solid Wood Dylan Communal Table	182
DYL-T-SW-306030	30" High, Solid Wood Dylan Communal Table	181
DYL-T-SW-306036	36" High, Solid Wood Dylan Communal Table	181
DYL-T-SW-306042	42" High, Solid Wood Dylan Communal Table	182
DYL-T-SW-307230	30" High, Solid Wood Dylan Communal Table	181
DYL-T-SW-307236	36" High, Solid Wood Dylan Communal Table	181
DYL-T-SW-307242	42" High, Solid Wood Dylan Communal Table	182
DYL-T-SW-308430	30" High, Solid Wood Dylan Communal Table	181
DYL-T-SW-308436	36" High, Solid Wood Dylan Communal Table	181
DYL-T-SW-308442	42" High, Solid Wood Dylan Communal Table	182
DYL-T-SW-309430	30" High, Solid Wood Dylan Communal Table	181
DYL-T-SW-309436	36" High, Solid Wood Dylan Communal Table	181
DYL-T-SW-309442	42" High, Solid Wood Dylan Communal Table	182
DYL-T-SW-366030	30" High, Solid Wood Dylan Communal Table	181
DYL-T-SW-366036	36" High, Solid Wood Dylan Communal Table	181
DYL-T-SW-366042	42" High, Solid Wood Dylan Communal Table	182
DYL-T-SW-367230	30" High, Solid Wood Dylan Communal Table	181
DYL-T-SW-367236	36" High, Solid Wood Dylan Communal Table	181
DYL-T-SW-367242	42" High, Solid Wood Dylan Communal Table	182
DYL-T-SW-368430	30" High, Solid Wood Dylan Communal Table	181
DYL-T-SW-368436	36" High, Solid Wood Dylan Communal Table	181
DYL-T-SW-368442	42" High, Solid Wood Dylan Communal Table	182
DYL-T-SW-369430	30" High, Solid Wood Dylan Communal Table	181
DYL-T-SW-369436	36" High, Solid Wood Dylan Communal Table	181
DYL-T-SW-369442	42" High, Solid Wood Dylan Communal Table	182
FNK-30-72-RT-30	30" High, Frankie Communal Table - Rectangular Top	186
FNK-30-72-RT-36	36" High, Frankie Communal Table - Rectangular Top	188
FNK-30-72-RT-42	42" High, Frankie Communal Table - Rectangular Top	188
FNK-30-72-RTK-36	36" High, Frankie Communal Table - Racetrack Top	189
FNK-30-72-RTK-42	42" High, Frankie Communal Table - Racetrack Top	189
FNK-30-72-RTR-30	30" High, Frankie Communal Table - 5" Radius Rectangular Top	186
FNK-30-72-RTR-36	36" High, Frankie Communal Table - Radius Rectangular Top	188
FNK-30-72-RTR-42	42" High, Frankie Communal Table - Radius Rectangular Top	188
FNK-30-84-RT-30	30" High, Frankie Communal Table - Rectangular Top	186
FNK-30-84-RT-36	36" High, Frankie Communal Table - Rectangular Top	188
FNK-30-84-RT-42	42" High, Frankie Communal Table - Rectangular Top	188
FNK-30-84-RTK-36	36" High, Frankie Communal Table - Racetrack Top	189
FNK-30-84-RTK-42	42" High, Frankie Communal Table - Racetrack Top	189
FNK-30-84-RTR-30	30" High, Frankie Communal Table - 5" Radius Rectangular Top	186

TABLES INDEX

Model	Description	Page
FNK-30-84-RTR-36	36" High, Frankie Communal Table - Radius Rectangular Top	188
FNK-30-84-RTR-42	42" High, Frankie Communal Table - Radius Rectangular Top	188
FNK-30-94-RT-30	30" High, Frankie Communal Table - Rectangular Top	186
FNK-30-94-RT-36	36" High, Frankie Communal Table - Rectangular Top	188
FNK-30-94-RT-42	42" High, Frankie Communal Table - Rectangular Top	188
FNK-30-94-RTK-36	36" High, Frankie Communal Table - Racetrack Top	189
FNK-30-94-RTK-42	42" High, Frankie Communal Table - Racetrack Top	189
FNK-30-94-RTR-30	30" High, Frankie Communal Table - 5" Radius Rectangular Top	186
FNK-30-94-RTR-36	30" High, Frankie Communal Table - Radius Rectangular Top	188
FNK-30-94-RTR-42	30" High, Frankie Communal Table - Radius Rectangular Top	188
FNK-36-72-RT-30	30" High, Frankie Communal Table - Rectangular Top	186
FNK-36-72-RT-36	36" High, Frankie Communal Table - Rectangular Top	188
FNK-36-72-RT-42	42" High, Frankie Communal Table - Rectangular Top	188
FNK-36-72-RTK-36	36" High, Frankie Communal Table - Racetrack Top	189
FNK-36-72-RTK-42	42" High, Frankie Communal Table - Racetrack Top	189
FNK-36-72-RTR-30	30" High, Frankie Communal Table - 5" Radius Rectangular Top	186
FNK-36-72-RTR-36	36" High, Frankie Communal Table - Radius Rectangular Top	188
FNK-36-72-RTR-42	42" High, Frankie Communal Table - Radius Rectangular Top	188
FNK-36-84-RT-30	30" High, Frankie Communal Table - Rectangular Top	186
FNK-36-84-RT-36	36" High, Frankie Communal Table - Rectangular Top	188
FNK-36-84-RT-42	42" High, Frankie Communal Table - Rectangular Top	188
FNK-36-84-RTK-36	36" High, Frankie Communal Table - Racetrack Top	189
FNK-36-84-RTK-42	42" High, Frankie Communal Table - Racetrack Top	189
FNK-36-84-RTR-30	30" High, Frankie Communal Table - 5" Radius Rectangular Top	186
FNK-36-84-RTR-36	36" High, Frankie Communal Table - Radius Rectangular Top	188
FNK-36-84-RTR-42	42" High, Frankie Communal Table - Radius Rectangular Top	188
FNK-36-94-RT-30	30" High, Frankie Communal Table - Rectangular Top	186
FNK-36-94-RT-36	36" High, Frankie Communal Table - Rectangular Top	188
FNK-36-94-RT-42	42" High, Frankie Communal Table - Rectangular Top	188
FNK-36-94-RTK-36	36" High, Frankie Communal Table - Racetrack Top	189
FNK-36-94-RTK-42	42" High, Frankie Communal Table - Racetrack Top	189
FNK-36-94-RTR-30	30" High, Frankie Communal Table - 5" Radius Rectangular Top	186
FNK-36-94-RTR-36	36" High, Frankie Communal Table - Radius Rectangular Top	188
FNK-36-94-RTR-42	42" High, Frankie Communal Table - Radius Rectangular Top	188
JE-24-24-RD-30	30" High, Round Jerome Table	144
JE-24-24-RD-36	36" High, Round Jerome Table	144
JE-24-24-RD-36-FR	36" High, Round Jerome Table With Foot Ring	144
JE-24-24-RD-42	42" High, Round Jerome Table	144
JE-24-24-RD-42-FR	42" High, Round Jerome Table With Foot Ring	145
JE-24-24-SQ-30	30" High, Square Jerome Table	146
JE-24-24-SQ-36	36" High, Square Jerome Table	146
JE-24-24-SQ-36-FR	36" High, Square Jerome Table With Foot Ring	146
JE-24-24-SQ-42	42" High, Square Jerome Table	146
JE-24-24-SQ-42-FR	42" High, Square Jerome Table With Foot Ring	146
JE-24-30-RT-30	30" High, Rectangular Jerome Table	147
JE-24-30-RT-36	36" High, Rectangular Jerome Table	147
JE-24-30-RT-36-FR	36" High, Rectangular Jerome Table With Foot Ring	147
JE-24-30-RT-42	42" High, Rectangular Jerome Table	147
JE-24-30-RT-42-FR	42" High, Rectangular Jerome Table With Foot Ring	147
JE-24-36-RT-30	30" High, Rectangular Jerome Table	147
JE-24-36-RT-36	36" High, Rectangular Jerome Table	147
JE-24-36-RT-36-FR	36" High, Rectangular Jerome Table With Foot Ring	147
JE-24-36-RT-42	42" High, Rectangular Jerome Table	147
JE-24-36-RT-42-FR	42" High, Rectangular Jerome Table With Foot Ring	147
JE-24-42-RT-30	30" High, Rectangular Jerome Table With T-Legs	148
JE-24-42-RT-36	36" High, Rectangular Jerome Table With T-Legs	148
JE-24-42-RT-42	42" High, Rectangular Jerome Table With T-Legs	148
JE-24-48-RT-30	30" High, Rectangular Jerome Table With T-Legs	148
JE-24-48-RT-36	36" High, Rectangular Jerome Table With T-Legs	148

Model	Description	Page
JE-24-48-RT-42	42" High, Rectangular Jerome Table With T-Legs	148
JE-24-60-RT-30	30" High, Rectangular Jerome Table With T-Legs	148
JE-24-72-RT-30	30" High, Rectangular Jerome Table With T-Legs	148
JE-30-30-RD-30	30" High, Round Jerome Table	144
JE-30-30-RD-36	36" High, Round Jerome Table	144
JE-30-30-RD-36-FR	36" High, Round Jerome Table With Foot Ring	144
JE-30-30-RD-42	42" High, Round Jerome Table	144
JE-30-30-RD-42-FR	42" High, Round Jerome Table With Foot Ring	145
JE-30-30-SQ-30	30" High, Square Jerome Table	146
JE-30-30-SQ-36	36" High, Square Jerome Table	146
JE-30-30-SQ-36-FR	36" High, Square Jerome Table With Foot Ring	146
JE-30-30-SQ-42	42" High, Square Jerome Table	146
JE-30-30-SQ-42-FR	42" High, Square Jerome Table With Foot Ring	146
JE-30-60-RT-30	30" High, Rectangular Jerome Table With T-Legs	148
JE-30-72-RT-30	30" High, Rectangular Jerome Table With T-Legs	148
JE-36-36-RD-30	30" High, Round Jerome Table	144
JE-36-36-RD-36	36" High, Round Jerome Table	144
JE-36-36-RD-36-FR	36" High, Round Jerome Table With Foot Ring	144
JE-36-36-RD-42	42" High, Round Jerome Table	144
JE-36-36-RD-42-FR	42" High, Round Jerome Table With Foot Ring	145
JE-36-36-SQ-30	30" High, Square Jerome Table	146
JE-36-36-SQ-36	36" High, Square Jerome Table	146
JE-36-36-SQ-36-FR	36" High, Square Jerome Table With Foot Ring	146
JE-36-36-SQ-42	42" High, Square Jerome Table	146
JE-36-36-SQ-42-FR	42" High, Square Jerome Table With Foot Ring	146
JE-36-42-RT-30	30" High, Rectangular Jerome Table With Double T-Legs	149
JE-36-42-RT-36	36" High, Rectangular Jerome Table With Double T-Legs	149
JE-36-42-RT-42	42" High, Rectangular Jerome Table With Double T-Legs	149
JE-36-60-RT-30	30" High, Rectangular Jerome Table With Double T-Legs	149
JE-36-72-RT-30	30" High, Rectangular Jerome Table With Double T-Legs	149
JE-42-42-RD-30	30" High, Round Jerome Table With Four Columns	145
JE-42-42-RD-36	36" High, Round Jerome Table With Four Columns	145
JE-42-42-RD-42	42" High, Round Jerome Table With Four Columns	145
JE-42-42-SQ-30	30" High, Square Jerome Table With Four Columns	146
JE-42-48-RT-30	30" High, Rectangular Jerome Table With Double T-Legs	149
JE-42-60-RT-30	30" High, Rectangular Jerome Table With Double T-Legs	149
JE-48-48-RD-30	30" High, Round Jerome Table With Four Columns	145
JE-48-48-SQ-30	30" High, Square Jerome Table With Four Columns	146
JE-54-54-RD-30	30" High, Round Jerome Table With Four Columns	145
JE-60-60-RD-30	30" High, Round Jerome Table With Four Columns	145
JE-72-72-RD-30	30" High, Round Jerome Table With Four Columns	145
LEW-430	18" High, Round Lewis Occasional Table	192
LEW-540	18" High, Round Lewis Occasional Table	192
LOU16	20" High, Louie End Table	194
LOU34	16" High, Louie Coffee Table	194
ONE-14-21-RTR-26	26" High, Onesima Personal Laptop Table	198
ONE-24-24-RD-30	30" High, Round Onesima Table	151
ONE-24-24-RD-36	36" High, Round Onesima Table	151
ONE-24-24-RD-42	42" High, Round Onesima Table	151
ONE-24-24-SQR-30	30" High, Square Onesima Table	153
ONE-24-24-SQR-36	36" High, Square Onesima Table	153
ONE-24-24-SQR-42	42" High, Square Onesima Table	153
ONE-24-24-SSQ-30	30" High, Soft Square Onesima Table	152
ONE-24-24-SSQ-36	36" High, Soft Square Onesima Table	152
ONE-24-24-SSQ-42	42" High, Soft Square Onesima Table	152
ONE-24-30-D-30	30" High, Rectangular Onesima Table — D-Shape	154
ONE-24-30-RTR-30	30" High, Rectangular Onesima Table	154
ONE-24-30-RTR-36	36" High, Rectangular Onesima Table	154
ONE-24-30-RTR-42	42" High, Rectangular Onesima Table	154

TABLES INDEX

Model	Description	Page
ONE-24-36-D-30	30" High, Rectangular Onesima Table — D-Shape	154
ONE-24-36-RTR-30	30" High, Rectangular Onesima Table	154
ONE-24-36-RTR-36	36" High, Rectangular Onesima Table	154
ONE-24-36-RTR-42	42" High, Rectangular Onesima Table	154
ONE-30-30-RD-18	18" High, Onesima Coffee Table	196
ONE-30-30-RD-30	30" High, Round Onesima Table	151
ONE-30-30-RD-36	36" High, Round Onesima Table	151
ONE-30-30-RD-42	42" High, Round Onesima Table	151
ONE-30-30-SQR-30	30" High, Square Onesima Table	153
ONE-30-30-SQR-36	36" High, Square Onesima Table	153
ONE-30-30-SQR-42	42" High, Square Onesima Table	153
ONE-30-30-SSQ-30	30" High, Soft Square Onesima Table	152
ONE-30-30-SSQ-36	36" High, Soft Square Onesima Table	152
ONE-30-30-SSQ-42	42" High, Soft Square Onesima Table	152
ONE-30-36-D-30	30" High, Rectangular Onesima Table — D-Shape	154
ONE-30-36-RTR-30	30" High, Rectangular Onesima Table	154
ONE-30-36-RTR-36	36" High, Rectangular Onesima Table	154
ONE-30-36-RTR-42	42" High, Rectangular Onesima Table	154
ONE-30-60-SRT-30	30" High, Rectangular Onesima Table	154
ONE-30-60-SRT-36	36" High, Rectangular Onesima Table with Two Bases	154
ONE-30-60-SRT-42	42" High, Rectangular Onesima Table with Two Bases	154
ONE-36-36-RD-18	18" High, Rectangular Onesima Table	196
ONE-36-36-RD-30	30" High, Round Onesima Table	151
ONE-36-36-RD-36	36" High, Round Onesima Table	151
ONE-36-36-RD-42	42" High, Round Onesima Table	151
ONE-36-36-SQR-30	30" High, Square Onesima Table	153
ONE-36-36-SQR-36	36" High, Square Onesima Table	153
ONE-36-36-SQR-42	42" High, Square Onesima Table	153
ONE-36-36-SSQ-30	30" High, Soft Square Onesima Table	152
ONE-36-36-SSQ-36	36" High, Soft Square Onesima Table	152
ONE-36-36-SSQ-42	42" High, Soft Square Onesima Table	152
ONE-36-72-SRT-30	30" High, Rectangular Onesima Table with Two Bases	154
ONE-36-72-SRT-36	36" High, Rectangular Onesima Table with Two Bases	154
ONE-36-72-SRT-42	42" High, Rectangular Onesima Table with Two Bases	154
ONE-42-42-RD-30	30" High, Round Onesima Table	151
ONE-42-42-RD-36	36" High, Round Onesima Table	151
ONE-42-42-RD-42	42" High, Round Onesima Table	151
ONE-42-42-SQR-30	30" High, Square Onesima Table	153
ONE-42-42-SQR-36	36" High, Square Onesima Table	153
ONE-42-42-SQR-42	42" High, Square Onesima Table	153
ONE-42-42-SSQ-30	30" High, Soft Square Onesima Table	152
ONE-42-42-SSQ-36	36" High, Soft Square Onesima Table	152
ONE-42-42-SSQ-42	42" High, Soft Square Onesima Table	152
ONE-48-48-RD-30	30" High, Round Onesima Table	151
ONE-48-48-RD-36	36" High, Round Onesima Table	151
ONE-48-48-RD-42	42" High, Round Onesima Table	151
ONE-60-60-RD-30	30" High, Round Onesima Table	151
OP30R	Round Opla Outdoor Table	166
OP30S	Square Opla Outdoor Table	166
OR-24-24-RD-30	30" High, Round Orbit Table	118
OR-24-24-RD-36	36" High, Round Orbit Table	118
OR-24-24-RD-36-FR	36" High, Round Orbit Table With Foot Ring	118
OR-24-24-RD-42	42" High, Round Orbit Table	118
OR-24-24-RD-42-FR	42" High, Round Orbit Table With Foot Ring	118
OR-24-24-SQ-30	30" High, Square Orbit Table	119
OR-24-24-SQ-36	36" High, Square Orbit Table	119
OR-24-24-SQ-36-FR	36" High, Square Orbit Table With Foot Ring	119
OR-24-24-SQ-42	42" High, Square Orbit Table	119
OR-24-24-SQ-42-FR	42" High, Square Orbit Table With Foot Ring	119

Model	Description	Page
OR-24-30-RT-30	30" High, Rectangular Orbit Table	120
OR-24-30-RT-36	36" High, Rectangular Orbit Table	120
OR-24-30-RT-36-FR	36" High, Rectangular Orbit Table With Foot Ring	120
OR-24-30-RT-42	42" High, Rectangular Orbit Table	120
OR-24-30-RT-42-FR	42" High, Rectangular Orbit Table With Foot Ring	120
OR-24-36-RT-30	30" High, Rectangular Orbit Table	120
OR-24-36-RT-36	36" High, Rectangular Orbit Table	120
OR-24-36-RT-36-FR	36" High, Rectangular Orbit Table With Foot Ring	120
OR-24-36-RT-42	42" High, Rectangular Orbit Table	120
OR-24-36-RT-42-FR	42" High, Rectangular Orbit Table With Foot Ring	120
OR-24-42-RT-30	30" High, Rectangular Orbit Table	121
OR-24-42-RT-36	36" High, Rectangular Orbit Table	121
OR-24-42-RT-42	42" High, Rectangular Orbit Table	122
OR-24-48-RT-30	30" High, Rectangular Orbit Table With Two Bases	121
OR-24-48-RT-36	36" High, Rectangular Orbit Table With Two Bases	121
OR-24-48-RT-42	42" High, Rectangular Orbit Table With Two Bases	122
OR-24-60-RT-30	30" High, Rectangular Orbit Table With Two Bases	121
OR-24-60-RT-36	36" High, Rectangular Orbit Table With Two Bases	121
OR-24-60-RT-36-FR	36" High, Rectangular Orbit Table With Two Bases and Foot Ring	121
OR-24-60-RT-42	42" High, Rectangular Orbit Table With Two Bases	122
OR-24-60-RT-42-FR	42" High, Rectangular Orbit Table With Two Bases and Foot Ring	122
OR-24-72-RT-30	30" High, Rectangular Orbit Table With Two Bases	121
OR-24-72-RT-36	36" High, Rectangular Orbit Table With Two Bases	121
OR-24-72-RT-36-FR	36" High, Rectangular Orbit Table With Two Bases and Foot Ring	121
OR-24-72-RT-42	42" High, Rectangular Orbit Table With Two Bases	122
OR-24-72-RT-42-FR	42" High, Rectangular Orbit Table With Two Bases and Foot Ring	122
OR-30-30-RD-30	30" High, Round Orbit Table	118
OR-30-30-RD-36	36" High, Round Orbit Table	118
OR-30-30-RD-36-FR	36" High, Round Orbit Table With Foot Ring	118
OR-30-30-RD-42	42" High, Round Orbit Table	118
OR-30-30-RD-42-FR	42" High, Round Orbit Table With Foot Ring	118
OR-30-30-SQ-30	30" High, Square Orbit Table	119
OR-30-30-SQ-36	36" High, Square Orbit Table	119
OR-30-30-SQ-36-FR	36" High, Square Orbit Table With Foot Ring	119
OR-30-30-SQ-42	42" High, Square Orbit Table	119
OR-30-30-SQ-42-FR	42" High, Square Orbit Table With Foot Ring	119
OR-30-36-RT-30	30" High, Rectangular Orbit Table With Two Bases	120
OR-30-36-RT-36	36" High, Rectangular Orbit Table With Two Bases	120
OR-30-36-RT-42	42" High, Rectangular Orbit Table With Two Bases	120
OR-30-42-RT-30	30" High, Rectangular Orbit Table With Two Bases	121
OR-30-42-RT-36	36" High, Rectangular Orbit Table With Two Bases	121
OR-30-42-RT-42	42" High, Rectangular Orbit Table With Two Bases	122
OR-30-48-RT-30	30" High, Rectangular Orbit Table With Two Bases	121
OR-30-48-RT-36	36" High, Rectangular Orbit Table With Two Bases	121
OR-30-48-RT-42	42" High, Rectangular Orbit Table With Two Bases	122
OR-30-60-RT-30	30" High, Rectangular Orbit Table With Two Bases	121
OR-30-60-RT-36	36" High, Rectangular Orbit Table With Two Bases	121
OR-30-60-RT-36-FR	36" High, Rectangular Orbit Table With Two Bases and Foot Ring	121
OR-30-60-RT-42	42" High, Rectangular Orbit Table With Two Bases	122
OR-30-60-RT-42-FR	42" High, Rectangular Orbit Table With Two Bases and Foot Ring	122
OR-30-72-RT-30	30" High, Rectangular Orbit Table With Two Bases	121
OR-30-72-RT-36	36" High, Rectangular Orbit Table With Two Bases	121
OR-30-72-RT-36-FR	36" High, Rectangular Orbit Table With Two Bases and Foot Ring	121
OR-30-72-RT-42	42" High, Rectangular Orbit Table With Two Bases	122
OR-30-72-RT-42-FR	42" High, Rectangular Orbit Table With Two Bases and Foot Ring	122
OR-36-36-RD-30	30" High, Round Orbit Table	118
OR-36-36-RD-36	36" High, Round Orbit Table	118
OR-36-36-RD-36-FR	36" High, Round Orbit Table With Foot Ring	118
OR-36-36-RD-42	42" High, Round Orbit Table	118

TABLES INDEX

Model	Description	Page
OR-36-36-RD-42-FR	42" High, Round Orbit Table With Foot Ring	118
OR-36-36-SQ-30	30" High, Square Orbit Table	119
OR-36-36-SQ-36	36" High, Square Orbit Table	119
OR-36-36-SQ-36-FR	36" High, Square Orbit Table With Foot Ring	119
OR-36-36-SQ-42	42" High, Square Orbit Table	119
OR-36-36-SQ-42-FR	42" High, Square Orbit Table With Foot Ring	119
OR-36-60-RT-30	30" High, Rectangular Orbit Table With Two Bases	121
OR-36-60-RT-36	36" High, Rectangular Orbit Table With Two Bases	121
OR-36-60-RT-36-FR	36" High, Rectangular Orbit Table With Two Bases and Foot Ring	121
OR-36-60-RT-42	42" High, Rectangular Orbit Table With Two Bases	122
OR-36-60-RT-42-FR	42" High, Rectangular Orbit Table With Two Bases and Foot Ring	122
OR-36-72-RT-30	30" High, Rectangular Orbit Table With Two Bases	121
OR-36-72-RT-36	36" High, Rectangular Orbit Table With Two Bases	121
OR-36-72-RT-36-FR	36" High, Rectangular Orbit Table With Two Bases and Foot Ring	121
OR-36-72-RT-42	42" High, Rectangular Orbit Table With Two Bases	122
OR-36-72-RT-42-FR	42" High, Rectangular Orbit Table With Two Bases and Foot Ring	122
OR-42-42-RD-30	30" High, Round Orbit Table	118
OR-42-42-RD-36	36" High, Round Orbit Table	118
OR-42-42-RD-36-FR	36" High, Round Orbit Table With Foot Ring	118
OR-42-42-RD-42	42" High, Round Orbit Table	118
OR-42-42-RD-42-FR	42" High, Round Orbit Table With Foot Ring	118
OR-42-42-SQ-30	30" High, Square Orbit Table	119
OR-42-42-SQ-36	36" High, Square Orbit Table	119
OR-42-42-SQ-36-FR	36" High, Square Orbit Table With Foot Ring	119
OR-42-42-SQ-42	42" High, Square Orbit Table	119
OR-42-42-SQ-42-FR	42" High, Square Orbit Table With Foot Ring	119
OR-48-48-RD-30	30" High, Round Orbit Table	118
OR-48-48-RD-36	36" High, Round Orbit Table	118
OR-48-48-RD-36-FR	36" High, Round Orbit Table With Foot Ring	118
OR-48-48-RD-42	42" High, Round Orbit Table	118
OR-48-48-RD-42-FR	42" High, Round Orbit Table With Foot Ring	118
RAM-24-24-RD-30	30" High, Round Rambo Table	156
RAM-24-24-RD-36	36" High, Round Rambo Table	156
RAM-24-24-RD-36-FR	36" High, Round Rambo Table With Foot Ring	156
RAM-24-24-RD-42	42" High, Round Rambo Table	156
RAM-24-24-RD-42-FR	42" High, Round Rambo Table With Foot Ring	156
RAM-24-24-SQ-30	30" High, Square Rambo Table	157
RAM-24-24-SQ-36	36" High, Square Rambo Table	157
RAM-24-24-SQ-36-FR	36" High, Square Rambo Table With Foot Ring	157
RAM-24-24-SQ-42	42" High, Square Rambo Table	157
RAM-24-24-SQ-42-FR	42" High, Square Rambo Table With Foot Ring	157
RAM-24-30-RT-30	30" High, Rectangular Rambo Table	158
RAM-24-30-RT-36	36" High, Rectangular Rambo Table	158
RAM-24-30-RT-36-FR	36" High, Rectangular Rambo Table With Foot Ring	158
RAM-24-30-RT-42	42" High, Rectangular Rambo Table	158
RAM-24-30-RT-42-FR	42" High, Rectangular Rambo Table With Foot Ring	158
RAM-24-36-RT-30	30" High, Rectangular Rambo Table	158
RAM-24-36-RT-36	36" High, Rectangular Rambo Table	158
RAM-24-36-RT-36-FR	36" High, Rectangular Rambo Table With Foot Ring	158
RAM-24-36-RT-42	42" High, Rectangular Rambo Table	158
RAM-24-36-RT-42-FR	42" High, Rectangular Rambo Table With Foot Ring	158
RAM-30-30-RD-30	30" High, Round Rambo Table	156
RAM-30-30-RD-36	36" High, Round Rambo Table	156
RAM-30-30-RD-36-FR	36" High, Round Rambo Table With Foot Ring	156
RAM-30-30-RD-42	42" High, Round Rambo Table	156
RAM-30-30-RD-42-FR	42" High, Round Rambo Table With Foot Ring	156
RAM-30-30-SQ-30	30" High, Square Rambo Table	157
RAM-30-30-SQ-36	36" High, Square Rambo Table	157
RAM-30-30-SQ-36-FR	36" High, Square Rambo Table With Foot Ring	157

Model	Description	Page
RAM-30-30-SQ-42	42" High, Square Rambo Table	157
RAM-30-30-SQ-42-FR	42" High, Square Rambo Table With Foot Ring	157
RAM-30-36-RT-30	30" High, Rectangular Rambo Table	158
RAM-30-36-RT-36	36" High, Rectangular Rambo Table	158
RAM-30-36-RT-36-FR	36" High, Rectangular Rambo Table With Foot Ring	158
RAM-30-36-RT-42	42" High, Rectangular Rambo Table	158
RAM-30-36-RT-42-FR	42" High, Rectangular Rambo Table With Foot Ring	158
RAM-30-42-RT-30	30" High, Rectangular Rambo Table	159
RAM-30-42-RT-36	36" High, Rectangular Rambo Table	159
RAM-30-42-RT-42	42" High, Rectangular Rambo Table	159
RAM-30-60-RT-30	30" High, Rectangular Rambo Table Two Square Bases	160
RAM-30-60-RT-36	36" High, Rectangular Rambo Table Two Square Bases	160
RAM-30-60-RT-36-FR	36" High, Rectangular Rambo Table Two Square Bases With Foot Ring	160
RAM-30-60-RT-42	42" High, Rectangular Rambo Table Two Square Bases	160
RAM-30-60-RT-42-FR	42" High, Rectangular Rambo Table Two Bases With Foot Ring	160
RAM-30-72-RT-30	30" High, Rectangular Rambo Table Two Square Bases	160
RAM-30-72-RT-36	36" High, Rectangular Rambo Table Two Square Bases	160
RAM-30-72-RT-36-FR	36" High, Rectangular Rambo Table Two Square Bases With Foot Ring	160
RAM-30-72-RT-42	42" High, Rectangular Rambo Table Two Square Bases	160
RAM-30-72-RT-42-FR	42" High, Rectangular Rambo Table Two Bases With Foot Ring	160
RAM-36-36-RD-30	30" High, Round Rambo Table	156
RAM-36-36-RD-36	36" High, Round Rambo Table	156
RAM-36-36-RD-36-FR	36" High, Round Rambo Table With Foot Ring	156
RAM-36-36-RD-42	42" High, Round Rambo Table	156
RAM-36-36-RD-42-FR	42" High, Round Rambo Table With Foot Ring	156
RAM-36-36-SQ-30	30" High, Square Rambo Table	157
RAM-36-36-SQ-36	36" High, Square Rambo Table	157
RAM-36-36-SQ-36-FR	36" High, Square Rambo Table With Foot Ring	157
RAM-36-36-SQ-42	42" High, Square Rambo Table	157
RAM-36-36-SQ-42-FR	42" High, Square Rambo Table With Foot Ring	157
RAM-36-42-RT-30	30" High, Rectangular Rambo Table	159
RAM-36-42-RT-36	36" High, Rectangular Rambo Table	159
RAM-36-42-RT-42	42" High, Rectangular Rambo Table	159
RAM-36-48-RT-30	30" High, Rectangular Rambo Table	159
RAM-36-48-RT-36	36" High, Rectangular Rambo Table	159
RAM-36-48-RT-42	42" High, Rectangular Rambo Table	159
RAM-36-60-RT-30	30" High, Rectangular Rambo Table Two Square Bases	160
RAM-36-60-RT-36	36" High, Rectangular Rambo Table Two Square Bases	160
RAM-36-60-RT-36-FR	36" High, Rectangular Rambo Table Two Square Bases With Foot Ring	160
RAM-36-60-RT-42	42" High, Rectangular Rambo Table Two Square Bases	160
RAM-36-60-RT-42-FR	42" High, Rectangular Rambo Table Two Bases With Foot Ring	160
RAM-36-72-RT-30	30" High, Rectangular Rambo Table Two Square Bases	160
RAM-36-72-RT-36	36" High, Rectangular Rambo Table Two Square Bases	160
RAM-36-72-RT-36-FR	36" High, Rectangular Rambo Table Two Square Bases With Foot Ring	160
RAM-36-72-RT-42	42" High, Rectangular Rambo Table Two Square Bases	160
RAM-36-72-RT-42-FR	42" High, Rectangular Rambo Table Two Bases With Foot Ring	160
ROY-22-22-RT-18	18" High, Square Roy Occasional Table	200
ROY-24-48-RT-15	15" High, Rectangular Roy Occasional Table	200
ROY-36-36-RT-15	15" High, Square Roy Occasional Table	200
SP-24-24-RD-30	30" High, Round Spartan Table	124
SP-24-24-RD-36	36" High, Round Spartan Table	124
SP-24-24-RD-36-FR	36" High, Round Spartan Table With Foot Ring	124
SP-24-24-RD-42	42" High, Round Spartan Table	124
SP-24-24-RD-42-FR	42" High, Round Spartan Table With Foot Ring	124
SP-24-24-SQ-30	30" High, Square Spartan Table	125
SP-24-24-SQ-36	36" High, Square Spartan Table	125
SP-24-24-SQ-36-FR	36" High, Square Spartan Table With Foot Ring	125
SP-24-24-SQ-42	42" High, Square Spartan Table	125
SP-24-24-SQ-42-FR	42" High, Square Spartan Table With Foot Ring	125

TABLES INDEX

Model	Description	Page
SP-24-30-RT-30	30" High, Rectangular Spartan Table	126
SP-24-30-RT-36	36" High, Rectangular Spartan Table	126
SP-24-30-RT-36-FR	36" High, Rectangular Spartan Table With Foot Ring	126
SP-24-30-RT-42	42" High, Rectangular Spartan Table	126
SP-24-30-RT-42-FR	42" High, Rectangular Spartan Table With Foot Ring	126
SP-24-36-RT-30	30" High, Rectangular Spartan Table	126
SP-24-36-RT-36	36" High, Rectangular Spartan Table	126
SP-24-36-RT-36-FR	36" High, Rectangular Spartan Table With Foot Ring	126
SP-24-36-RT-42	42" High, Rectangular Spartan Table	126
SP-24-36-RT-42-FR	42" High, Rectangular Spartan Table With Foot Ring	126
SP-24-42-RT-30	30" High, Rectangular Spartan Table	126
SP-24-42-RT-36	36" High, Rectangular Spartan Table	126
SP-24-42-RT-36-FR	36" High, Rectangular Spartan Table With Foot Ring	126
SP-24-42-RT-42	42" High, Rectangular Spartan Table	126
SP-24-42-RT-42-FR	42" High, Rectangular Spartan Table With Foot Ring	126
SP-24-48-RT-30	30" High, Rectangular Spartan Table With T-Bases	127
SP-24-48-RT-36	36" High, Rectangular Spartan Table With T-Bases	127
SP-24-48-RT-42	42" High, Rectangular Spartan Table With T-Bases	127
SP-24-60-RT-30	30" High, Rectangular Spartan Table With T-Bases	127
SP-24-60-RT-36	36" High, Rectangular Spartan Table With T-Bases	127
SP-24-60-RT-42	42" High, Rectangular Spartan Table With T-Bases	127
SP-24-72-RT-30	30" High, Rectangular Spartan Table With T-Bases	127
SP-24-72-RT-36	36" High, Rectangular Spartan Table With T-Bases	127
SP-24-72-RT-42	42" High, Rectangular Spartan Table With T-Bases	127
SP-30-30-RD-30	30" High, Round Spartan Table	124
SP-30-30-RD-36	36" High, Round Spartan Table	124
SP-30-30-RD-36-FR	36" High, Round Spartan Table With Foot Ring	124
SP-30-30-RD-42	42" High, Round Spartan Table	124
SP-30-30-RD-42-FR	42" High, Round Spartan Table With Foot Ring	124
SP-30-30-SQ-30	30" High, Square Spartan Table	125
SP-30-30-SQ-36	36" High, Square Spartan Table	125
SP-30-30-SQ-36-FR	36" High, Square Spartan Table With Foot Ring	125
SP-30-30-SQ-42	42" High, Square Spartan Table	125
SP-30-30-SQ-42-FR	42" High, Square Spartan Table With Foot Ring	125
SP-30-36-RT-30	30" High, Rectangular Spartan Table	126
SP-30-36-RT-36	36" High, Rectangular Spartan Table	126
SP-30-36-RT-36-FR	36" High, Rectangular Spartan Table With Foot Ring	126
SP-30-36-RT-42	42" High, Rectangular Spartan Table	126
SP-30-36-RT-42-FR	42" High, Rectangular Spartan Table With Foot Ring	126
SP-30-42-SQRD-30	30" High, Square-to-Round Spartan Table	129
SP-30-48-RT-30	30" High, Rectangular Spartan Table With T-Bases	127
SP-30-48-RT-36	36" High, Rectangular Spartan Table With T-Bases	127
SP-30-48-RT-42	42" High, Rectangular Spartan Table With T-Bases	127
SP-30-60-RT-30	30" High, Rectangular Spartan Table With T-Bases	127
SP-30-60-RT-36	36" High, Rectangular Spartan Table With T-Bases	127
SP-30-60-RT-42	42" High, Rectangular Spartan Table With T-Bases	127
SP-30-72-RT-30	30" High, Rectangular Spartan Table With T-Bases	127
SP-30-72-RT-36	36" High, Rectangular Spartan Table With T-Bases	127
SP-30-72-RT-42	42" High, Rectangular Spartan Table With T-Bases	127
SP-36-36-RD-30	30" High, Round Spartan Table	124
SP-36-36-RD-36	36" High, Round Spartan Table	124
SP-36-36-RD-36-FR	36" High, Round Spartan Table With Foot Ring	124
SP-36-36-RD-42	42" High, Round Spartan Table	124
SP-36-36-RD-42-FR	42" High, Round Spartan Table With Foot Ring	124
SP-36-36-SQ-30	30" High, Square Spartan Table	125
SP-36-36-SQ-36	36" High, Square Spartan Table	125
SP-36-36-SQ-36-FR	36" High, Square Spartan Table With Foot Ring	125
SP-36-36-SQ-42	42" High, Square Spartan Table	125
SP-36-36-SQ-42-FR	42" High, Square Spartan Table With Foot Ring	125

<u>Model</u>	<u>Description</u>	<u>Page</u>
SP-36-51-SQRD-30	30" High, Square-to-Round Spartan Table	129
SP-36-60-RT-30	30" High, Rectangular Spartan Table With Two X-Bases	128
SP-36-60-RT-36	36" High, Rectangular Spartan Table With Two X-Bases	128
SP-36-60-RT-36-FR	36" High, Rectangular Spartan Table With Two X-Bases With Foot Rings	128
SP-36-60-RT-42	42" High, Rectangular Spartan Table With Two X-Bases	128
SP-36-60-RT-42-FR	42" High, Rectangular Spartan Table With Two X-Bases With Foot Rings	128
SP-36-72-RT-30	30" High, Rectangular Spartan Table With Two X-Bases	128
SP-36-72-RT-36	36" High, Rectangular Spartan Table With Two X-Bases	128
SP-36-72-RT-36-FR	36" High, Rectangular Spartan Table With Two X-Bases With Foot Rings	128
SP-36-72-RT-42	42" High, Rectangular Spartan Table With Two X-Bases	128
SP-36-72-RT-42-FR	42" High, Rectangular Spartan Table With Two X-Bases With Foot Rings	128
SP-42-42-RD-30	30" High, Round Spartan Table With T-Bases	124
SP-42-42-SQ-30	30" High, Square Spartan Table With T-Bases	125

**GRAND RAPIDS
CHAIR CO**

MAIN LOCATION
1250 84th Street SW
Grand Rapids, Michigan 49315

CONTACT US:
CUSTOMERCARE@GRANDRAPIDSCHAIR.COM

T 616 774 0561
GRANDRAPIDSCHAIR.COM