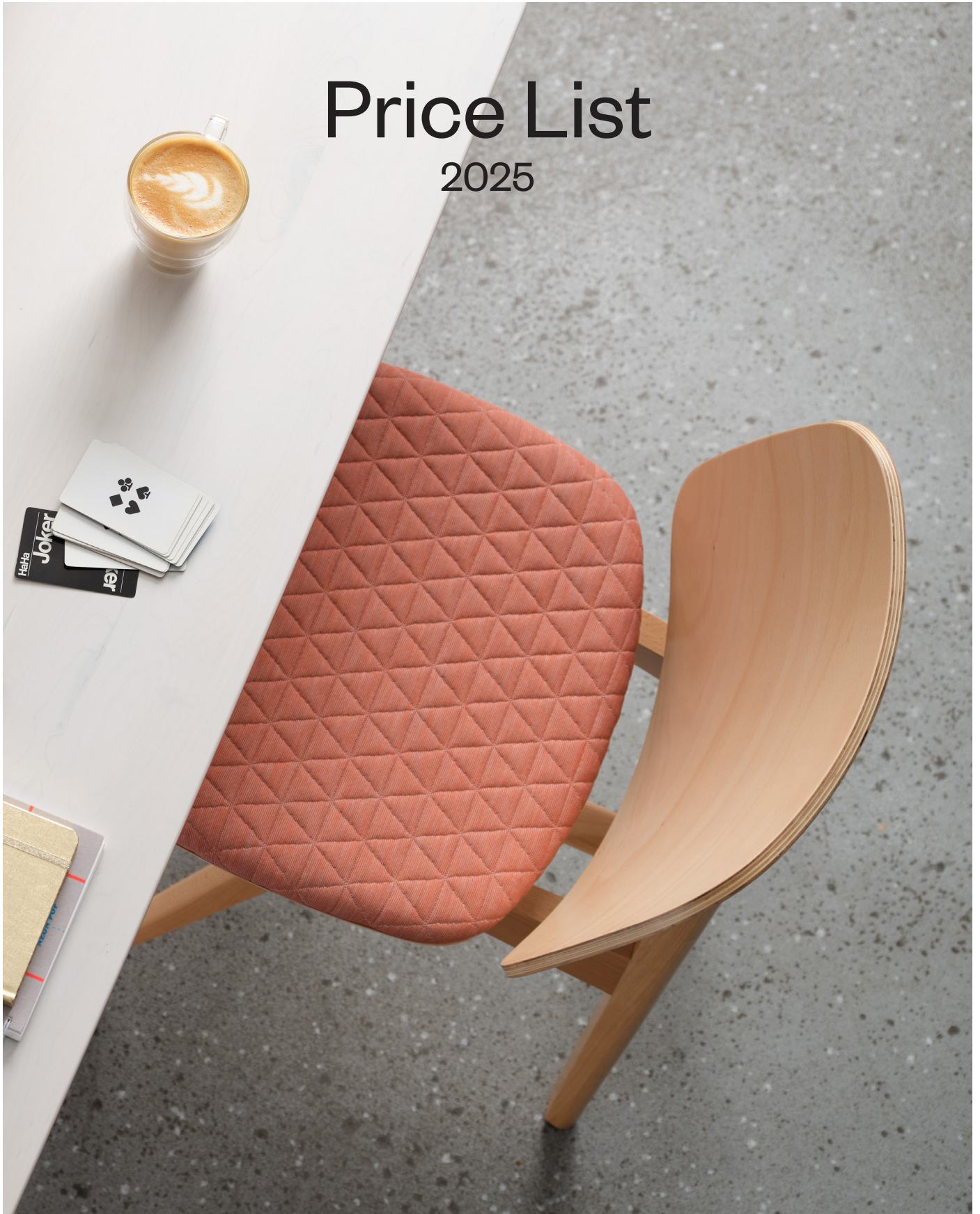


Price List

2025



About the Company	3
How to Order	4
Delivery & Freight	5
Upholstery Information	6
Wood Finishes	7
Outdoor Finishes	8
Metal Finishes	9
Standard Ton Fabrics	10
Seating: Personalization Options	11-13

SEATING

Wood

Andy Lounge	16-17
Bennett	18-20
Bentwood Classics	21-24
Brooke	25-27
Dylan Bench	28-30
Hugh	31-32
Leaf	33-34
Merano	35-36
Sigsbee	37-38
Wood Melissa	39-42

Steel

Alfred	44-45
Ava	46-47
Bowen Indoor Bench	48-49
Bowen Outdoor Bench	50-51
Brady	52-53
Felix	54-56
Felix Jr.	57-59
Ferdinand	60-61
Full Hurdle	62-63
Harper	64-69
Hula Outdoor	70-71
Hurdle	72-73
Hurdle Outdoor	74-75
Ladder Back	76-77
Leo	78-79
Mama Melissa	80-83
Melissa Anne	84-87
Mia	88-89
Opla Outdoor	90-92
Reece	93-96
Rita Lounge	97-98
Sadie II	99-100
Sadie II Outdoor	101-102
Sally	103-106
Sherman	107-108
Sir Burlly	109-110

Aluminum

Atlantis	112-115
Siren	116-120

TABLE OF CONTENTS

TABLES	
Tables Information	122-123
Tables: Accessories & Options	124
Table Edges	125
Pedestal Tables – Cast Iron Base	
Orbit	127-132
Spartan	133-139
Pedestal Tables – Steel Base	
Bowen	141-142
Brady Pedestal	143-146
Cassandra	147-152
Jerome	153-159
Onesima	160-164
Rambo	165-170
Post Leg Tables	
Core-Drilled/Bolt-Down	172-174
Opla Outdoor	175-176
Cantilever Table	
Cantilever	178-179
Communal Tables	
Andrea	181-182
Andy	183-184
Bowen Indoor	185-186
Bowen Outdoor	187-188
Brady	189-190
Dylan	191-196
Frankie	197-201
Occasional Tables	
Lewis	203-204
Louie	205-206
Onesima Coffee	207-208
Onesima Personal Laptop	209-210
Roy	211-212
ADDITIONAL INFORMATION	
Care & Maintenance	203
Seating Planner	204
Terms & Conditions	205-209
Warranty	210-214
Seating Index	215-218
Tables Index	219-231

YOUR COMMERCIAL FURNITURE PARTNER

Grand Rapids Chair is an American furniture manufacturer dedicated to creating high-quality, design-forward seating & table solutions for commercial spaces. From restaurants and hospitality spaces to education and hospital cafeterias, campus gathering places, and today's open offices, our furniture is designed to nourish connection and creativity for spaces that bring people together.

We are a second-generation family business that started in Grand Rapids, Michigan, and still call West Michigan home today. Currently, more than 150 employees work in our 147,000 square feet manufacturing facility, dedicated to delivering friendly service and fast lead-times.

OPERATIONALLY EXCELLENT

Our approach to creating quality and durable commercial furniture is unique; we are operationally excellent. Meaning, we balance cost, service requirements, and quality to meet the needs of each customer. In other words, it's not a one-size-fit all approach.

We also balance hand-crafted quality and aesthetics with fully automated machinery and processes. From working with designers on a custom product to producing large volumes with short lead times—our unique approach allows us to do both, and to do both well.

DURABILITY & QUALITY

We specialize in durable and quality products designed for high-traffic spaces. While many commercial furniture companies are racing overseas for products, we choose to build our products in Michigan, using high quality, local materials along with American engineering and manufacturing techniques. Products are tested to meet or exceed BIFMA standards and offer our Grand Rapids Chair warranty as outlined below:

- Chairs and Tables: One year free from defects and workmanship; 10 years structural integrity
- Outdoor Chairs and Tables: One year free from defects and workmanship; 3 years structural integrity
- Fabric: Subject to the warranty of the textile company
- Laminate Tables: Subject to the warranty of the laminate company

SALES & CUSTOMER SERVICE

Grand Rapids Chair Company

1250 84th Street SW

Byron Center, MI 49315

Phone: 616.774.0561

Website: www.grandrapidschair.com

For General Sales Inquiries, please contact orderentry@grandrapidschair.com

For literature and finish samples, please email literature@grandrapidschair.com

HOW TO ORDER

All orders must be submitted in writing and are subject to acceptance by Grand Rapids Chair Company. Orders cannot be processed until they contain all information required for production. Once all information is received and the order is approved, it will be scheduled into production.

It is the customer's responsibility to check the accuracy of each and every order acknowledgment sent by the factory. We will, of course, make every effort to find inadvertent errors, but will execute the order as approved and cannot accept responsibility for errors made on the customer's part.

Please note that all orders will be acknowledged with estimated lead times. Lead time begins once the order, along with custom stain matches and custom engineering prints have been approved, and C.O.M. fabric is received.

PLEASE SEND ORDERS TO:

Grand Rapids Chair Company

Phone: 616.774.0561

E-mail: orderentry@grandrapidschair.com

NEW ACCOUNTS

To expedite the credit approval process, please fill out a credit application that can be furnished to you by calling the sales office at 616.774.0561 or by email at arcashreceipts@grandrapidschair.com. Allow thirty (30) days to process a credit application.

CREDIT CARDS

We accept Visa, Master Card, Discover, and American Express. Additional charges may apply.

MINIMUM ORDERS

For orders less than \$250.00 net, a setup/handling fee of \$50.00 will be charged.

CANCELLATIONS/CHANGES

All orders are considered firm. Any cancellation or change is subject to our approval, and will result in an order cancellation fee including all applicable costs plus a reasonable profit of 10%.

RETURNS

Merchandise cannot be returned for credit without an approved return material authorization. The nature of our customized products inhibits most return requests, but for those items that can be returned, a restocking fee of 15% will be assessed for all items.

MATCHING GOODS

In the event a customer would like to match a previous order to a new order, the customer must send a physical sample to their Account Manager. Due to continual engineering improvements and modifications, we cannot guarantee each good will be an exact match to their previous order. In the event that we cannot offer a matching good, a suitable alternative (comparable in design, style, and durability) will be offered to the customer. The information contained in this price list was correct at the time of publishing. Grand Rapids Chair Company reserves the right to make changes in design and construction or discontinue products without prior notification.

A NOTE ABOUT PRICING

Please note, pricing is stated per each unit throughout the Price List. Some of our seating products ship with multiple units per carton and this is noted in the Price List.

DELIVERY

Orders will be shipped with normal shipping times. Special requests will be honored if possible. Once production has begun, orders cannot be held for extended delivery. It is the customer's responsibility to accept and store the furniture if there is an installation delay. Grand Rapids Chair Company will not be responsible or liable to purchaser for damages whether incidental, consequential, or otherwise for failure to fill orders, delays in delivery, or any error in filling the order.

FREIGHT

Risk of loss shall pass to the seller upon delivery of goods to a carrier. Grand Rapids Chair Company is not responsible for damage or delays in transit. It is the customer's responsibility to inspect product upon delivery for possible freight damage. It is also the responsibility of the customer to file freight claims for any damaged goods. Claims should be filed with the common carrier immediately upon discovery of such damage. Visible freight damage should be noted on the freight bill prior to taking receipt of the orders. Concealed damage claims must be filed within 5 days of receipt of shipment. C.O.D. shipments are subject to the freight carrier's fees for C.O.D. shipments.

FREIGHT CLASSIFICATIONS

Our products are shipped using the NMFC #80580 and classified by density per the general guidelines noted below:

Category	Freight Classifications
Assembled Wood Chairs	Class #250
Aluminum Chairs	Class #300
Steel Chairs	Class #250
Counter Seats	Class #250
Tables and Bases	Class #70

Freight quotes are valid for 30 days and are subject to change prior to shipment.

HOLDING ORDERS

Grand Rapids Chair is a manufacturing facility, with limited storage space. If the customer requests to change the originally scheduled ship date, the customer will be responsible for applicable storage fees for partially produced and fully finished goods. Grand Rapids Chair will hold an order at no charge for a maximum of 14 calendar days. Any order held more than 14 days after the original ship date will be subject to a charge of \$20 per pallet/day.

UPHOLSTERY INFORMATION

UPHOLSTERY

Prices are based on a solid color 54" wide upholstery. Any upholstery with 3" or greater repeat, length or width, which requires pattern matching, add 10% to overall list price. Thread color will be chosen by factory to match the upholstery as closely as possible, unless otherwise specified.

GRADED-IN PRICING

We have partnered with some of the best fabric partners to offer you easy access and pricing of high-performance textiles. Visit our website at grandrapidschair.com to see our fabric partners and graded-in pricing program.

CUSTOMER'S OWN MATERIAL (C.O.M.) AND CUSTOMER'S OWN LEATHER (C.O.L.)

Please consult the factory prior to placing your C.O.M. or C.O.L. order. We may be able to supply materials at a lower cost due to our volume discounts with the textile mills. All C.O.M. materials should be sent in rolls only, folding can cause adverse and irreversible deformations to some materials, especially leather.

FABRIC APPROVAL PROCESS:

Fabrics for Harper and Full Hurdle must be tested and approved by Grand Rapids Chair prior to production to ensure it meets our high standards for quality. There is no charge for the fabric testing process. A sample swatch must be supplied with the order along with the name of the supplying textile company and a description of the material - including fabric name, number, color and any applied treatments (backing, etc.). We cannot accept responsibility for costs incurred for replacement material if the mill sends the incorrect fabric. Even after preliminary approval, we reserve the right to reject fabrics if necessary when the quality is not satisfactory.

FOR FABRIC APPROVAL, SEND TO:

Grand Rapids Chair Co
c/o Fabric Approval & Account Management Team
Attn: COM Testing Department
1250 84th Street SW
Byron Center, MI 49315
please tag with your purchase order/project ID

All C.O.M. yardage requirements in this price lists are based on 54" wide roll. Yardage is approximate. Add 10% to the yardage requirements if striped or patterned materials are specified, if pattern requires matching, or if width of material is less than 54" wide. For striped, patterned or unique designs, directions on upholstery application must be provided. If no directions are stated on the order or in a subsequent "confirmed and acknowledged" document, we will upholster the product in what we deem to be the most appropriate manner. We assume no responsibility thereafter.

Grand Rapids Chair Company assumes no liability as to the flame retardant qualities of a C.O.M.

For orders with C.O.L., add 10% to the list price of C.O.M. in our price list. Please consult your Account Manager for COL square footage requirements. Square footage requirements are based on an average hide size of 45-50 square feet of clean, usable leather. Irregularities in grain, natural marks or variations in color are to be expected and are normal characteristics of natural luxurious leather, making each piece unique.

Acknowledged ship dates are dependent on time receipt of COM or COL. To hold an acknowledged ship date, we must receive the COM/COL within 3 weeks of the scheduled ship date. Delays in receiving the material will result in the rescheduling of production. We maintain the right to refuse the use of any customer-supplied material or leather that is not suitable due to pattern, stretch, weight or workability.

All C.O.M. must be shipped prepaid and clearly marked with your company name and purchase order number.

CALIFORNIA TECHNICAL BULLETIN 133

Chairs can be constructed to meet California Technical Bulletin 133, call for quote. Testing, sampling and freight charges will apply as required.

SOLID WOOD

Wood is an organic material that undeniably adds warmth to any space. Each species of wood has a unique and naturally occurring pattern that can vary greatly. Due to the complex structure of wood, small knots, piths, pores, rings, etc. may appear and add decorative appeal.



Woodgrain - Maple



Knots



Mirrors

WOOD COLOR & SPECIES

Each species of wood has an innate base color, ranging from white to pinkish, yellow to brown and this impacts the way that stains and paints appear when applied. We primarily work with Beech and Maple wood species for our chairs and table tops. Wood is a natural material and variation will occur in color, grain characteristics and texture.


STANDARD WOOD FINISHES

Available on seating and solid maple tables.

Black-No Grain and White-No Grain finishes are only available on seating products.

Hickory, White Oak, Walnut and Mixed Solid Wood table tops are only available with a natural, clear coat finish.

An asterisk (*) implies the finish is available on TON products (Bentwood, Merano and Leaf). TON's Black finish will show grain.



WOOD STAIN COLOR MATCHING

There is a \$200 net charge to match any wood stain. A physical sample chip must be sent to the Grand Rapids Chair factory for matching. Digital or paper copies will not be accepted. There is no minimum order. If there are any additional glazing operations, please contact Grand Rapids Chair company to be quoted by customer service.

OUTDOOR FINISHES


HDPE OUTDOOR FINISHES

Highly durable outdoor material choices for Bowen and Rita outdoor collections.


High-density polyethylene (HDPE) is a sustainable dimensional wood alternative made primarily from recycled and recyclable plastic. As a high-performance yet low-maintenance material, HDPE is color stable and can withstand the outdoor elements and will never splinter, crack or chip. HDPE is 100% recyclable.



Birchwood



Coastal Grey



Walnut



Black

STEEL & ALUMINUM

We hand-tailor, cope and braze all joints to add even more stability, exceeding strength and durability standards and customer expectations. Powder coating is a type of coating that is applied as a free-flowing, dry powder. The coating is applied electrostatically and is then cured under heat to allow it to flow and form a "skin." It is used to create a hard finish that is tougher than conventional paint.

STANDARD METAL FINISHES



Finishes marked with "*" implies that High Gloss Clear Coat is also applied to finish.

PREMIUM METAL FINISHES

Not finding the perfect color in our standard metal finishes? No problem. Through our Color Finder program, you can choose from over 150 RAL colors that can be applied to any of our metal chairs, barstools, or table bases. Pricing is based on quantity. Please allow an additional 5 business days to a product's standard published lead times at time of order. Get the details on this program by calling, emailing, or visiting our website.

- Call 1.616.774.0561
- Email orderentry@grandrapidschair.com

STANDARD TON FABRICS

Did you fall in love with our Merano, or Leaf Collections? Choose between the standard graded-in fabric options below or contact your Account Managers to learn about our C.O.M. program.

GRAIN

Soft and supple to the touch with proven durability.



Composition	Abrasion Resistance	Sustainability
Surface: 94% Polyurethane, 6% Silicone Underlay: 100% Polyester	200,000 Double Rubs	REACH

CURA

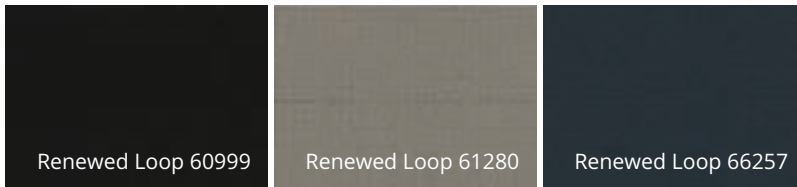
A two-colored melange upholstery fabric made from 100% post-consumer recycled polyester. It fuses modern performance with a warm, casual aesthetics and a soft, voluminous touch.



Composition	Abrasion Resistance	Sustainability
100% Recycled Polyester	100,000 Double Rubs	OEKO-TEX EU Ecolabel

RENEWED LOOP

A game-changing innovation based on textile-to-textile recycling and carefully crafted from a blend of recycled textile waste and post-consumer recycled polyester. 100% recycled and fully recyclable, Renewed Loop closes the loop and creates a circular system in which textile waste is eliminated and materials are recycled again and again.



Composition	Abrasion Resistance	Sustainability
100% post-consumer/post-industrial recycled polyester (contains 3-10% textile waste)	100,000 Double Rubs	OEKO-TEX EU Ecolabel

DISTRESSING

Giving chairs that lived-in look requires a little extra attention. We hand-distress each one, just to your liking in either light or heavy, using a mixture of both traditional and unconventional wood working techniques.



Light Distressing



Heavy Distressing

UPHOLSTERY DETAILS

Select models, can be complemented with decorative nails. Refer to individual product pages for upcharge.



Nailhead Colors:



Brass #12



Antique Bronze #37



Matte Silver #10



Antique Pewter #41

NAILHEAD COBBLER SEAT

Nailhead trim is applied to a wood seat leaving an irregular wood perimeter around the upholstery material.

NAILHEAD WATERFALL COBBLER SEAT

Nailhead trim is applied to a wood seat leaving a wood perimeter on the back and two sides of the seat. The upholstery material wraps over the front of the seat completing the waterfall appearance.

NAILHEAD SURROUND BACK

Nailhead trim is applied to the outside edges of the upholstery material located on the back side of the chair.

NAILHEAD TRIM SURROUNDING FRONT LEGS ON PULLMAN SEAT

Nailhead trim is applied around the front and side edges of the front legs on Pullman style applications.

WELTING

Welting, often referred to as piping, is a fabric-covered cord positioned on the corners and edges of upholstered pieces that restricts contact with the sewn seams, acting as a buffer to abrasions as the furniture is used.

BOXED SEAT

A sewn upholstery cover is pulled over thicker foam to produce a built up seat. Typically 2" tall. Boxed seats are not available on nesting chairs.

WEBBED SEAT

Commercial grade webbing is installed over custom plywood panels. This option adds additional comfort and longevity to any seat.

CALIFORNIA TECHNICAL BULLETIN 133

Chairs can be constructed to meet California Technical Bulletin 133, call for quote. Testing, sampling and freight charges will apply as required.

SEATING: PERSONALIZATION OPTIONS

HANDHOLD CUT-OUT

Many of our chairs and barstools can be customized with a handhold cut-out. Available on solid wood and upholstered options.

ENGRAVING & LASER CUT-OUTS



Laser Cut-Out - Wood



Laser Engraving - Wood



Laser Cut-Out - Metal

Custom laser cut-outs and engraving adds a personal touch to your space. From logos to unique designs, we can do it all. Pricing for custom work must be discussed with the factory and vary depending on graphics/designs and the size of the project. Cut-out back graphics and laser engraved projects require a minimum quantity order of 10 units. Add a graphic setup fee of \$150 net per image, per order on projects with proper artwork. Acceptable vectorized formats for artwork include: .cdr, .dwg, .pdf, or .stp files. Artwork and a copy of the image for reference should be emailed to your account manager.

Add \$30 list per side for each 6" x 6" or smaller engraving. Email your account manager to confirm pricing or to obtain pricing on larger images. The engraved image is back filled with customer's choice of black, silver, or gold. Other colors are available with small up-charge.

Add \$80 list per cut out, per chair/barstool. Email your account manager to confirm capabilities and pricing.

*The edges of the cut-out are colored in dark brown which remains visible especially when chairs are finished in some light colors.

Standard Back Fill Colors:



Black



Silver



Gold

REQUIRED TO ORDER:

Please be sure to provide all necessary information prior to submitting your order.

CARPET/SOFT FLOOR SURFACES

- A metal glide works well since it does not catch on the pile. If carpeted area is wet-cleaned frequently with furniture left in place, rusting could occur.
- A plastic/nylon glide works equally as well on soft or carpeted surfaces.

HARD RESILIENT FLOOR SURFACES

Concrete, ceramic or porcelain tile, traditional VCT (vinyl composite tile) and hardwood, etc.

- Plastic/nylon glides are recommended as the most versatile – across soft and hard floors. Over time, dirt can become embedded and therefore floors should be regularly cleaned.
- Felt will provide the easiest and most silent movement and works well on floors that are not wet cleaned. However, felt naturally hardens over time and this coupled with dirt than can embed itself into felt over time, will scratch floors.
- Metal is not recommended on vinyl floors that are waxed as they will leave streaking.

SOFTER RESILIENT FLOOR SURFACES

Most LVT (luxury vinyl tile) manufacturers have warnings against dragging furniture across the floor. While the surface does not scratch, the cushioned backing allows for indentations in the surface which will appear as scratches in certain angles/light. While plastic/nylon glides are preferred, it can still mar the surface of LVT. The LVT manufacturer's instructions for care and use must be followed.

STEEL SEATING

- Most steel seating solutions have plastic/nylon glides – suitable for both soft and hard surfaces.

ALUMINUM SEATING

- Standard with premium swivel metal glides that have noise dampening feature. Other material glide options can be quoted through specials.

WOOD SEATING

- Metal glides are standard and recommended for soft or carpeted surfaces.
- Premium metal glides have noise dampening feature and are recommended for soft or carpeted surfaces.
- Premium felt glides are recommended for hardwood and other delicate surfaces that are not wet cleaned.
- Premium plastic glides are recommended for both hard + soft surfaces.

WOOD SEATING

ANDY LOUNGE CHAIR



ABOUT THIS COLLECTION

The Andy Lounge Chair is available with or without arms.

STANDARD FEATURES

- Solid European Beech frame
- Upholstered seat features 2" of high resilience foam
- Metal carpet glides
- Technical Bulletin CAL 117 fire retardant upholstery

PERSONALIZATION OPTIONS

- The table to the right explains all of the available options for the Andy Collection.
- Metal glides are best for carpeted surfaces
- Premium Plastic Glides are universal and can work across most hard + soft surfaces
- Premium Felt Glides are suitable for wood surfaces that are not wet cleaned. Felt naturally hardens over time and dirt becomes embedded, reducing its benefits over time.

OPTIONS	PAGE	ADD TO LIST PRICE
CAL 133	11	Call for Quote
Premium Felt Glide	-	\$3
Premium Plastic Glide	-	\$3
Light Distressing on Chairs	14	\$38
Heavy Distressing on Chairs	14	\$38



W2625

ANDY LOUNGE

MODEL	COM	GRADE 1	GRADE 2	GRADE 3	GRADE 4	GRADE 5
W2625	1803	2007	2058	2109	2160	2210

Overall Height: 29" Seat Height: 15" Overall Depth: 30" Overall Width: 26"
 C.O.M.: 3 yd Shipping Weight/Chair: 35# No. Per Carton: 1



W2625A

ANDY LOUNGE WITH ARMS

MODEL	COM	GRADE 1	GRADE 2	GRADE 3	GRADE 4	GRADE 5
W2625A	2165	2369	2420	2471	2522	2572

Overall Height: 29" Seat Height: 15" Overall Depth: 30" Overall Width: 28"
 C.O.M.: 3 yd Shipping Weight/Chair: 35# No. Per Carton: 1



ABOUT THIS COLLECTION

Crafted from solid wood, Bennett's exaggerated angles convey strength and durability, while rounded details soften the edges — creating a harmonious silhouette that is never overpowering. This collection includes a chair, counter stool, barstool and lounge with multiple upholstery options.

STANDARD FEATURES

- Beech Frame
- Chair and stools available in all wood or multiple upholstery options.
- Partially upholstered seat and inner back options feature 1/2" foam and exposed wood edges
- Lounge is available with partially upholstered seat and inner back, with 3/4" foam and exposed wood edges.
- CAL 117 fire retardant upholstery materials
- Stainless steel footrest cover on stools
- Metal carpet glides

PERSONALIZATION OPTIONS

- The table to the right explains all of the available options for the Bennett Collection.
- Metal glides are best for carpeted surfaces
- Premium Plastic Glides are universal and can work across most hard + soft surfaces
- Premium Felt Glides are suitable for wood surfaces that are not wet cleaned. Felt naturally hardens over time and dirt becomes embedded, reducing its benefits over time.

OPTIONS

ADD TO LIST PRICE

Light Distressing on Chairs	\$38
Heavy Distressing on Chairs	\$38
Light Distressing on Stools	\$50
Heavy Distressing on Stools	\$50
Premium Plastic Glide	\$3
Premium Felt Glide	\$3



W540-21

WOOD CHAIR

WOOD							
MODEL	WOOD						
W540-11	861						
WOOD WITH PARTIALLY UPHOLSTERED SEAT AND WOOD BACK							
MODEL	YARDAGE	COM	GRADE 1	GRADE 2	GRADE 3	GRADE 4	GRADE 5
W540-21	0.6	981	1022	1032	1042	1052	1062
WOOD WITH PARTIALLY UPHOLSTERED SEAT AND BACK							
MODEL	YARDAGE	COM	GRADE 1	GRADE 2	GRADE 3	GRADE 4	GRADE 5
W540-22	0.6	1056	1097	1107	1117	1127	1137

Overall Height: 31" Overall Depth: 21" Overall Width: 18.5" No. Per Carton: 1
 Seat Height: 18.5"
 Shipping Weight/Chair: 22.6#



W540CH-22

WOOD COUNTER STOOL

WOOD							
MODEL	WOOD						
W540CH-11	1089						
WOOD WITH PARTIALLY UPHOLSTERED SEAT AND WOOD BACK							
MODEL	YARDAGE	COM	GRADE 1	GRADE 2	GRADE 3	GRADE 4	GRADE 5
W540CH-21	0.6	1209	1250	1260	1270	1280	1290
WOOD WITH PARTIALLY UPHOLSTERED SEAT AND BACK							
MODEL	YARDAGE	COM	GRADE 1	GRADE 2	GRADE 3	GRADE 4	GRADE 5
W540CH-22	0.6	1284	1325	1335	1345	1355	1365

Overall Height: 34.5" Overall Depth: 20" Overall Width: 18.5" No. Per Carton: 1
 Seat Height: 24"
 Shipping Weight/Chair: 23.9#



W540BS-22

WOOD BARSTOOL

WOOD							
MODEL	WOOD						
W540BS-11	1064						
WOOD WITH PARTIALLY UPHOLSTERED SEAT AND WOOD BACK							
MODEL	YARDAGE	COM	GRADE 1	GRADE 2	GRADE 3	GRADE 4	GRADE 5
W540BS-21	0.6	1184	1225	1235	1245	1255	1265
WOOD WITH PARTIALLY UPHOLSTERED SEAT AND BACK							
MODEL	YARDAGE	COM	GRADE 1	GRADE 2	GRADE 3	GRADE 4	GRADE 5
W540BS-22	0.6	1259	1300	1310	1320	1330	1340

Overall Height: 40.5" Overall Depth: 20" Overall Width: 19.5" No. Per Carton: 1
 Seat Height: 30.25"
 Shipping Weight/Chair: 24.8#



W541

WOOD LOUNGE

WOOD WITH PARTIALLY UPHOLSTERED SEAT AND BACK

MODEL	YARDAGE	COM	GRADE 1	GRADE 2	GRADE 3	GRADE 4	GRADE 5
W541-22	0.7	1598	1646	1658	1669	1681	1693

Overall Height: 27.5" Overall Depth: 25.5" Overall Width: 22" No. Per Carton: 1

Seat Height: 16.5"

Shipping Weight/Chair: 27.1#



ABOUT THIS COLLECTION

The Bentwood Classics Collection includes chairs, armchairs, counter height barstools, backless barstools, and barstools.

STANDARD FEATURES

- Solid European Beech frame
- Steam bent Beech wood
- Choose from our standard TON approved finishes
- Beech veneer seat or upholstered seats available
- Teflon glides

PERSONALIZATION OPTIONS

• The table to the right explains all of the available options for the Bentwood Classics Collection.

OPTIONS	PAGE	ADD TO LIST PRICE
Nailhead Seat Treatment on Upholstered Seat	11	\$60
Premium Felt Glide	-	\$3
Counter Height Option Available	-	\$25



B014-VEN

NO. 14 CHAIR

MODEL	WOOD
B014-VEN	828

Overall Height: 33.25" Seat Height: 18.25" Overall Depth: 20.25" Overall Width: 16"
 Shipping Weight/Chair: 20# No. Per Carton: 2



B014-UPH

NO. 14 CHAIR

MODEL	SELECT VINYL	COM	GRADE 1	GRADE 2	GRADE 3	GRADE 4	GRADE 5
B014-UPH	995	940	974	982	991	999	1008

Overall Height: 33.25" Seat Height: 18.25" Overall Depth: 20.25" Overall Width: 16"
 C.O.M.: .5 yd Shipping Weight/Chair: 20# No. Per Carton: 2



B018-VEN

NO. 18 CHAIR

MODEL	WOOD
B018-VEN	845

Overall Height: 33.25" Seat Height: 18.25" Overall Depth: 20.25" Overall Width: 16"
 Shipping Weight/Chair: 20# No. Per Carton: 2



B018-UPH

NO. 18 CHAIR

MODEL	SELECT VINYL	COM	GRADE 1	GRADE 2	GRADE 3	GRADE 4	GRADE 5
B018-UPH	1047	971	1005	1013	1022	1030	1039

Overall Height: 33.25" Seat Height: 18.25" Overall Depth: 20.25" Overall Width: 16"
 C.O.M.: .5 yd Shipping Weight/Chair: 20# No. Per Carton: 2



B018BS-VEN

NO. 18 BARSTOOL

MODEL	WOOD
B018BS-VEN	1083

Overall Height: 43.5" Seat Height: 30" Overall Depth: 19.75" Overall Width: 16"
 Shipping Weight/Chair: 25# No. Per Carton: 1



B018BS-UPH

NO. 18 BARSTOOL

MODEL	SELECT VINYL	COM	GRADE 1	GRADE 2	GRADE 3	GRADE 4	GRADE 5
B018BS-UPH	1163	1203	1237	1245	1254	1262	1271

Overall Height: 43.5" Seat Height: 31" Overall Depth: 19.75" Overall Width: 16"
 C.O.M.: .5 yd Shipping Weight/Chair: 25# No. Per Carton: 1



B030A-VEN

NO. 30 ARMCHAIR

MODEL	WOOD
B030A-VEN	935

Overall Height: 31" Seat Height: 18.25" Overall Depth: 22.5" Overall Width: 19" Arm Height: 27.5"
 Arm Width: 21.5" Shipping Weight/Chair: 20# No. Per Carton: 1



B030A-UPH

NO. 30 ARMCHAIR

MODEL	SELECT VINYL	COM	GRADE 1	GRADE 2	GRADE 3	GRADE 4	GRADE 5
B030A-UPH	1155	1090	1141	1154	1166	1179	1192

Overall Height: 30" Seat Height: 18.25" Overall Depth: 22.5" Overall Width: 19" Arm Height: 26.75"
 Arm Width: 21.5" C.O.M.: .75 yd Shipping Weight/Chair: 20# No. Per Carton: 1



B033A-UPH-BK

NO. 33 ARMCHAIR

MODEL	SELECT VINYL	COM	GRADE 1	GRADE 2	GRADE 3	GRADE 4	GRADE 5
B033A-UPH-BK	1773	1661	1746	1767	1788	1810	1831

Overall Height: 31" Seat Height: 18.25" Overall Depth: 22.5" Overall Width: 19" Arm Height: 27.25"
 Arm Width: 21.5" C.O.M.: 1.25 yd Shipping Weight/Chair: 20# No. Per Carton: 1



B073BS-VEN

NO. 73 BARSTOOL

MODEL	WOOD
B073BS-VEN	953

Overall Height: 31" Seat Height: 31" Overall Depth: 18.5" Overall Width: 18.5"
 Shipping Weight/Chair: 25# No. Per Carton: 1



B073BS-UPH

NO. 73 BARSTOOL

MODEL	SELECT VINYL	COM	GRADE 1	GRADE 2	GRADE 3	GRADE 4	GRADE 5
B073BS-UPH	1153	1073	1124	1137	1149	1162	1175

Overall Height: 31" Seat Height: 31" Overall Depth: 18.5" Overall Width: 18.5"

C.O.M.: .75 yd Shipping Weight/Chair: 25# No. Per Carton: 1



B763-UPH

NO. 763 CHAIR

MODEL	SELECT VINYL	COM	GRADE 1	GRADE 2	GRADE 3	GRADE 4	GRADE 5
B763-UPH	989	912	963	976	988	1001	1014

Overall Height: 31" Seat Height: 18.25" Overall Depth: 18.75" Overall Width: 18"

C.O.M.: .75 yd Shipping Weight/Chair: 20# No. Per Carton: 2



ABOUT THIS COLLECTION

The Brooke Collection includes a chair, counter height stool, and a barstool. This wood seating collection features a simple slatted back and multiple upholstery options.

STANDARD FEATURES

- Beech frame
- Available as all wood chair or with multiple upholstery variations
- 21 Partially Upholstered Seat features 1/2" foam and exposed wood edges
- 31 Fully Upholstered Seat features 3/4" foam on seat
- 33 Fully Upholstered Seat and Back features 3/4" foam on seat and 1/2" foam on back
- Metal bracket on dining chair can be painted in any powder coat finish
- CAL 117 fire resistant upholstery materials
- Stainless steel footrest protector on counter and barstools
- Metal carpet glides

PERSONALIZATION OPTIONS

- The table to the right explains all of the available options for the Brooke Collection.
- Metal glides are best for carpeted surfaces
- Premium Plastic Glides are universal and can work across most hard + soft surfaces
- Premium Felt Glides are suitable for wood surfaces that are not wet cleaned. Felt naturally hardens over time and dirt becomes embedded, reducing its benefits over time.

OPTIONS

OPTIONS	PAGE	ADD TO LIST PRICE
Premium Felt Glide	-	\$3
Premium Plastic Glide	-	\$3
CAL 133	11	Call for Quote
Light Distressing on Chairs	14	\$38
Heavy Distressing on Chairs	14	\$38
Light Distressing on Barstools	14	\$50
Heavy Distressing on Barstools	14	\$50

UPHOLSTERY OPTIONS



21 Partially Upholstered Seat



31 Fully Upholstered Seat



33 Fully Upholstered Seat and Back



W522-11

BROOKE CHAIR

WOOD SEAT

MODEL	WOOD
W522-11	911

PARTIALLY UPHOLSTERED SEAT

MODEL	YARDAGE	COM	GRADE 1	GRADE 2	GRADE 3	GRADE 4	GRADE 5
W522-21	0.4	990	1017	1024	1031	1038	1044

FULLY UPHOLSTERED SEAT

MODEL	YARDAGE	COM	GRADE 1	GRADE 2	GRADE 3	GRADE 4	GRADE 5
W522-31	0.5	1086	1120	1128	1137	1145	1154

FULLY UPHOLSTERED SEAT & BACK

MODEL	YARDAGE	COM	GRADE 1	GRADE 2	GRADE 3	GRADE 4	GRADE 5
W522-33	1.0	1104	1172	1189	1206	1223	1240

Overall Height: 30.5" Overall Depth: 20.71" Overall Width: 19.1" No. Per Carton: 2

Seat Height: W520-11 19", W520-W-21 19.5", W520-W-31 19.5", W520-33 19.5"

Shipping Weight/Chair: 10#



W520CH-11

BROOKE COUNTER HEIGHT STOOL

WOOD SEAT

MODEL	WOOD
W520CH-11	946

PARTIALLY UPHOLSTERED SEAT

MODEL	YARDAGE	COM	GRADE 1	GRADE 2	GRADE 3	GRADE 4	GRADE 5
W520CH-21	0.4	1039	1067	1074	1081	1088	1095

FULLY UPHOLSTERED SEAT

MODEL	YARDAGE	COM	GRADE 1	GRADE 2	GRADE 3	GRADE 4	GRADE 5
W520CH-31	0.5	1074	1108	1117	1126	1134	1143

FULLY UPHOLSTERED SEAT & BACK

MODEL	YARDAGE	COM	GRADE 1	GRADE 2	GRADE 3	GRADE 4	GRADE 5
W520CH-33	1.0	1168	1236	1253	1270	1287	1304

Overall Height: W520CH-11 34", W520CH-21 34", W520CH-31 34", W520CH-33 36"

Overall Depth: 19.6" Overall Width: 18.4" No. Per Carton: 1

Seat Height: W520CH-11 25.5", W520CH-21 26", W520CH-31 26", W520CH-33 26"

Shipping Weight/Chair: 12#



W520BS-11

BROOKE BARSTOOL

WOOD SEAT

MODEL	WOOD
W520BS-11	930

PARTIALLY UPHOLSTERED SEAT

MODEL	YARDAGE	COM	GRADE 1	GRADE 2	GRADE 3	GRADE 4	GRADE 5
W520BS-21	0.4	1022	1050	1057	1064	1071	1078

FULLY UPHOLSTERED SEAT

MODEL	YARDAGE	COM	GRADE 1	GRADE 2	GRADE 3	GRADE 4	GRADE 5
W520BS-31	0.5	1056	1090	1099	1108	1116	1125

FULLY UPHOLSTERED SEAT & BACK

MODEL	YARDAGE	COM	GRADE 1	GRADE 2	GRADE 3	GRADE 4	GRADE 5
W520BS-33	1.0	1148	1216	1233	1250	1267	1284

Overall Height: W520BS-11 40", W520BS-21 40", W520BS-31 40", W520BS-33 42"

Overall Depth: 20.6" Overall Width: 19.7" No. Per Carton: 1

Seat Height: W520BS-11 31.5", W520BS-21 32", W520BS-31 32", W520BS-33 32"

Shipping Weight/Chair: 13#

DYLAN BENCH



ABOUT THIS COLLECTION

Dylan Benches are offered in multiple sizes in solid wood or laminate construction.

STANDARD FEATURES

- 1.5" Solid Maple or laminate
- Metal mitered-corner bracket available in any standard powder coat color
- CAL 117 fire retardant upholstery materials
- Black height-adjustable, non-skid glide
- 1/2" Thick free state foam; grade 2580

PERSONALIZATION OPTIONS

- The table to the right explains all of the available options for the Dylan Collection.

OPTIONS	PAGE	ADD TO LIST PRICE
Light Distressing	14	Call For Quote
Heavy Distressing	14	Call For Quote



DYL-B

DYLAN 22" BENCH

MODEL	WOOD	COM	GRADE 1	GRADE 2	GRADE 3	GRADE 4	GRADE 5
DYL-B-SW-172217	2948	3138	3189	3202	3214	3227	3240

MODEL	LAMINATE	COM	GRADE 1	GRADE 2	GRADE 3	GRADE 4	GRADE 5
DYL-B-LAM-172217	2702	2887	2938	2951	2963	2976	2989

Overall Height: 17" Seat Height: 17" Overall Depth: 17" Overall Width: 22"
 C.O.M.: .75 yd Shipping Weight/Chair: 40# No. Per Carton: 1



DYL-B

DYLAN 48" BENCH

MODEL	WOOD	COM	GRADE 1	GRADE 2	GRADE 3	GRADE 4	GRADE 5
DYL-B-SW-174817	3142	3318	3386	3403	3420	3437	3454

MODEL	LAMINATE	COM	GRADE 1	GRADE 2	GRADE 3	GRADE 4	GRADE 5
DYL-B-LAM-174817	3025	3209	3277	3294	3311	3328	3345

Overall Height: 17" Seat Height: 17" Overall Depth: 17" Overall Width: 48"
 C.O.M.: 1 yd Shipping Weight/Chair: 55# No. Per Carton: 1



DYL-B

DYLAN 54" BENCH

MODEL	WOOD	COM	GRADE 1	GRADE 2	GRADE 3	GRADE 4	GRADE 5
DYL-B-SW-175417	3314	3902	4004	4029	4055	4080	4106

MODEL	LAMINATE	COM	GRADE 1	GRADE 2	GRADE 3	GRADE 4	GRADE 5
DYL-B-LAM-175417	3137	3321	3423	3448	3474	3499	3525

Overall Height: 17" Seat Height: 17" Overall Depth: 17" Overall Width: 54"
 C.O.M.: 1.5 yd Shipping Weight/Chair: 60# No. Per Carton: 1



DYL-B

DYLAN 66" BENCH

MODEL	WOOD	COM	GRADE 1	GRADE 2	GRADE 3	GRADE 4	GRADE 5
DYL-B-SW-176617	3398	3590	3709	3739	3768	3798	3828

MODEL	LAMINATE	COM	GRADE 1	GRADE 2	GRADE 3	GRADE 4	GRADE 5
DYL-B-LAM-176617	3329	3514	3633	3663	3692	3722	3752

Overall Height: 17" Seat Height: 17" Overall Depth: 17" Overall Width: 66"

C.O.M.: 1.75 yd Shipping Weight/Chair: 70# No. Per Carton: 1



DYL-B

DYLAN 78" BENCH

MODEL	WOOD	COM	GRADE 1	GRADE 2	GRADE 3	GRADE 4	GRADE 5
DYL-B-SW-177817	3524	3711	3847	3881	3915	3949	3983

MODEL	LAMINATE	COM	GRADE 1	GRADE 2	GRADE 3	GRADE 4	GRADE 5
DYL-B-LAM-177817	3460	3644	3780	3814	3848	3882	3916

Overall Height: 17" Seat Height: 17" Overall Depth: 17" Overall Width: 78"

C.O.M.: 2 yd Shipping Weight/Chair: 80# No. Per Carton: 1



DYL-B

DYLAN 90" BENCH

MODEL	WOOD	COM	GRADE 1	GRADE 2	GRADE 3	GRADE 4	GRADE 5
DYL-B-SW-179017	3765	3950	4103	4141	4179	4217	4256

MODEL	LAMINATE	COM	GRADE 1	GRADE 2	GRADE 3	GRADE 4	GRADE 5
DYL-B-LAM-179017	3668	3850	4003	4041	4079	4117	4156

Overall Height: 17" Seat Height: 17" Overall Depth: 17" Overall Width: 90"

C.O.M.: 2.25 yd Shipping Weight/Chair: 90# No. Per Carton: 1



ABOUT

Hugh is a wooden chair with a simple, Shaker-style design.

STANDARD FEATURES

- Solid European Beech frame
- Metal carpet glides

PERSONALIZATION OPTIONS

- The table to the right explains all of the available options for the Hugh Collection.
- Metal glides are best for carpeted surfaces
- Premium Plastic Glides are universal and can work across most hard + soft surfaces
- Premium Felt Glides are suitable for wood surfaces that are not wet cleaned. Felt naturally hardens over time and dirt becomes embedded, reducing its benefits over time.

OPTIONS

OPTIONS	PAGE	ADD TO LIST PRICE
Light Distressing on Chairs	14	\$38
Heavy Distressing on Chairs	14	\$38
Premium Felt Glide	-	\$3
Premium Plastic Glide	-	\$3



W515

HUGH CHAIR

MODEL	WOOD
-------	------

W515	677
------	-----

Overall Height: 33" Seat Height: 18" Overall Depth: 23" Overall Width: 18"

Shipping Weight/Chair: 13# No. Per Carton: 2



ABOUT THIS COLLECTION

The Leaf collection includes chairs, counter height stools, and barstools.

STANDARD FEATURES

- Available in Beech with standard TON stains or available in European Oak in natural finish only
- CAL 117 fire retardant upholstery materials
- Available in all wood or with upholstered seat and back
- Teflon glides

PERSONALIZATION OPTIONS

- The table to the right explains all of the available options for the Leaf collection.
- COM is available with extended lead time.
- Please reference TON Fabrics for standard upholstery options.

OPTIONS	PAGE	ADD TO LIST PRICE
Premium felt glide	-	\$3



W437

LEAF CHAIR

MODEL	BEECH	EUROPEAN OAK
W437-11 – Wood Seat & Back	1252	1712
W437-22 – C.O.M.	Call for Quote	Call for Quote
W437-22 – Upholstered Seat & Back, Standard Upholstery	1801	2091

Overall Height: 31.5" Seat Height: 18" Overall Depth: 20.5" Overall Width: 19.8"
 C.O.M.: .75 yd Shipping Weight/Chair: 18# No. Per Carton: 2



W437CH

LEAF COUNTER STOOL

MODEL	BEECH	EUROPEAN OAK
W437CH-11 – Wood Seat & Back	1845	2567
W437CH-22 – C.O.M.	Call for Quote	Call for Quote
W437CH-22 – Upholstered Seat & Back, Standard Upholstery	2494	2912

Overall Height: 36.5" Seat Height: 24" Overall Depth: 20.5" Overall Width: 19.8"
 C.O.M.: .75 yd Shipping Weight/Chair: 12# No. Per Carton: 1



W437BS

LEAF BARSTOOL

MODEL	BEECH	EUROPEAN OAK
W437BS-11 – Wood Seat & Back	1790	2499
W437BS-22 – C.O.M.	Call for Quote	Call for Quote
W437BS-22 – Upholstered Seat & Back, Standard Upholstery	2407	2829

Overall Height: 43.5" Seat Height: 30" Overall Depth: 20" Overall Width: 20.5"
 C.O.M.: .75 yd Shipping Weight/Chair: 14# No. Per Carton: 1



ABOUT THIS COLLECTION

The Merano By TON Collection includes chairs, armchairs, counter height barstools, and barstools.

STANDARD FEATURES

- Solid European Beech frame, available in any standard TON finishes
- Available in European Oak or American Walnut in natural finish only
- CAL 117 fire retardant upholstery materials
- Available in all wood or with upholstered seat and back
- Teflon glides
- Standard fabric program available for quicker lead times. Please see website for fabric detail.
- Merano Chairs stack four high
- Stools come with stainless steel footrest

PERSONALIZATION OPTIONS

- The table to the right explains all of the available options for the TON Collection.
- COM is available with extended lead time - call for quote.
- Please reference TON Fabrics for standard upholstery options on page 10.

OPTIONS	PAGE	ADD TO LIST PRICE
Premium felt glide	-	\$3



W400SC

MERANO CHAIR

MODEL	BEECH	EUROPEAN OAK	AMERICAN WALNUT
W400SC – Wood Seat & Back	1041	1322	2687
W400SC – Upholstered Seat & Back, Standard Upholstery	1396	1613	2958

Overall Height: 31" Seat Height: 18" Overall Depth: 17" Overall Width: 17"
 C.O.M.: 1 yd Shipping Weight/Chair: 26# No. Per Carton: 2



W400AC

MERANO ARMCHAIR

MODEL	BEECH	EUROPEAN OAK	AMERICAN WALNUT
W400AC – Wood Seat & Back	1268	1588	3490
W400AC – Upholstered Seat & Back, Standard Upholstery	1464	1880	3720

Overall Height: 31" Seat Height: 18" Overall Depth: 15" Overall Width: 19"
 C.O.M.: 1 yd Shipping Weight/Chair: 30# No. Per Carton: 1



W400CH

MERANO BARSTOOL — 24" COUNTER HEIGHT

MODEL	BEECH	EUROPEAN OAK	AMERICAN WALNUT
W400CH – Wood Seat & Back	1250	1644	3795
W400CH – Upholstered Seat & Back, Standard Upholstery	1587	1918	3777

Overall Height: 32" Seat Height: 24" Overall Depth: 14" Overall Width: 17"
 C.O.M.: 1 yd Shipping Weight/Chair: 26# No. Per Carton: 1



W400BS

MERANO BARSTOOL — 30" BARSTOOL

MODEL	BEECH	EUROPEAN OAK	AMERICAN WALNUT
W400BS – Wood Seat & Back	1250	1644	3795
W400BS – Upholstered Seat & Back, Standard Upholstery	1587	1918	3777

Overall Height: 39" Seat Height: 30" Overall Depth: 14" Overall Width: 17"
 C.O.M.: 1 yd Shipping Weight/Chair: 26# No. Per Carton: 1



ABOUT THIS COLLECTION

The Sigsbee Collection includes a chair, counter height stool, and a barstool. This wood seating collection features a simple slatted back and multiple upholstery options.

STANDARD FEATURES

- Beech Frame
- Available as all wood or with multiple upholstery variations
- Upholstered seat features 1/2" foam and exposed wood edges
- Upholstered back features 1/2" thick foam
- Nylon straps with metal buckles in brass or black
- CAL 117 fire resistant upholstery materials
- Stainless steel footrest protector on counter and barstools
- Metal carpet glides
- Nylon Straps come in Black, Olive Drab, Pacific Blue, and Khaki. Ask customer service to see samples.

PERSONALIZATION OPTIONS

- The table to the right explains all of the available options for the Sigsbee Collection.
- Leather straps are available in black, dark brown and brown as an option.
- Metal glides are best for carpeted surfaces
- Premium Plastic Glides are universal and can work across most hard + soft surfaces
- Premium Felt Glides are suitable for wood surfaces that are not wet cleaned. Felt naturally hardens over time and dirt becomes embedded, reducing its benefits over time.

OPTIONS

OPTIONS	PAGE	ADD TO LIST PRICE
Light Distressing on Chairs	11	\$38
Heavy Distressing on Chairs	11	\$38
Light Distressing on Barstools	11	\$50
Heavy Distressing on Barstools	11	\$50
CAL 133	11	Call for Quote
Premium Felt Glide		\$3
Premium Plastic Glide		\$3
Leather Straps		\$175



W530

WOOD CHAIR

WOOD

MODEL	WOOD
-------	------

W530-11	801
---------	-----

WOOD WITH PARTIALLY UPHOLSTERED SEAT PAD

MODEL	YARDAGE	COM	GRADE 1	GRADE 2	GRADE 3	GRADE 4	GRADE 5
-------	---------	-----	---------	---------	---------	---------	---------

W530-21	0.7	964	1012	1023	1035	1047	1059
---------	-----	-----	------	------	------	------	------

WOOD WITH PARTIALLY UPHOLSTERED SEAT PAD AND BACK PAD

MODEL	YARDAGE	COM	GRADE 1	GRADE 2	GRADE 3	GRADE 4	GRADE 5
-------	---------	-----	---------	---------	---------	---------	---------

W530-22	1.2	1086	1169	1190	1210	1231	1252
---------	-----	------	------	------	------	------	------

Overall Height: 32.7" Overall Depth: 19.5" Overall Width: 17.6" No. Per Carton: 2

Seat Height: 18"

Shipping Weight/Chair: 17#



W530CH

WOOD COUNTER STOOL

WOOD

MODEL	WOOD
-------	------

W530CH-11	968
-----------	-----

WOOD WITH PARTIALLY UPHOLSTERED SEAT PAD

MODEL	YARDAGE	COM	GRADE 1	GRADE 2	GRADE 3	GRADE 4	GRADE 5
-------	---------	-----	---------	---------	---------	---------	---------

W530CH-21	0.7	1181	1229	1240	1252	1264	1276
-----------	-----	------	------	------	------	------	------

WOOD WITH PARTIALLY UPHOLSTERED SEAT PAD AND BACK PAD

MODEL	YARDAGE	COM	GRADE 1	GRADE 2	GRADE 3	GRADE 4	GRADE 5
-------	---------	-----	---------	---------	---------	---------	---------

W530CH-22	1.2	1307	1390	1411	1431	1452	1473
-----------	-----	------	------	------	------	------	------

Overall Height: 37.2" Overall Depth: 20.2" Overall Width: 17.6" No. Per Carton: 1

Seat Height: 24"

Shipping Weight/Chair: 33#



W530BS

WOOD BARSTOOL

WOOD

MODEL	WOOD
-------	------

W530BS-11	954
-----------	-----

WOOD WITH PARTIALLY UPHOLSTERED SEAT PAD

MODEL	YARDAGE	COM	GRADE 1	GRADE 2	GRADE 3	GRADE 4	GRADE 5
-------	---------	-----	---------	---------	---------	---------	---------

W530BS-21	0.7	1163	1211	1222	1234	1246	1258
-----------	-----	------	------	------	------	------	------

WOOD WITH PARTIALLY UPHOLSTERED SEAT PAD AND BACK PAD

MODEL	YARDAGE	COM	GRADE 1	GRADE 2	GRADE 3	GRADE 4	GRADE 5
-------	---------	-----	---------	---------	---------	---------	---------

W530BS-22	1.2	1292	1375	1396	1416	1437	1458
-----------	-----	------	------	------	------	------	------

Overall Height: 43.2" Overall Depth: 21.2" Overall Width: 17.6" No. Per Carton: 1

Seat Height: 30.3"

Shipping Weight/Chair: 33#



ABOUT THIS COLLECTION

The Wood Melissa 504 Collection includes chairs, nesting chairs, armchairs, and barstools.

STANDARD FEATURES

- Solid European Beech frame
- Available in multiple upholstery variations
- Upholstered variations feature 2" of high resilience foam (seat treatment increases seat height by 1" but relaxes over a short period of time)
- Wood seats made of 1" saddle ply
- Webbed seat construction is standard for all upholstery variation seat treatments
- Technical Bulletin CAL 117 fire retardant upholstery
- Stainless steel footrest protector on barstools
- Metal carpet glides
- WN504 nests five high

PERSONALIZATION OPTIONS

- The table to the right explains all of the available options for the Wood Melissa 504 Collection.
 - Cut-out back graphics and laser engraved graphics should not exceed 6" x 6". Minimum quantity required of 10 units.
 - Nailhead Cobbler Seat only available on standard models or V12, V15, and V16 models.
 - Nailhead Waterfall Cobbler Seat only available on standard models or V12, V15, and V16 models.
 - Boxed seats are not available on nesting chairs.
 - Metal glides are best for carpeted surfaces
 - Premium Plastic Glides are universal and can work across most hard + soft surfaces
 - Premium Felt Glides are suitable for wood surfaces that are not wet cleaned. Felt naturally hardens over time and dirt becomes embedded, reducing its benefits over time.
- *Indicates the front and back of the chair back is upholstered.

OPTIONS	PAGE	ADD TO LIST PRICE
Cut-Out Design	12	\$80
Engraved Back	12	\$30/Side
Nailhead Cobbler Seat	11	\$60
Nailhead Waterfall Cobbler Seat	11	\$60
Nailhead Surround Back	11	\$60
Nailhead Trim Surrounding Front Legs on Pullman Seats	11	\$30
Handhold	12	\$80
Welting	11	\$15/Seat, \$15/Back
Boxed Seat	11	\$25
Reduce Barstool Seat Height to 24"	-	\$25
CAL 133	11	Call for Quote
Premium Felt Glide	-	\$3
Premium Plastic Glide	-	\$3
Light Distressing on Chairs	14	\$38
Heavy Distressing on Chairs	14	\$38
Light Distressing on Barstools	14	\$50
Heavy Distressing on Barstools	14	\$50



W504

WOOD MELISSA CHAIR

MODEL	WOOD	COM	GRADE 1	GRADE 2	GRADE 3	GRADE 4	GRADE 5
W504	726	661	692	699	707	714	722

Overall Height: 35" Seat Height: 18" Overall Depth: 19.5" Overall Width: 17.5"
 C.O.M.: .45 yd Shipping Weight/Chair: 26# No. Per Carton: 2

WOOD MELISSA CHAIR — UPHOLSTERY OPTIONS

MODEL	COM	GRADE 1	GRADE 2	GRADE 3	GRADE 4	GRADE 5	TOTAL YARDAGE
W504-V21	865	916	929	941	954	967	0.75
W504-V12	865	933	950	967	984	1001	1
W504-V15*	877	962	983	1004	1026	1047	1.25
W504-V16*	893	995	1020	1046	1071	1097	1.5
W504-V22	970	1055	1076	1097	1119	1140	1.25
W504-V25*	1048	1150	1175	1201	1226	1252	1.5
W504-V26*	1048	1150	1175	1201	1226	1252	1.5

Overall Height: 35" Seat Height: 18" Overall Depth: 19.5" Overall Width: 17.5"
 Shipping Weight/Chair: 26# No. Per Carton: 2



W504-V21
Seat Treatment



W504-V12
Back Treatment



W504-V15
Back Treatment



W504-V16
Back Treatment



W504-V22
Combo Treatment



W504-V25
Combo Treatment



W504-V26
Combo Treatment



WN504

WOOD MELISSA NESTING CHAIR

MODEL	COM	GRADE 1	GRADE 2	GRADE 3	GRADE 4	GRADE 5
WN504	780	811	818	826	833	841

Overall Height: 35" Seat Height: 18" Overall Depth: 19.5" Overall Width: 17.5"
 C.O.M.: .45 yd Shipping Weight/Chair: 26# No. Per Carton: 2



W504A

WOOD MELISSA ARMCHAIR

MODEL	WOOD	COM	GRADE 1	GRADE 2	GRADE 3	GRADE 4	GRADE 5
W504A	839	772	803	810	818	825	833

Overall Height: 35" Seat Height: 18" Overall Depth: 19.5" Overall Width: 17.5" Arm Height: 26.5"
 C.O.M.: .45 yd Shipping Weight/Chair: 26# No. Per Carton: 1

WOOD MELISSA ARMCHAIR — UPHOLSTERY OPTIONS

MODEL	COM	GRADE 1	GRADE 2	GRADE 3	GRADE 4	GRADE 5	TOTAL YARDAGE
W504A-V21	978	1029	1042	1054	1067	1080	0.75
W504A-V12	978	1046	1063	1080	1097	1114	1
W504A-V15*	988	1073	1094	1115	1137	1158	1.25
W504A-V16*	1005	1107	1132	1158	1183	1209	1.5
W504A-V22	1082	1167	1188	1209	1231	1252	1.25
W504A-V25*	1159	1261	1286	1312	1337	1363	1.5
W504A-V26*	1159	1261	1286	1312	1337	1363	1.5

Overall Height: 35" Seat Height: 18" Overall Depth: 19.5" Overall Width: 17.5" Arm Height: 26.5"
 Shipping Weight/Chair: 26# No. Per Carton: 1



W504A-V21
Seat Treatment



W504A-V12
Back Treatment



W504A-V15
Back Treatment



W504A-V16
Back Treatment



W504A-V22
Combo Treatment



W504A-V25
Combo Treatment



W504A-V26
Combo Treatment



W504BS

WOOD MELISSA BARSTOOL

MODEL	WOOD	COM	GRADE 1	GRADE 2	GRADE 3	GRADE 4	GRADE 5
W504BS	907	841	872	879	887	894	902

Overall Height: 44.25" Seat Height: 29.75" Overall Depth: 18.5" Overall Width: 17.5"
 C.O.M.: .45 yd Shipping Weight/Chair: 32# No. Per Carton: 1

WOOD MELISSA BARSTOOL — UPHOLSTERY OPTIONS

MODEL	COM	GRADE 1	GRADE 2	GRADE 3	GRADE 4	GRADE 5	TOTAL YARDAGE
W504BS-V21	1044	1095	1108	1120	1133	1146	0.75
W504BS-V12	1044	1112	1129	1146	1163	1180	1
W504BS-V15*	1058	1143	1164	1185	1207	1228	1.25
W504BS-V16*	1015	1117	1142	1168	1193	1219	1.5
W504BS-V22	1150	1235	1256	1277	1299	1320	1.25
W504BS-V25*	1169	1271	1296	1322	1347	1373	1.5
W504BS-V26*	1227	1329	1354	1380	1405	1431	1.5

Overall Height: 44.25" Seat Height: 29.75" Overall Depth: 18.5" Overall Width: 17.5"
 Shipping Weight/Chair: 32# No. Per Carton: 1



W504BS-V21
Seat Treatment



W504BS-V12
Back Treatment



W504BS-V15
Back Treatment



W504BS-V16
Back Treatment



W504BS-V22
Combo Treatment



W504BS-V25
Combo Treatment



W504BS-V26
Combo Treatment

STEEL SEATING

ALFRED COLLECTION



ABOUT THIS COLLECTION

The Alfred Collection includes a chair, counter height stool, and a barstool. This collection features a fully upholstered seat and back.

STANDARD FEATURES

- Steel tube frame
- Premium plastic glides
- Technical Bulletin CAL 117 fire retardant upholstery materials
- Seat, back pad, and outer back panel can be upholstered in up to 3 different fabrics
- Counter and barstool models come standard with stainless steel footrest

PERSONALIZATION OPTIONS

- Alfred can be specified in up to three different fabrics. Pricing will be based off the fabric with the highest grade. See below for upholstery options for fabric locations.

OPTIONS

CAL 133

PAGE

11

ADD TO LIST PRICE

Call for Quote

UPHOLSTERY OPTIONS



Outer Back Panel



Inner Panel



Seat



Full Upholstered -
One Fabric



385-33

ALFRED CHAIR

MODEL	YARDAGE (1 FABRIC)	COM	GRADE 1	GRADE 2	GRADE 3	GRADE 4	GRADE 5
385-33	2	925	1061	1095	1129	1163	1197

Overall Height: 32.2" Seat Height: 18.8" Overall Depth: 22.4" Overall Width: 20.4"
 Shipping Weight/Chair: 19# No. Per Carton: 1 Full Upholstery (one fabric) COM: 2 yds
 Seat Upholstery COM: .8 yds Inner Back Upholstery COM: .7 yds Outer Back Upholstery COM: .7 yds



385CH-33

ALFRED COUNTER STOOL

MODEL	YARDAGE (1 FABRIC)	COM	GRADE 1	GRADE 2	GRADE 3	GRADE 4	GRADE 5
385CH-33	2	1023	1159	1193	1227	1261	1295

Overall Height: 35.5" Seat Height: 25" Overall Depth: 20.5" Overall Width: 19.9"
 Shipping Weight/Chair: 21.8# No. Per Carton: 1 Full Upholstery (one fabric) COM: 2 yds
 Seat Upholstery COM: .8 yds Inner Back Upholstery COM: .46 yds Outer Back Upholstery COM: .46 yds



385BS-33

ALFRED BARSTOOL

MODEL	YARDAGE (1 FABRIC)	COM	GRADE 1	GRADE 2	GRADE 3	GRADE 4	GRADE 5
385BS-33	2	1008	1144	1178	1212	1246	1280

Overall Height: 41.45" Seat Height: 31" Overall Depth: 20.5" Overall Width: 19.9"
 Shipping Weight/Chair: 22.6# No. Per Carton: 1 Full Upholstery (one fabric) COM: 2 yds
 Seat Upholstery COM: .8 yds Inner Back Upholstery COM: .46 yds Outer Back Upholstery COM: .46 yds



ABOUT THIS COLLECTION

The Ava Collection includes chair height, counter height, and bar height upholstered stools available in freestanding, core-drilled, or bolt-down variations.

STANDARD FEATURES

- Webbed seat construction is standard
- 2" of high resilience foam on all models
- 3" round metal column with 1/4" steel base
- Felt glides
- Technical Bulletin CAL 117 fire retardant upholstery materials

PERSONALIZATION OPTIONS

- The table to the right explains all of the available options for the Ava Collection.
- A fabric width less than 54" will require either an additional vertical seam or a "railroaded" application of the material. Thread color will be chosen by the factory to match the upholstery as closely as possible, unless otherwise specified. Choose between white, black, beige, dark grey, or beaver.
- Foot ring standard on counter and bar height models. Subtract \$65 list for products without foot rings.
- Consult with your architect or general contractor for proper installation of bolt-down and core-drilled models, attachment varies by floor construction. Floor-mounting hardware and installation instructions are not included.

OPTIONS

OPTIONS	PAGE	ADD TO LIST PRICE
CAL 133	11	Call for Quote
Add Premium Adjustable Glides	-	\$30



1400 Free Standing/
1401 Bolt-down/
1402 Core-drilled

AVA CHAIR HEIGHT STOOL

MODEL	COM	GRADE 1	GRADE 2	GRADE 3	GRADE 4	GRADE 5
1400	845	930	951	972	994	1015
1401	845	930	951	972	994	1015
1402	845	930	951	972	994	1015

Overall Height: 20" Seat Height: 20" Overall Depth: 18" Overall Width: 18"
C.O.M.: 1.25 yd Shipping Weight/Chair: 26# No. Per Carton: 1



1400CH-FR Free Standing/
1401CH Bolt-down/
1402CH-FR Core-drilled

AVA COUNTER HEIGHT STOOL

MODEL	COM	GRADE 1	GRADE 2	GRADE 3	GRADE 4	GRADE 5
1400CH-FR	1096	1181	1202	1223	1245	1266
1401CH	1096	1181	1202	1223	1245	1266
1402CH-FR	1096	1181	1202	1223	1245	1266

Overall Height: 25" Seat Height: 25" Overall Depth: 19" Overall Width: 19"
C.O.M.: 1.25 yd Shipping Weight/Chair: 26# No. Per Carton: 1



1400BS-FR Free Standing/
1401BS-FR Bolt-down/
1402BS-FR Core-drilled

AVA BAR HEIGHT BARSTOOL

MODEL	COM	GRADE 1	GRADE 2	GRADE 3	GRADE 4	GRADE 5
1400BS-FR	1167	1252	1273	1294	1316	1337
1401BS-FR	1167	1252	1273	1294	1316	1337
1402BS-FR	1167	1252	1273	1294	1316	1337

Overall Height: 30" Seat Height: 30" Overall Depth: 19" Overall Width: 19"
C.O.M.: 1.25 yd Shipping Weight/Chair: 26# No. Per Carton: 1

BOWEN INDOOR BENCH



ABOUT THIS COLLECTION

Designed for Indoor use, the Bowen Bench features power coated steel base with a solid wood or laminate seat. Designed to pair with Bowen Communal Tables and tuck under the table when not in use.

STANDARD FEATURES

- Seat surface has soft, 2.5" radius corners and available in solid wood or laminate with exposed ply edges
- Steel base in your choice of metal finish
- Seat height: 18"
- Plastic adjustable glides

Required to Order

1. Model Number and Description
2. Wood or Laminate Table Top Finish
3. If Laminate, a wood finish is required for
IPWFlat edge
4. Powder Coat Finish



BBN-16-41-RTR-18

BOWEN INDOOR BENCH

MODEL	MAPLE	HICKORY, WHITE OAK	WALNUT, MIXED WOOD	LAMINATE OVERLAY
BBN-16-41-RTR-18	1568	2222	2468	1418
BBN-16-53-RTR-18	1792	2539	2821	1642
BBN-16-64-RTR-18	2015	2856	3172	1865

Overall Height: 18" Overall Depth: 16"

Overall Length: BBN-16-41-RTR-18 41", BBN-16-53-RTR-18 53", BBN-16-64-RTR-18 64"

Shipping Weight/Chair: #

BOWEN OUTDOOR BENCH



ABOUT THIS COLLECTION

Bowen outdoor bench features a powder coated steel frame with slatted seat in durable materials for the outdoors. Designed to pair with Bowen communal tables and tuck under the table when not in use. The soft, radius corners and edge profile on the seat ensure it is comfortable to move around.

STANDARD FEATURES

- Seat surface available in HDPE materials suitable for the outdoors.
- HDPE is a sustainable dimensional wood alternative made primarily from recycled and recyclable plastic. It is a high-performance, low maintenance material that is color stable and will never splinter, crack nor chip.
- Seat height: 18"
- Soft, 2.5" radius corners on the seat
- Steel frame in your choice of metal finish
- Plastic glides

Required to Order

1. Model Number and Description
2. Seat Material and Finish
3. Metal Frame Finish

Example:

Example: BWB-16-53-18, Bowen Bench, 16x63x18, HDPE Walnut Seat, Olive Green Frame

Notes & Tips

- * Assembly required
- * High gloss or low gloss clear coat not available on Bowen Bench



BWB-16-41-RTR-18

BOWEN OUTDOOR BENCH

MODEL	HDPE
BWB-16-41-RTR-18	1624
BWB-16-53-RTR-18	1856
BWB-16-64-RTR-18	2087

Overall Height: 18" Overall Depth: 16"
 Overall Length: BWB-16-41-RTR-18 41", BWB-16-53-RTR-18 53", BWB-16-64-RTR-18 64"
 Shipping Weight/Chair: #

BRADY COLLECTION



ABOUT THIS COLLECTION

The Brady Collection includes chairs, barstools, and backless barstools in both bar and counter height varieties.

STANDARD FEATURES

- Brazed, coped and sanded welds
- 1.125" Solid European Beech seat and back
- Fully Upholstered Seat available
- Nylon glides
- Steel seat tabs
- CAL 117 fire retardant upholstery materials
- C.O.M. yardage is for upholstered seat option, upholstered back is not available

PERSONALIZATION OPTIONS

- The table to the right explains all of the available options for the Brady Collection.

OPTIONS	PAGE	ADD TO LIST PRICE
Premium Metal Glides	-	\$8
Light Distressing on Wood Backs	11	\$18
Heavy Distressing on Wood Backs	11	\$18
Light Distressing on Wood Seats	11	\$18
Heavy Distressing on Wood Seats	11	\$18
Handhold Cut-Out in Backless Stools	12	\$80



250-11

BRADY CHAIR

WOOD SEAT & BACK

MODEL	WOOD
250-11	705

FULLY UPHOLSTERED SEAT & WOOD BACK

MODEL	COM	GRADE 1	GRADE 2	GRADE 3	GRADE 4	GRADE 5
250-31	691	735	746	757	768	779

Overall Height: 34" Seat Height: 18" Overall Depth: 20" Overall Width: 17"
 C.O.M.: .5 yd Shipping Weight/Chair: 21# No. Per Carton: 2



250CH-11

BRADY COUNTER STOOL

WOOD SEAT & BACK

MODEL	WOOD
250CH-11	810

FULLY UPHOLSTERED SEAT & WOOD BACK

MODEL	COM	GRADE 1	GRADE 2	GRADE 3	GRADE 4	GRADE 5
250CH-31	788	832	843	854	865	876

Overall Height: 37" Seat Height: 24" Overall Depth: 20" Overall Width: 17"
 C.O.M.: .5 yd Shipping Weight/Chair: 26# No. Per Carton: 1



250BS-11

BRADY BARSTOOL

WOOD SEAT & BACK

MODEL	WOOD
250BS-11	827

FULLY UPHOLSTERED SEAT & WOOD BACK

MODEL	COM	GRADE 1	GRADE 2	GRADE 3	GRADE 4	GRADE 5
250BS-31	807	851	862	873	884	895

Overall Height: 44" Seat Height: 30" Overall Depth: 21.24" Overall Width: 17"
 C.O.M.: .5 yd Shipping Weight/Chair: 27# No. Per Carton: 1



6250CH-10

BRADY BACKLESS COUNTER STOOL

WOOD SEAT

MODEL	WOOD
6250CH-10	623

FULLY UPHOLSTERED SEAT

MODEL	COM	GRADE 1	GRADE 2	GRADE 3	GRADE 4	GRADE 5
6250CH-30	601	625	631	637	643	649

Overall Height: 24" Seat Height: 24" Overall Depth: 16.2" Overall Width: 14"
 C.O.M.: .35 yd Shipping Weight/Chair: 18# No. Per Carton: 1



6250BS-10

BRADY BACKLESS BARSTOOL

WOOD SEAT

MODEL	WOOD
6250BS-10	640

FULLY UPHOLSTERED SEAT

MODEL	COM	GRADE 1	GRADE 2	GRADE 3	GRADE 4	GRADE 5
6250BS-30	618	642	648	654	660	666

Overall Height: 30" Seat Height: 30" Overall Depth: 17" Overall Width: 14"
 C.O.M.: .35 yd Shipping Weight/Chair: 21# No. Per Carton: 1



ABOUT THIS COLLECTION

The Felix Collection includes chairs and barstools, available in either a wood or laminate shell. Designed by John Kaloustian.

STANDARD FEATURES

- Two-piece formed plywood shell
- 14-gauge steel tube frame
- Upholstered options have 1.5" high resilience foam
- Available with wood or laminate shells
- Felix shell grommets are painted to match frame finish
- Nylon glides
- Technical Bulletin CAL 117 fire retardant upholstery materials are standard
- Chairs stack five high

PERSONALIZATION OPTIONS

- The table to the right explains all of the available options for the Felix Collection.
- Special laminate orders under 50 pc. are subject to a one time, \$350 NET set-up fee. For orders over 50 pc., call for quote.
- Cut-out back graphics and laser engraved graphics should not exceed 5" x 5". Minimum orders of 10 or more. Cut-out orders less than 10, call for quote.
- Upholstery options are available in either Fully Upholstered (FU) or Partially Upholstered (PU). Please work with your Account Manager on pricing.

OPTIONS

OPTIONS	PAGE	ADD TO LIST PRICE
Reduce Barstool Seat Height to 24"	-	\$10
Premium Metal Glides	-	\$3
Cut-Out Design	12	\$80
Engraved Back	12	\$30/Side

LAMINATE OPTIONS

Laminate shell pricing includes select standard laminates from Formica and Wilsonart, listed on chart directly below. These select standard laminates are readily available and in stock by our supplier.

Formica	Style Number	Wilsonart	Style Number
White	949-58	Beige	1530-60
Antique White	932-58	Black	1595-60
Natural Birch	7481-58	Designer White	D354-60
Fog	961-58	Dove Grey	D92-60
Storm	912-58	Fashion Grey	D381-60
Acajou Mahogany	7008-43	Natural Almond	D30-60
Amber Maple	7012-58	Frosty White	1573-60
Natural Maple	756-58	Grey	1500-60
Natural Oak	346-58	Haze	D97-60
Select Cherry	7759-43	Khaki Brown	D50-60
Wild Cherry	5904-58	Northsea	D90-60
		Pepperdust	D327-60
		Slate Grey	D91-60
		Wallaby	D439-60
		Amber Cherry	7919K-78
		Bannister Oak	7806-60
		Kensington Maple	10776-60
		Manitoba Maple	7911-60
		Natural Pear	7061-60
		Wild Cherry	7054-60

Please note, orders for fewer than 10-like shells will have an \$85.00 set-up charge. We do accept special laminates. If laminates are chosen that are outside our selected standards, please keep these guidelines in mind:

- Pricing and lead times will vary depending on laminate chosen – call for quote
- Laminate needs to be vertical grade
- Sheets available in 5' x 12' size will have the best yield
- Cannot use High Gloss Laminates
- If you choose a patterned laminate, please note that the pattern consistency will vary from shell to shell



FELIX WOOD CHAIR

WOOD	
MODEL	WOOD
990-11	802

WOOD – PARTIALLY UPHOLSTERED SEAT							
MODEL	YARDAGE	COM	GRADE 1	GRADE 2	GRADE 3	GRADE 4	GRADE 5
990-21	0.75	892	943	956	968	981	994

WOOD – PARTIALLY UPHOLSTERED SEAT & BACK							
MODEL	YARDAGE	COM	GRADE 1	GRADE 2	GRADE 3	GRADE 4	GRADE 5
990-22	1.25	1016	1101	1122	1143	1165	1186

Overall Height: 33" Seat Height: 18" Overall Depth: 20" Overall Width: 20"
 Shipping Weight/Chair: 22# No. Per Carton: 2

990



FELIX WOOD BARSTOOL

WOOD	
MODEL	WOOD
990BS-11	999

WOOD – PARTIALLY UPHOLSTERED SEAT							
MODEL	YARDAGE	COM	GRADE 1	GRADE 2	GRADE 3	GRADE 4	GRADE 5
990BS-21	0.75	985	1036	1049	1061	1074	1087

WOOD – PARTIALLY UPHOLSTERED SEAT & BACK							
MODEL	YARDAGE	COM	GRADE 1	GRADE 2	GRADE 3	GRADE 4	GRADE 5
990BS-22	1.25	1095	1180	1201	1222	1244	1265

Overall Height: 45" Seat Height: 30" Overall Depth: 20" Overall Width: 20"
 Shipping Weight/Chair: 30# No. Per Carton: 1

990BS



FELIX LAMINATE CHAIR

LAMINATE	
MODEL	LAMINATE
991-44	911

LAMINATE – PARTIALLY UPHOLSTERED SEAT							
MODEL	YARDAGE	COM	GRADE 1	GRADE 2	GRADE 3	GRADE 4	GRADE 5
991-54	0.75	998	1049	1062	1074	1087	1100

LAMINATE – PARTIALLY UPHOLSTERED SEAT & BACK							
MODEL	YARDAGE	COM	GRADE 1	GRADE 2	GRADE 3	GRADE 4	GRADE 5
991-22	1.25	1134	1219	1240	1261	1283	1304

Overall Height: 33" Seat Height: 18" Overall Depth: 20" Overall Width: 20"
 Shipping Weight/Chair: 22# No. Per Carton: 2

991



FELIX LAMINATE BARSTOOL

LAMINATE	
MODEL	LAMINATE
991BS-44	998

LAMINATE – PARTIALLY UPHOLSTERED SEAT							
MODEL	YARDAGE	COM	GRADE 1	GRADE 2	GRADE 3	GRADE 4	GRADE 5
991BS-54	0.75	1094	1145	1158	1170	1183	1196

LAMINATE – PARTIALLY UPHOLSTERED SEAT & BACK							
MODEL	YARDAGE	COM	GRADE 1	GRADE 2	GRADE 3	GRADE 4	GRADE 5
991BS-22	1.25	1210	1295	1316	1337	1359	1380

Overall Height: 45" Seat Height: 30" Overall Depth: 22" Overall Width: 20"
 Shipping Weight/Chair: 30# No. Per Carton: 1

991BS



ABOUT THIS COLLECTION

The Felix Jr. Collection is a slightly smaller, one-piece shell version of the original Felix Collection. Felix Jr. has a steel frame and legs and is available in both wood and laminate shells. The chairs stack five high.

STANDARD FEATURES

- One-piece formed plywood shell
- 14-gauge steel tube frame
- Upholstered options have 1.5" high resilience foam
- Available with wood or laminate shells
- Nylon glides
- Technical Bulletin CAL 117 fire retardant upholstery materials are standard
- Chairs stack five high

PERSONALIZATION OPTIONS

- The table to the right explains all of the available options for the Felix Jr. Collection.
- Special laminate orders under 50 pc. are subject to a one time, \$350 NET set-up fee. For orders over 50 pc., call for quote.
- Call factory for custom cut-outs and custom engraving.

OPTIONS

OPTIONS	PAGE	ADD TO LIST PRICE
Reduce Barstool Seat Height to 24"	-	\$10
Premium Metal Glides	-	\$3
Signature Felix "Smile"	-	\$80
Engraved Back	12	\$30/Side

UPHOLSTERY OPTIONS



20 or 50: Upholstered Seat

LAMINATE OPTIONS

Laminate shell pricing includes select standard laminates from Formica and Wilsonart, listed on chart directly below. These select standard laminates are readily available and in stock by our supplier.

Formica	Style Number	Wilsonart	Style Number
White	949-58	Beige	1530-60
Antique White	932-58	Black	1595-60
Natural Birch	7481-58	Designer White	D354-60
Fog	961-58	Dove Grey	D92-60
Storm	912-58	Fashion Grey	D381-60
Acajou Mahogany	7008-43	Natural Almond	D30-60
Amber Maple	7012-58	Frosty White	1573-60
Natural Maple	756-58	Grey	1500-60
Natural Oak	346-58	Haze	D97-60
Select Cherry	7759-43	Khaki Brown	D50-60
Wild Cherry	5904-58	Northsea	D90-60
		Pepperdust	D327-60
		Slate Grey	D91-60
		Wallaby	D439-60
		Amber Cherry	7919K-78
		Bannister Oak	7806-60
		Kensington Maple	10776-60
		Manitoba Maple	7911-60
		Natural Pear	7061-60
		Wild Cherry	7054-60

Please note, orders for fewer than 10-like shells will have an \$85.00 set-up charge. We do accept special laminates. If laminates are chosen that are outside our selected standards, please keep these guidelines in mind:

- Pricing and lead times will vary depending on laminate chosen – call for quote
- Laminate needs to be vertical grade
- Sheets available in 5' x 12' size will have the best yield
- Cannot use High Gloss Laminates
- If you choose a patterned laminate, please note that the pattern consistency will vary from shell to shell



992

FELIX JR. CHAIR

WOOD							
MODEL	WOOD						
992-10	597						
WOOD – UPHOLSTERED SEAT							
MODEL	YARDAGE	COM	GRADE 1	GRADE 2	GRADE 3	GRADE 4	GRADE 5
992-20	0.45	741	772	779	787	794	802

Overall Height: 32" Seat Height: 19" Overall Depth: 21" Overall Width: 20"
 Shipping Weight/Chair: 14.5# No. Per Carton: 2



992BS

FELIX JR. BARSTOOL

WOOD							
MODEL	WOOD						
992BS-10	677						
WOOD – UPHOLSTERED SEAT							
MODEL	YARDAGE	COM	GRADE 1	GRADE 2	GRADE 3	GRADE 4	GRADE 5
992BS-20	0.45	817	848	855	863	870	878

Overall Height: 44" Seat Height: 30" Overall Depth: 21" Overall Width: 18"
 Shipping Weight/Chair: 18.5# No. Per Carton: 1



993

FELIX JR. CHAIR

LAMINATE							
MODEL	LAMINATE						
993-44	707						
LAMINATE – UPHOLSTERED SEAT							
MODEL	YARDAGE	COM	GRADE 1	GRADE 2	GRADE 3	GRADE 4	GRADE 5
993-50	0.45	848	879	886	894	901	909

Overall Height: 32" Seat Height: 19" Overall Depth: 21" Overall Width: 20"
 Shipping Weight/Chair: 14.5# No. Per Carton: 2



993BS
 (Shown as
 993BS-50)

FELIX JR. BARSTOOL

LAMINATE							
MODEL	LAMINATE						
993BS-44	787						
LAMINATE – UPHOLSTERED SEAT							
MODEL	YARDAGE	COM	GRADE 1	GRADE 2	GRADE 3	GRADE 4	GRADE 5
993BS-50	0.45	880	911	918	926	933	941

Overall Height: 44" Seat Height: 30" Overall Depth: 21" Overall Width: 18"
 Shipping Weight/Chair: 18.5# No. Per Carton: 1

FERDINAND COLLECTION



ABOUT THIS COLLECTION

The Ferdinand Collection includes a chair, counter height stool, and a barstool. This seating collection features a tubular steel frame with multiple upholstery options.

STANDARD FEATURES

- 1.125" tubular steel frame
- Available as all wood or with multiple upholstery variations
- Fully Upholstered seat features 1/2" foam (no wood edge is exposed)
- Fully Upholstered back features 1/2" foam (no wood edge is exposed)
- CAL 117 fire resistant upholstery materials
- Stainless steel footrest protector on counter and barstools
- Polyurethane half dome glides

PERSONALIZATION OPTIONS

- Upholstery options are available.

OPTIONS	PAGE	ADD TO LIST PRICE
Light Distressing on Wood Backs	11	\$18
Heavy Distressing on Wood Backs	11	\$18
Light Distressing on Wood Seats	11	\$18
Heavy Distressing on Wood Seats	11	\$18
CAL 133	11	Call for Quote

UPHOLSTERY OPTIONS



Fully Upholstered
Seat and Back



Fully Upholstered
Seat and Wood
Back



728-33

FERDINAND CHAIR

WOOD SEAT AND BACK

MODEL	WOOD
728-11	754

UPHOLSTERED SEAT AND WOOD BACK

MODEL	YARDAGE	COM	GRADE 1	GRADE 2	GRADE 3	GRADE 4	GRADE 5
728-31	0.75	826	877	890	902	915	928

UPHOLSTERED SEAT AND BACK

MODEL	YARDAGE	COM	GRADE 1	GRADE 2	GRADE 3	GRADE 4	GRADE 5
728-33	1.75	969	1088	1118	1147	1177	1207

Overall Height: 30" Overall Depth: 21.5" Overall Width: 20" No. Per Carton: 2

Seat Height: 19"

Shipping Weight/Chair: 728-11 16.4#, 728-33 18.0#



728CH-11

FERDINAND COUNTER STOOL

WOOD SEAT AND BACK

MODEL	WOOD
728CH-11	818

UPHOLSTERED SEAT AND WOOD BACK

MODEL	YARDAGE	COM	GRADE 1	GRADE 2	GRADE 3	GRADE 4	GRADE 5
728CH-31	0.75	906	957	970	982	995	1008

UPHOLSTERED SEAT AND BACK

MODEL	YARDAGE	COM	GRADE 1	GRADE 2	GRADE 3	GRADE 4	GRADE 5
728CH-33	1.75	1033	1152	1182	1211	1241	1271

Overall Height: 32.3" Overall Depth: 20.9" Overall Width: 19" No. Per Carton: 1

Seat Height: 24"

Shipping Weight/Chair: 728CH-11 18.4#, 728CH-33 20.0#



728BS-11

FERDINAND BARSTOOL

WOOD SEAT AND BACK

MODEL	WOOD
728BS-11	834

UPHOLSTERED SEAT AND WOOD BACK

MODEL	YARDAGE	COM	GRADE 1	GRADE 2	GRADE 3	GRADE 4	GRADE 5
728BS-31	0.75	890	941	954	966	979	992

UPHOLSTERED SEAT AND BACK

MODEL	YARDAGE	COM	GRADE 1	GRADE 2	GRADE 3	GRADE 4	GRADE 5
728BS-33	1.75	1018	1137	1167	1196	1226	1256

Overall Height: 38.25" Overall Depth: 21.8" Overall Width: 19" No. Per Carton: 1

Seat Height: 30"

Shipping Weight/Chair: 728BS-11 19.4#, 728BS-33 21.0#

FULL HURDLE COLLECTION



ABOUT THIS COLLECTION

The Full Hurdle Collection includes a chair, a counter stool, and a barstool. This steel seating collection features steel frame and legs with a formed plywood shell seat.

STANDARD FEATURES

- Steel frame and legs
- Plywood shell
- Available as all wood chair or fully upholstered variation
- Upholstered model features .5" thick foam on seat
- Technical Bulletin CAL 117 fire retardant upholstery
- Stainless steel footrest protector on counter and barstools
- Plastic carpet glides

PERSONALIZATION OPTIONS

- The table to the right explains all of the available options for the Full Hurdle Collection.
- Fabrics must be approved by Grand Rapids Chair Co to ensure it will work with our products properly and meet quality standards.

OPTIONS

CAL 133

PAGE

11

ADD TO LIST PRICE

Call for Quote



332-10

FULL HURDLE CHAIR

WOOD SHELL

MODEL	WOOD
332-10	781

FULLY UPHOLSTERED SHELL

MODEL	YARDAGE	COM	GRADE 1	GRADE 2	GRADE 3	GRADE 4	GRADE 5
332-30	1.25	864	949	970	991	1013	1034

Overall Height: 31.28" Overall Depth: 20.5" Overall Width: 20.5" No. Per Carton: 2
 Shell Height: 18" Width Between Arms: 17"
 Shipping Weight/Chair: 23#



332CH-10

FULL HURDLE COUNTER STOOL

WOOD SHELL

MODEL	WOOD
332CH-10	921

FULLY UPHOLSTERED SHELL

MODEL	YARDAGE	COM	GRADE 1	GRADE 2	GRADE 3	GRADE 4	GRADE 5
332CH-30	1.25	1003	1088	1109	1130	1152	1173

Overall Height: 38.28" Overall Depth: 20.5" Overall Width: 20.7" No. Per Carton: 1
 Shell Height: 24" Width Between Arms: 17"
 Shipping Weight/Chair: 22#



332BS-10

FULL HURDLE BARSTOOL

WOOD SHELL

MODEL	WOOD
332BS-10	937

FULLY UPHOLSTERED SHELL

MODEL	YARDAGE	COM	GRADE 1	GRADE 2	GRADE 3	GRADE 4	GRADE 5
332BS-30	1.25	1020	1105	1126	1147	1169	1190

Overall Height: 44.28" Overall Depth: 20.5" Overall Width: 20.7" No. Per Carton: 1
 Shell Height: 30" Width Between Arms: 17"
 Shipping Weight/Chair: 24#

HARPER COLLECTION



ABOUT THIS COLLECTION

The Harper Collection includes a chair, counter height stool, barstool, and a lounge. Harper features multiple types of bases including an X-base, four-leg base and an A-frame stacker. This collection also features partially upholstered or fully wrapped upholstery, on either wood or laminate shells.

STANDARD FEATURES

- Steel tube frame
- Available in wood or laminate shells
- Technical Bulletin CAL 117 fire retardant upholstery materials
- Upholstered models feature 1/2" thick foam
- 272 models stack four high
- Premium plastic glides used on models 271, 272, 271CH, and 271BS
- Standard Nylon sled glides used on models 270, 273, 270CH, and 270BS

PERSONALIZATION OPTIONS

- The table to the right explains all of the available options for the Harper Collection.
- Textured finishes are not suggested for stacking chairs.
- Cut-out back graphics and laser engraved graphics should not exceed 6" x 6". Minimum quantity required of 10 units.
- Call for extended lead time on fully upholstered Harper models if order quantity is over 20 pcs. Options are available to offer Fully Upholstered (FU) or Partially Upholstered (PU). Please work with your Account Manager on pricing.
- Fabrics must be approved by Grand Rapids Chair Co to ensure it will work with our products properly and meet quality standards.

OPTIONS

OPTIONS	PAGE	ADD TO LIST PRICE
CAL 133	11	Call for Quote
Cut-Out Design	12	\$80
Engraved Back	12	\$30/Side

UPHOLSTERY OPTIONS



20 or 50 Partially Upholstered



30 Fully Upholstered

LAMINATE OPTIONS

Laminate shell pricing includes select standard laminates from Formica and Wilsonart, listed on chart directly below. These select standard laminates are readily available and in stock by our supplier.

Formica	Style Number	Wilsonart	Style Number
White	949-58	Beige	1530-60
Antique White	932-58	Black	1595-60
Natural Birch	7481-58	Designer White	D354-60
Fog	961-58	Dove Grey	D92-60
Storm	912-58	Fashion Grey	D381-60
Acajou Mahogany	7008-43	Natural Almond	D30-60
Amber Maple	7012-58	Frosty White	1573-60
Natural Maple	756-58	Grey	1500-60
Natural Oak	346-58	Haze	D97-60
Select Cherry	7759-43	Khaki Brown	D50-60
Wild Cherry	5904-58	Northsea	D90-60
		Pepperdust	D327-60
		Slate Grey	D91-60
		Wallaby	D439-60
		Amber Cherry	7919K-78
		Bannister Oak	7806-60
		Kensington Maple	10776-60
		Manitoba Maple	7911-60
		Natural Pear	7061-60
		Wild Cherry	7054-60

Please note, orders for fewer than 10-like shells will have an \$85.00 set-up charge. We do accept special laminates. If laminates are chosen that are outside our selected standards, please keep these guidelines in mind:

- Pricing and lead times will vary depending on laminate chosen – call for quote
- Laminate needs to be vertical grade
- Sheets available in 5' x 12' size will have the best yield
- Cannot use High Gloss Laminates
- If you choose a patterned laminate, please note that the pattern consistency will vary from shell to shell



270

HARPER CHAIR — X-BASE

WOOD							
MODEL	WOOD						
270-10	866						
WOOD – PARTIALLY UPHOLSTERED							
MODEL	YARDAGE	COM	GRADE 1	GRADE 2	GRADE 3	GRADE 4	GRADE 5
270-20	0.4	941	968	975	982	989	995
FULLY UPHOLSTERED							
MODEL	YARDAGE	COM	GRADE 1	GRADE 2	GRADE 3	GRADE 4	GRADE 5
270-30	1.0	1167	1235	1252	1269	1286	1303
LAMINATE							
MODEL	LAMINATE						
270-40	957						
LAMINATE – PARTIALLY UPHOLSTERED							
MODEL	YARDAGE	COM	GRADE 1	GRADE 2	GRADE 3	GRADE 4	GRADE 5
270-50	0.4	1033	1060	1067	1074	1081	1087

Overall Height: 31.52" Overall Depth: 20.38" Overall Width: 17.33" No. Per Carton: 2

Seat Height: 270-10 18.8", 270-20 19.5", 270-30 19.5", 270-40 18.8", 270-50 19.5"

Shipping Weight/Chair: 270-10 32.64#, 270-20 35.4#, 270-30 37#, 270-40 32.64#, 270-50 35.4#



270CH

HARPER COUNTER HEIGHT STOOL — X-BASE

WOOD							
MODEL	WOOD						
270CH-10	863						
WOOD – PARTIALLY UPHOLSTERED							
MODEL	YARDAGE	COM	GRADE 1	GRADE 2	GRADE 3	GRADE 4	GRADE 5
270CH-20	0.4	938	965	972	979	986	992
FULLY UPHOLSTERED							
MODEL	YARDAGE	COM	GRADE 1	GRADE 2	GRADE 3	GRADE 4	GRADE 5
270CH-30	0.8	1164	1218	1232	1245	1259	1273
LAMINATE							
MODEL	LAMINATE						
270CH-40	955						
LAMINATE – PARTIALLY UPHOLSTERED							
MODEL	YARDAGE	COM	GRADE 1	GRADE 2	GRADE 3	GRADE 4	GRADE 5
270CH-50	0.4	1045	1072	1079	1086	1093	1099

Overall Height: 33.21" Overall Depth: 17.88" Overall Width: 16.07" No. Per Carton: 1

Seat Height: 270CH-10 25.98", 270CH-20 26.62", 270CH-30 26.62", 270CH-40 25.89", 270CH-50 26.62"

Shipping Weight/Chair: 270CH-10 18.4#, 270CH-20 19.35#, 270CH-30 20#, 270CH-40 18.4#, 270CH-50 19.35#



HARPER BAR HEIGHT STOOL — X-BASE

WOOD							
MODEL	WOOD						
270BS-10	877						
WOOD – PARTIALLY UPHOLSTERED							
MODEL	YARDAGE	COM	GRADE 1	GRADE 2	GRADE 3	GRADE 4	GRADE 5
270BS-20	0.4	954	981	988	995	1002	1008
FULLY UPHOLSTERED							
MODEL	YARDAGE	COM	GRADE 1	GRADE 2	GRADE 3	GRADE 4	GRADE 5
270BS-30	0.8	1178	1232	1246	1259	1273	1287
LAMINATE							
MODEL	LAMINATE						
270BS-40	970						
LAMINATE – PARTIALLY UPHOLSTERED							
MODEL	YARDAGE	COM	GRADE 1	GRADE 2	GRADE 3	GRADE 4	GRADE 5
270BS-50	0.4	1045	1072	1079	1086	1093	1099

Overall Height: 34.9" Overall Depth: 16.8" Overall Width: 16.02" No. Per Carton: 1
 Seat Height: 270BS-10 30.2", 270BS-20 31.13", 270BS-30 31.13", 270BS-40 30.47", 270BS-50 31.13"
 Shipping Weight/Chair: 270BS-10 18.22#, 270BS-20 20.58#, 270BS-30 21.5#, 270BS-40 18.22#, 270BS-50 20.58#



HARPER CHAIR — 4-LEG

WOOD							
MODEL	WOOD						
271-10	791						
WOOD – PARTIALLY UPHOLSTERED							
MODEL	YARDAGE	COM	GRADE 1	GRADE 2	GRADE 3	GRADE 4	GRADE 5
271-20	0.4	866	893	900	907	914	920
FULLY UPHOLSTERED							
MODEL	YARDAGE	COM	GRADE 1	GRADE 2	GRADE 3	GRADE 4	GRADE 5
271-30	1.0	1092	1160	1177	1194	1211	1228
LAMINATE							
MODEL	LAMINATE						
271-40	882						
LAMINATE – PARTIALLY UPHOLSTERED							
MODEL	YARDAGE	COM	GRADE 1	GRADE 2	GRADE 3	GRADE 4	GRADE 5
271-50	0.4	957	984	991	998	1005	1011

Overall Height: 31.82" Overall Depth: 20.38" Overall Width: 17.29" No. Per Carton: 2
 Seat Height: 271-10 19.09", 271-20 19.66", 271-30 19.66", 271-40 19.09", 271-50 19.66"
 Shipping Weight/Chair: 271-10 31.58#, 271-20 34.14#, 271-30 36#, 271-40 31.58#, 271-50 34.14#



271CH

HARPER COUNTER HEIGHT STOOL — 4-LEG

WOOD							
MODEL	WOOD						
271CH-10	788						
WOOD – PARTIALLY UPHOLSTERED							
MODEL	YARDAGE	COM	GRADE 1	GRADE 2	GRADE 3	GRADE 4	GRADE 5
271CH-20	0.4	863	890	897	904	911	917
FULLY UPHOLSTERED							
MODEL	YARDAGE	COM	GRADE 1	GRADE 2	GRADE 3	GRADE 4	GRADE 5
271CH-30	0.8	1090	1144	1158	1171	1185	1199
LAMINATE							
MODEL	LAMINATE						
271CH-40	877						
LAMINATE – PARTIALLY UPHOLSTERED							
MODEL	YARDAGE	COM	GRADE 1	GRADE 2	GRADE 3	GRADE 4	GRADE 5
271CH-50	0.4	953	980	987	994	1001	1007

Overall Height: 33.45" Overall Depth: 17.27" Overall Width: 16.2" No. Per Carton: 1

Seat Height: 271CH-10 26.12", 271CH-20 26.81", 271CH-30 26.81", 271CH-40 26.12", 271CH-50 26.81"

Shipping Weight/Chair: 271CH-10 19.46#, 271CH-20 20.3#, 271CH-30 21#, 271CH-40 19.46#, 271CH-50 20.3#



271BS

HARPER BAR HEIGHT STOOL — 4-LEG

WOOD							
MODEL	WOOD						
271BS-10	802						
WOOD – PARTIALLY UPHOLSTERED							
MODEL	YARDAGE	COM	GRADE 1	GRADE 2	GRADE 3	GRADE 4	GRADE 5
271BS-20	0.4	877	904	911	918	925	931
FULLY UPHOLSTERED							
MODEL	YARDAGE	COM	GRADE 1	GRADE 2	GRADE 3	GRADE 4	GRADE 5
271BS-30	0.8	1105	1159	1173	1186	1200	1214
LAMINATE							
MODEL	LAMINATE						
271BS-40	895						
LAMINATE – PARTIALLY UPHOLSTERED							
MODEL	YARDAGE	COM	GRADE 1	GRADE 2	GRADE 3	GRADE 4	GRADE 5
271BS-50	0.4	970	997	1004	1011	1018	1024

Overall Height: 34.12" Overall Depth: 16.24" Overall Width: 16.52" No. Per Carton: 1

Seat Height: 271BS-10 30.63", 271BS-20 31.11", 271BS-30 31.11", 271BS-40 30.63", 271BS-50 31.11"

Shipping Weight/Chair: 271BS-10 18.77#, 271BS-20 20.96#, 271BS-30 21.5#, 271BS-40 18.77#, 271BS-50 20.96#



272

HARPER CHAIR — STACKER

WOOD							
MODEL	WOOD						
272-10	776						
WOOD – PARTIALLY UPHOLSTERED							
MODEL	YARDAGE	COM	GRADE 1	GRADE 2	GRADE 3	GRADE 4	GRADE 5
272-20	0.4	850	877	884	891	898	904
FULLY UPHOLSTERED							
MODEL	YARDAGE	COM	GRADE 1	GRADE 2	GRADE 3	GRADE 4	GRADE 5
272-30	1.0	1078	1146	1163	1180	1197	1214
LAMINATE							
MODEL	LAMINATE						
272-40	867						
LAMINATE – PARTIALLY UPHOLSTERED							
MODEL	YARDAGE	COM	GRADE 1	GRADE 2	GRADE 3	GRADE 4	GRADE 5
272-50	0.4	942	969	976	983	990	996

Overall Height: 31.69" Overall Depth: 20.36" Overall Width: 22.38" No. Per Carton: 2

Seat Height: 272-10 18.84", 272-20 19.6", 272-30 19.6", 272-40 18.84", 272-50 19.6"

Shipping Weight/Chair: 272-10 36#, 272-20 38.48#, 272-30 40#, 272-40 36#, 272-50 38.48#



273

HARPER LOUNGE CHAIR

WOOD							
MODEL	WOOD						
273-10	1017						
WOOD – PARTIALLY UPHOLSTERED							
MODEL	YARDAGE	COM	GRADE 1	GRADE 2	GRADE 3	GRADE 4	GRADE 5
273-20	0.5	1205	1239	1247	1256	1264	1273
FULLY UPHOLSTERED							
MODEL	YARDAGE	COM	GRADE 1	GRADE 2	GRADE 3	GRADE 4	GRADE 5
273-30	2.3	1391	1547	1586	1625	1664	1703
LAMINATE							
MODEL	LAMINATE						
273-40	1108						
LAMINATE – PARTIALLY UPHOLSTERED							
MODEL	YARDAGE	COM	GRADE 1	GRADE 2	GRADE 3	GRADE 4	GRADE 5
273-50	0.5	1180	1214	1222	1231	1239	1248

Overall Height: 31.32" Overall Depth: 27.35" Overall Width: 25.58" No. Per Carton: 1

Seat Height: 273-10 15.62", 273-20 17", 273-30 17", 273-40 15.62", 273-50 17"

Shipping Weight/Chair: 273-10 23.22#, 273-20 25.77#, 273-30 26.5#, 273-40 23.22#, 273-50 25.77#

HULA COLLECTION



ABOUT THIS COLLECTION

The Hula Collection features an outdoor chair, counter stool, and barstool.

STANDARD FEATURES

- 5/8" round, 12-gauge steel tube frame
- Power coated perforated steel seat and back
- Plastic glides
- Chair stacks 4 high

PERSONALIZATION OPTIONS

- High gloss and low gloss clear coat not available on Hula Seating Collection.



845-66

HULA CHAIR

MODEL	\$LIST PRICE
845-66	566

Overall Height: 28.5" Seat Height: 18" Overall Depth: 20.9" Overall Width: 20.3"
 Shipping Weight/Chair: 18.4# No. Per Carton: 4



845CH-66

HULA COUNTER STOOL

MODEL	\$LIST PRICE
845CH-66	779

Overall Height: 35" Seat Height: 24" Overall Depth: 20.2" Overall Width: 19.3"
 Shipping Weight/Chair: 20# No. Per Carton: 1



845BS-66

HULA BARSTOOL

MODEL	\$LIST PRICE
845BS-66	768

Overall Height: 41" Seat Height: 30" Overall Depth: 20.2" Overall Width: 19.3"
 Shipping Weight/Chair: 24# No. Per Carton: 1

HURDLE COLLECTION



ABOUT THIS COLLECTION

The Hurdle Collection includes a chair, a dining-height stool, a counter height stool and barstool. Designed by Dowel Jones.

STANDARD FEATURES

- 7/8" round tube, 14-gauge steel frame
- Flat seat made of 1" solid wood
- Species: White Oak in natural finish (other finishes not available)
- Plastic glides

PERSONALIZATION OPTIONS

- The table to the right explains all of the available options for the Hurdle Collection.



330

HURDLE STOOL

MODEL	WOOD
330-10	533

Overall Height: 18.5" Seat Height: 18.5" Overall Depth: 15" Overall Width: 17"
 Shipping Weight/Chair: 13# No. Per Carton: 2



330CH

HURDLE COUNTER STOOL

MODEL	WOOD
330CH-10	624

Overall Height: 24" Seat Height: 24" Overall Depth: 15" Overall Width: 17"
 Shipping Weight/Chair: 17# No. Per Carton: 1



330BS

HURDLE BARSTOOL

MODEL	WOOD
330BS-10	631

Overall Height: 30" Seat Height: 30" Overall Depth: 17.5" Overall Width: 17"
 Shipping Weight/Chair: 18# No. Per Carton: 1



331

HALF HURDLE CHAIR

MODEL	WOOD
331-10	577

Overall Height: 22.25" Seat Height: 18" Overall Depth: 20.5" Overall Width: 20.5"
 Shipping Weight/Chair: 23.5# No. Per Carton: 1



331CH

HALF HURDLE COUNTER STOOL

MODEL	WOOD
331CH-10	807

Overall Height: 28.3" Seat Height: 24" Overall Depth: 20.5" Overall Width: 20.7"
 Shipping Weight/Chair: 20.3# No. Per Carton: 1



331BS

HALF HURDLE BARSTOOL

MODEL	WOOD
331BS-10	771

Overall Height: 34.3" Seat Height: 30" Overall Depth: 20.5" Overall Width: 20.7"
 Shipping Weight/Chair: 22.3# No. Per Carton: 1

HURDLE OUTDOOR COLLECTION



ABOUT THIS COLLECTION

The Hurdle Outdoor Collection includes dining height, counter and bar stools — in two styles, suitable for outdoor use. Designed by Dowel Jones.

STANDARD FEATURES

- 7/8" round tube, 14-gauge steel frame painted in any powder coat finish
- 3/4" flat seat made of HDPE for outdoor use
- HDPE is a sustainable dimensional wood alternative made primarily from recycled and recyclable plastic. It is a high-performance, low maintenance material that is color stable and will never splinter, crack nor chip.
- Plastic glides

Required to Order

1. Model Number and Description
2. HDPE seat material
3. Metal Finish

Example:

335-70, Half Hurdle Stool- Outdoor, Walnut HDPE, Ink Black Frame



334

HURDLE OUTDOOR STOOL

MODEL	HDPE
334-70	486

Overall Height: 18.5" Seat Height: 18.5" Overall Depth: 15" Overall Width: 17"
Shipping Weight/Chair: 13# No. Per Carton: 2



334CH

HURDLE OUTDOOR COUNTER STOOL

MODEL	HDPE
334CH-70	564

Overall Height: 24" Seat Height: 24" Overall Depth: 15" Overall Width: 17"
Shipping Weight/Chair: 17# No. Per Carton: 1



334BS

HURDLE OUTDOOR BARSTOOL

MODEL	HDPE
334BS-70	574

Overall Height: 30" Seat Height: 30" Overall Depth: 17.5" Overall Width: 17"
Shipping Weight/Chair: 18# No. Per Carton: 1



335

HALF HURDLE OUTDOOR CHAIR

MODEL	HDPE
335-70	532

Overall Height: 22.25" Seat Height: 18" Overall Depth: 20.5" Overall Width: 20.5"
Shipping Weight/Chair: 23.5# No. Per Carton: 1



335CH

HALF HURDLE OUTDOOR COUNTER STOOL

MODEL	HDPE
335CH-70	694

Overall Height: 28.3" Seat Height: 24" Overall Depth: 20.5" Overall Width: 20.7"
Shipping Weight/Chair: 20.3# No. Per Carton: 1



335BS

HALF HURDLE OUTDOOR BARSTOOL

MODEL	HDPE
335BS-70	730

Overall Height: 34.3" Seat Height: 30" Overall Depth: 20.5" Overall Width: 20.7"
Shipping Weight/Chair: 22.3# No. Per Carton: 1

LADDER BACK COLLECTION



ABOUT THIS COLLECTION

The Ladder Back Collection includes chairs, barstools, and swivel barstools.

STANDARD FEATURES

- 1.25" round metal tube
- Upholstered or wood seats available
- Wood seats made of 1" saddled ply
- Upholstered models features 2" of high resilience foam
- Technical Bulletin CAL 117 fire retardant upholstery materials
- Nylon glides

PERSONALIZATION OPTIONS

- The table to the right explains all of the available options for the Ladder Back Collection.

OPTIONS	PAGE	ADD TO LIST PRICE
Webbed Seat Construction	11	\$8
Reduce Barstool Seat Height to 24"	-	\$10
CAL 133	11	Call for Quote
Swivel Barstool Seat Height Available Up to 36" High	-	\$80
Premium Metal Glides	-	\$3
Light Distressing on Wood Seats	14	\$18
Heavy Distressing on Wood Seats	14	\$18



105

LADDER BACK CHAIR

WOOD SEAT & STEEL BACK

MODEL WOOD

105-16 473

FULLY UPHOLSTERED SEAT & STEEL BACK

MODEL	YARDAGE	COM	GRADE 1	GRADE 2	GRADE 3	GRADE 4	GRADE 5
105-36	0.45	413	444	451	459	466	474

Overall Height: 31.75" Seat Height: 17.75" Overall Depth: 19.25" Overall Width: 16.25"

C.O.M.: .45 yd Shipping Weight/Chair: 24# No. Per Carton: 2



105BS

LADDER BACK BARSTOOL

WOOD SEAT & STEEL BACK

MODEL WOOD

105BS-16 603

FULLY UPHOLSTERED SEAT & STEEL BACK

MODEL	YARDAGE	COM	GRADE 1	GRADE 2	GRADE 3	GRADE 4	GRADE 5
105BS-36	0.45	540	571	578	586	593	601

Overall Height: 44" Seat Height: 29.75" Overall Depth: 18.75" Overall Width: 16.25"

C.O.M.: .45 yd Shipping Weight/Chair: 30# No. Per Carton: 1



6105BS

LADDER BACK SWIVEL BARSTOOL

WOOD SEAT & STEEL BACK

MODEL WOOD

6105BS-16 840

FULLY UPHOLSTERED SEAT & STEEL BACK

MODEL	YARDAGE	COM	GRADE 1	GRADE 2	GRADE 3	GRADE 4	GRADE 5
6105BS-36	0.45	775	806	813	821	828	836

Overall Height: 45" Seat Height: 28.5" Overall Depth: 20" Overall Width: 16.25"

C.O.M.: .45 yd Shipping Weight/Chair: 46# No. Per Carton: 1

LEO SEATING



ABOUT THIS COLLECTION

The Leo Chair is made with steel tubing, featuring a slightly arched steel back, legs, and frame.

STANDARD FEATURES

- Steel dowel legs
- Armless
- Wood or upholstered seat available
- Metal glide

PERSONALIZATION OPTIONS

- The table to the right explains all of the available options for the Leo Collection.

OPTIONS	PAGE	ADD TO LIST PRICE
CAL 133	11	Call for Quote



725

LEO CHAIR

MODEL	WOOD	COM	GRADE 1	GRADE 2	GRADE 3	GRADE 4	GRADE 5
725	750	804	872	889	906	923	940

Overall Height: 32" Seat Height: 18" Overall Depth: 20" Overall Width: 21"

C.O.M.: 1.0 yd Shipping Weight/Chair: 15# No. Per Carton: 2

MAMA MELISSA 571 COLLECTION



ABOUT THIS COLLECTION

The Mama Melissa 571 Collection includes chairs, barstools, swivel barstools, and fixed seating that are slightly larger than our original Melissa Anne Collection.

STANDARD FEATURES

- Ladder back design
- 1.25" metal square tube frame
- Available with wood or upholstered seat
- Wood seats made of 1" saddled ply
- Upholstered models feature 2" high resilience foam
- Nylon glides
- Technical Bulletin CAL 117 fire retardant upholstery materials are standard

PERSONALIZATION OPTIONS

- The table to the right explains all of the available options for the Mama Melissa 571 Collection.
- Please note for counter seat, model numbers with 3000 denote core-drilled mounts and model numbers with 4000 denote bolt-down mounts. Floor-mounting hardware and installation instructions are not included.
- Series 3000/4000 comes with 120 degree return swivel.
- Core Drill Base – Base is inserted into a hole and cemented or grouted in permanently. Please consult your architect or general contractor about installation.
- Bolt Down Base – Base is secured to the floor with bolts (not included). Please consult your architect or general contractor about installation.

OPTIONS

OPTIONS	PAGE	ADD TO LIST PRICE
Webbed Seat Construction	11	\$8
CAL 133	11	Call for Quote
Premium Metal Glides	-	\$3
Reduce Barstool Seat Height to 24"	-	\$10
Light Distressing on Wood Seats	14	\$18
Heavy Distressing on Wood Seats	14	\$18
Fixed Seating 19" Diameter Foot Ring on Counter Height Seat	-	\$65
Fixed Seating 19" Diameter Foot Ring on Bar Height Seat	-	\$65



571

MAMA MELISSA CHAIR

MODEL	WOOD	COM	GRADE 1	GRADE 2	GRADE 3	GRADE 4	GRADE 5
571	536	473	521	532	544	556	568

Overall Height: 36" Seat Height: 19" Overall Depth: 22" Overall Width: 19"
 C.O.M.: .7 yd Shipping Weight/Chair: 30# No. Per Carton: 2



571BS

MAMA MELISSA BARSTOOL

MODEL	WOOD	COM	GRADE 1	GRADE 2	GRADE 3	GRADE 4	GRADE 5
571BS	671	611	659	670	682	694	706

Overall Height: 46.5" Seat Height: 30" Overall Depth: 20.25" Overall Width: 19.25"
 C.O.M.: .7 yd Shipping Weight/Chair: 35# No. Per Carton: 1

MAMA MELISSA 574 COLLECTION



ABOUT THIS COLLECTION

The Mama Melissa 574 Collection includes chairs, barstools, and swivel barstools that are slightly larger than our original Melissa Anne Collection.

STANDARD FEATURES

- Wood back design with space for custom engraving or cut-out available
- Upholstered back design also available
- 1.25" metal square tube frame
- Available with wood or upholstered seat
- Wood seats made of 1" saddled ply
- Upholstered models feature 2" high resilience foam
- Nylon glides
- Technical Bulletin CAL 117 fire retardant upholstery materials are standard

PERSONALIZATION OPTIONS

- The table to the right explains all of the available options for the Mama Melissa 574 Collection.
- Cut-out back graphics and laser engraved graphics should not exceed 6" x 6". Minimum quantity required of 10 units.

OPTIONS	PAGE	ADD TO LIST PRICE
Webbed Seat Construction	11	\$8
CAL 133	11	Call for Quote
Premium Metal Glides	-	\$3
Cut-Out Design	12	\$80
Engraved Back	12	\$30/Side
Reduce Barstool Seat Height to 24"	-	\$10
Light Distressing on Wood Seats	14	\$18
Heavy Distressing on Wood Seats	14	\$18
Light Distressing on Wood Backs	14	\$18
Heavy Distressing on Wood Backs	14	\$18



574

MAMA MELISSA CHAIR

MODEL	WOOD	COM	GRADE 1	GRADE 2	GRADE 3	GRADE 4	GRADE 5
574	616	557	588	595	603	610	618

Overall Height: 36" Seat Height: 19" Overall Depth: 22" Overall Width: 19"
 C.O.M.: .7 yd Shipping Weight/Chair: 30# No. Per Carton: 2



574BS

MAMA MELISSA BARSTOOL

MODEL	WOOD	COM	GRADE 1	GRADE 2	GRADE 3	GRADE 4	GRADE 5
574BS	782	720	751	758	766	773	781

Overall Height: 46.5" Seat Height: 30" Overall Depth: 20.25" Overall Width: 19.25"
 C.O.M.: .7 yd Shipping Weight/Chair: 35# No. Per Carton: 1

MELISSA ANNE 501 COLLECTION



ABOUT THIS COLLECTION

The Melissa Anne 501 Collection includes chairs, barstools, swivel barstools, and fixed seating.

STANDARD FEATURES

- Ladder back design
- 1.25" metal square tube frame
- Available with wood or upholstered seat
- Wood seats made of 1" saddled ply
- Upholstered models feature 2" high resilience foam
- Nylon glides
- Technical Bulletin CAL 117 fire retardant upholstery material

PERSONALIZATION OPTIONS

- The table to the right explains all of the available options for the Melissa Anne 501 Collection.
- Please note for counter seat, model numbers with 3000 denote core-drilled mounts and model numbers with 4000 denote bolt-down mounts.
- Consult with your architect or general contractor for proper installation of bolt-down and core-drilled models, attachment varies by floor construction. Floor-mounting hardware and installation instructions are not included.

OPTIONS	PAGE	ADD TO LIST PRICE
Webbed Upholstery Seat	11	\$8
CAL 133	11	Call for Quote
Premium Metal Glides	-	\$3
Reduce Barstool Seat Height to 24"	-	\$10
Light Distressing on Wood Seats	14	\$18
Heavy Distressing on Wood Seats	14	\$18
Nailhead Cobbler Seat	11	\$40
Fixed Seating 19" Diameter Foot Ring on Counter Height Seat	-	\$65
Fixed Seating 19" Diameter Foot Ring on Bar Height Seat	-	\$65



501

MELISSA ANNE CHAIR

MODEL	WOOD	COM	GRADE 1	GRADE 2	GRADE 3	GRADE 4	GRADE 5
501	441	378	409	416	424	431	439

Overall Height: 32.5" Seat Height: 18" Overall Depth: 19" Overall Width: 17"
 C.O.M.: .45 yd Shipping Weight/Chair: 26# No. Per Carton: 2



501BS

MELISSA ANNE BARSTOOL

MODEL	WOOD	COM	GRADE 1	GRADE 2	GRADE 3	GRADE 4	GRADE 5
501BS	569	508	539	546	554	561	569

Overall Height: 42.5" Seat Height: 30" Overall Depth: 19" Overall Width: 17"
 C.O.M.: .45 yd Shipping Weight/Chair: 35# No. Per Carton: 1



6501BS

MELISSA ANNE SWIVEL BARSTOOL

MODEL	WOOD	COM	GRADE 1	GRADE 2	GRADE 3	GRADE 4	GRADE 5
6501BS	785	723	754	761	769	776	784

Overall Height: 45" Seat Height: 29.5" Overall Depth: 19" Overall Width: 17"
 C.O.M.: .45 yd Shipping Weight/Chair: 46# No. Per Carton: 1



501CS-3000 Core-drilled/
501CS-4000 Bolt-down

MELISSA ANNE CHAIR CHAIR HEIGHT FIXED SEATING

MODEL	WOOD	COM	GRADE 1	GRADE 2	GRADE 3	GRADE 4	GRADE 5
501CS-3000	965	905	953	964	976	988	1000
501CS-4000	965	905	953	964	976	988	1000

Overall Height: 36" Seat Height: 18" Overall Depth: 19" Overall Width: 17"
 C.O.M.: .45 yd Shipping Weight/Chair: 25# No. Per Carton: 2



501CS-3001 Core-drilled/
501CS-4001 Bolt-down

MELISSA ANNE CHAIR COUNTER HEIGHT FIXED SEATING

MODEL	WOOD	COM	GRADE 1	GRADE 2	GRADE 3	GRADE 4	GRADE 5
501CS-3001	991	930	978	989	1001	1013	1025
501CS-4001	991	930	978	989	1001	1013	1025

Overall Height: 40" Seat Height: 25" Overall Depth: 19" Overall Width: 17"
 C.O.M.: .45 yd Shipping Weight/Chair: 28# No. Per Carton: 2



501CS-3002 Core-drilled/
501CS-4002 Bolt-down

MELISSA ANNE CHAIR BAR HEIGHT FIXED SEATING

MODEL	WOOD	COM	GRADE 1	GRADE 2	GRADE 3	GRADE 4	GRADE 5
501CS-3002	1021	959	1007	1018	1030	1042	1054
501CS-4002	1021	959	1007	1018	1030	1042	1054

Overall Height: 46.5" Seat Height: 30" Overall Depth: 19" Overall Width: 17"
 C.O.M.: .7 yd Shipping Weight/Chair: 29# No. Per Carton: 2

MELISSA ANNE 504 COLLECTION



ABOUT THIS COLLECTION

The Melissa Anne 504 Collection includes chairs, barstools, and swivel barstools.

STANDARD FEATURES

- Wood back design with space for custom engraving or cut-out available
- 1.25" metal square tube frame
- Available with wood or upholstered seat
- Wood seats made of 1" saddled ply
- Upholstered models feature 2" high resilience foam
- Nylon glides
- Technical Bulletin CAL 117 fire retardant upholstery material

PERSONALIZATION OPTIONS

- The table to the right explains all of the available options for the Melissa Anne 504 Collection.
- Cut-out back graphics and laser engraved graphics should not exceed 6" x 6". Minimum quantity required of 10 units.
- Consult with your architect or general contractor for proper installation of bolt-down and core-drilled models, attachment varies by floor construction. Floor-mounting hardware and installation instructions are not included.

OPTIONS	PAGE	ADD TO LIST PRICE
Webbed Seat Construction	11	\$8
CAL 133	11	Call for Quote
Premium Metal Glides	-	\$3
Cut-Out Design	12	\$80
Engraved Back	12	\$30/Side
Reduce Barstool Seat Height to 24"	-	\$10
Light Distressing on Wood Backs	11	\$18
Heavy Distressing on Wood Backs	11	\$18
Light Distressing on Wood Seats	11	\$18
Heavy Distressing on Wood Seats	11	\$18
Nailhead Cobbler Seat	11	\$40



504

MELISSA ANNE CHAIR

MODEL	WOOD	COM	GRADE 1	GRADE 2	GRADE 3	GRADE 4	GRADE 5
504	505	444	475	482	490	497	505

Overall Height: 32.5" Seat Height: 18" Overall Depth: 19" Overall Width: 17"
 C.O.M.: .45 yd Shipping Weight/Chair: 26# No. Per Carton: 2



504BS

MELISSA ANNE BARSTOOL

MODEL	WOOD	COM	GRADE 1	GRADE 2	GRADE 3	GRADE 4	GRADE 5
504BS	624	561	592	599	607	614	622

Overall Height: 42.5" Seat Height: 30" Overall Depth: 19" Overall Width: 17"
 C.O.M.: .45 yd Shipping Weight/Chair: 35# No. Per Carton: 1



6504BS

MELISSA ANNE SWIVEL BARSTOOL

MODEL	WOOD	COM	GRADE 1	GRADE 2	GRADE 3	GRADE 4	GRADE 5
6504BS	830	769	800	807	815	822	830

Overall Height: 45" Seat Height: 29.5" Overall Depth: 19" Overall Width: 17"
 C.O.M.: .45 yd Shipping Weight/Chair: 46# No. Per Carton: 1



ABOUT THIS COLLECTION

The Mia Collection includes chair height, counter height and bar height upholstered stools available in freestanding, bolt-down, or core-drilled variations.

STANDARD FEATURES

- Webbed seat construction
- 2" of high resilience foam on all models
- 3" round metal column with 1/4" steel base
- Felt glides
- Technical Bulletin CAL 117 fire retardant upholstery materials
- Foot ring standard on counter and bar height models

PERSONALIZATION OPTIONS

- The table to the right explains all of the available options for the Mia Collection.
- A fabric width less than 54" will require either an additional vertical seam or a "railroaded" application of the material. Thread color will be chosen by the factory to match the upholstery as closely as possible, unless otherwise specified. Choose between white, black, beige, dark grey, or beaver.
- Foot ring standard on counter and bar height models. Subtract \$65 list for products without foot rings.
- Consult with your architect or general contractor for proper installation of bolt-down and core-drilled models, attachment varies by floor construction. Floor-mounting hardware and installation instructions are not included.

OPTIONS	PAGE	ADD TO LIST PRICE
CAL 133	11	Call for Quote
Add Premium Adjustable Glides	-	\$30



1500 Free Standing/
1501 Bolt-down/
1502 Core-drilled

MIA CHAIR HEIGHT BARSTOOL

MODEL	COM	GRADE 1	GRADE 2	GRADE 3	GRADE 4	GRADE 5
1500	895	980	1001	1022	1044	1065
1501	895	980	1001	1022	1044	1065
1502	895	980	1001	1022	1044	1065

Overall Height: 20" Seat Height: 20" Overall Depth: 18" Overall Width: 18"
C.O.M.: 1.25 yd Shipping Weight/Chair: 26# No. Per Carton: 1



1500CH-FR Free Standing/
1501CH-FR Bolt-down/
1502CH-FR Core-drilled

MIA COUNTER HEIGHT BARSTOOL

MODEL	COM	GRADE 1	GRADE 2	GRADE 3	GRADE 4	GRADE 5
1500CH-FR	1148	1233	1254	1275	1297	1318
1501CH-FR	1148	1233	1254	1275	1297	1318
1502CH-FR	1148	1233	1254	1275	1297	1318

Overall Height: 25" Seat Height: 25" Overall Depth: 19" Overall Width: 19"
C.O.M.: 1.25 yd Shipping Weight/Chair: 26# No. Per Carton: 1



1500BS-FR Free Standing/
1501BS-FR Bolt-down/
1502BS-FR Core-drilled

MIA BAR HEIGHT BARSTOOL

MODEL	COM	GRADE 1	GRADE 2	GRADE 3	GRADE 4	GRADE 5
1500BS-FR	1188	1273	1294	1315	1337	1358
1501BS-FR	1188	1273	1294	1315	1337	1358
1502BS-FR	1188	1273	1294	1315	1337	1358

Overall Height: 30" Seat Height: 30" Overall Depth: 19" Overall Width: 19"
C.O.M.: 1.25 yd Shipping Weight/Chair: 26# No. Per Carton: 1

OPLA COLLECTION



ABOUT THIS COLLECTION

The Opla Collection features an outdoor chair, armchair, and barstool.

STANDARD FEATURES

- 5/8" round, 12-gauge steel tube frame
- Powder coated steel wire mesh seat and back
- Plastic glides
- Removable Opla Seat Pad uses a Velcro strap to attach to seat
- Anti-Theft Opla Seat Pad uses a Velcro strap and plastic security tie with D-ring to attach to seat
- Both seat pad options feature 1" thick foam on seat
- Counter and barstool heights include an aluminum cover on footrest

PERSONALIZATION OPTIONS

- High gloss and low gloss clear coat not available on Opla Seating Collection.



843

OPLA CHAIR

MODEL	\$LIST PRICE
843	648

Overall Height: 28.5" Seat Height: 18.63" Overall Depth: 23" Overall Width: 18.5"
 Shipping Weight/Chair: 22# No. Per Carton: 2



843A

OPLA ARMCHAIR

MODEL	\$LIST PRICE
843A	715

Overall Height: 28.5" Seat Height: 18.63" Overall Depth: 23" Overall Width: 23.5"
 Shipping Weight/Chair: 22# No. Per Carton: 2



840CH

OPLA COUNTER HEIGHT BARSTOOL

MODEL	\$LIST PRICE
840CH	863

Overall Height: 39" Seat Height: 24" Overall Depth: 22.5" Overall Width: 20.5"
 Shipping Weight/Chair: 21.5# No. Per Carton: 1



840BS

OPLA BARSTOOL

MODEL	\$LIST PRICE
840BS	905

Overall Height: 45" Seat Height: 30" Overall Depth: 22.5" Overall Width: 20.5"
 Shipping Weight/Chair: 22.5# No. Per Carton: 1



841

REMOVABLE OPLA SEAT PAD

MODEL	COM	GRADE 1	GRADE 2	GRADE 3	GRADE 4	GRADE 5
841	106	140	148	157	165	174

Overall Depth: 13" Overall Width: 17.5" Foam Thickness: 1"
 C.O.M.: .5 yd Shipping Weight: 5# No. Per Carton: 15



842

ANTI-THEFT OPLA SEAT PAD

MODEL	COM	GRADE 1	GRADE 2	GRADE 3	GRADE 4	GRADE 5
842	113	147	155	164	172	181

Overall Depth: 13" Overall Width: 17.5" Foam Thickness: 1"
 C.O.M.: .5 yd Shipping Weight: 5# No. Per Carton: 15



ABOUT THIS COLLECTION

The Reece Collection includes a chair, counter height stool, and a barstool. All models are available with upholstery options. The base frame and legs can be powder coated a separate color from upper frame assembly (this includes handle and back bars).

STANDARD FEATURES

- Steel tube frame
- Available in wood or laminate shells
- Upholstered models feature 1" foam
- Premium plastic glides
- Technical Bulletin CAL 117 fire retardant upholstery materials
- 280 models stack four high
- Legs and back bracket can be powder coated separate colors

PERSONALIZATION OPTIONS

• The table to the right explains all of the available options for the Reece Collection.

OPTIONS	PAGE	ADD TO LIST PRICE
CAL 133	11	Call for Quote

UPHOLSTERY OPTIONS



21 or 54, Partially Upholstered Seat



22 or 55, Partially Upholstered Seat and Back

LAMINATE OPTIONS

Laminate shell pricing includes select standard laminates from Formica and Wilsonart, listed on chart directly below. These select standard laminates are readily available and in stock by our supplier.

Formica	Style Number	Wilsonart	Style Number
White	949-58	Beige	1530-60
Antique White	932-58	Black	1595-60
Natural Birch	7481-58	Designer White	D354-60
Fog	961-58	Dove Grey	D92-60
Storm	912-58	Fashion Grey	D381-60
Acajou Mahogany	7008-43	Natural Almond	D30-60
Amber Maple	7012-58	Frosty White	1573-60
Natural Maple	756-58	Grey	1500-60
Natural Oak	346-58	Haze	D97-60
Select Cherry	7759-43	Khaki Brown	D50-60
Wild Cherry	5904-58	Northsea	D90-60
		Pepperdust	D327-60
		Slate Grey	D91-60
		Wallaby	D439-60
		Amber Cherry	7919K-78
		Bannister Oak	7806-60
		Kensington Maple	10776-60
		Manitoba Maple	7911-60
		Natural Pear	7061-60
		Wild Cherry	7054-60

Please note, orders for fewer than 10-like shells will have an \$85.00 set-up charge. We do accept special laminates. If laminates are chosen that are outside our selected standards, please keep these guidelines in mind:

- Pricing and lead times will vary depending on laminate chosen – call for quote
- Laminate needs to be vertical grade
- Sheets available in 5' x 12' size will have the best yield
- Cannot use High Gloss Laminates
- If you choose a patterned laminate, please note that the pattern consistency will vary from shell to shell



280

REECE CHAIR

WOOD							
MODEL	WOOD						
280-11	789						
WOOD – UPHOLSTERED SEAT							
MODEL	YARDAGE	COM	GRADE 1	GRADE 2	GRADE 3	GRADE 4	GRADE 5
280-21	0.35	865	889	895	901	907	913
WOOD – UPHOLSTERED SEAT & BACK							
MODEL	YARDAGE	COM	GRADE 1	GRADE 2	GRADE 3	GRADE 4	GRADE 5
280-22	0.50	903	937	945	954	962	971
LAMINATE							
MODEL	LAMINATE						
280-44	878						
LAMINATE – UPHOLSTERED SEAT							
MODEL	YARDAGE	COM	GRADE 1	GRADE 2	GRADE 3	GRADE 4	GRADE 5
280-54	0.35	954	978	984	990	996	1002
LAMINATE – UPHOLSTERED SEAT & BACK							
MODEL	YARDAGE	COM	GRADE 1	GRADE 2	GRADE 3	GRADE 4	GRADE 5
280-55	0.50	993	1027	1035	1044	1052	1061

Overall Height: 31.7" Overall Depth: 18.21" Overall Width: 18.75" No. Per Carton: 2
 Seat Height: 280-11 17.6", 280-21 19.01", 280-12 19.01", 280-44 17.6", 280-54 19.01" 280-55 19.01"
 Shipping Weight/Chair: 280-11 28.42#, 280-21 31.74#, 280-12 30#, 280-44 28.42#, 280-54 30#, 280-55 31.74#



280CH

REECE COUNTER HEIGHT STOOL

WOOD							
MODEL	WOOD						
280CH-11	831						
WOOD – UPHOLSTERED SEAT							
MODEL	YARDAGE	COM	GRADE 1	GRADE 2	GRADE 3	GRADE 4	GRADE 5
280CH-21	0.35	907	931	937	943	949	955
WOOD – UPHOLSTERED SEAT & BACK							
MODEL	YARDAGE	COM	GRADE 1	GRADE 2	GRADE 3	GRADE 4	GRADE 5
280CH-22	0.50	946	980	988	997	1005	1014
LAMINATE							
MODEL	LAMINATE						
280CH-44	922						
LAMINATE – UPHOLSTERED SEAT							
MODEL	YARDAGE	COM	GRADE 1	GRADE 2	GRADE 3	GRADE 4	GRADE 5
280CH-54	0.35	998	1022	1028	1034	1040	1046
LAMINATE – UPHOLSTERED SEAT & BACK							
MODEL	YARDAGE	COM	GRADE 1	GRADE 2	GRADE 3	GRADE 4	GRADE 5
280CH-55	0.50	1037	1071	1079	1088	1096	1105

Overall Height: 38.34" Overall Depth: 18.67" Overall Width: 18.75" No. Per Carton: 1
 Seat Height: 280CH-11 24.35", 280CH-21 25.74", 280CH-12 25.74", 280CH-44 24.35", 280CH-54 25.74",
 280CH-55 25.74"
 Shipping Weight/Chair: 280CH-11 19.76#, 280CH-21 20.95#, 280CH-12 21.48#, 280CH-44 19.76#,
 280CH-54 20.95#, 280CH-55 21.48#



280BS

REECE BAR HEIGHT STOOL

WOOD

MODEL	WOOD
280BS-11	860

280BS-11	860
----------	-----

WOOD – UPHOLSTERED SEAT

MODEL	YARDAGE	COM	GRADE 1	GRADE 2	GRADE 3	GRADE 4	GRADE 5
280BS-21	0.35	929	953	959	965	971	977

280BS-21	0.35	929	953	959	965	971	977
----------	------	-----	-----	-----	-----	-----	-----

WOOD – UPHOLSTERED SEAT & BACK

MODEL	YARDAGE	COM	GRADE 1	GRADE 2	GRADE 3	GRADE 4	GRADE 5
280BS-22	0.50	968	1002	1010	1019	1027	1036

280BS-22	0.50	968	1002	1010	1019	1027	1036
----------	------	-----	------	------	------	------	------

LAMINATE

MODEL	LAMINATE
280BS-44	944

280BS-44	944
----------	-----

LAMINATE – UPHOLSTERED SEAT

MODEL	YARDAGE	COM	GRADE 1	GRADE 2	GRADE 3	GRADE 4	GRADE 5
280BS-54	0.35	1022	1046	1052	1058	1064	1070

280BS-54	0.35	1022	1046	1052	1058	1064	1070
----------	------	------	------	------	------	------	------

LAMINATE – UPHOLSTERED SEAT & BACK

MODEL	YARDAGE	COM	GRADE 1	GRADE 2	GRADE 3	GRADE 4	GRADE 5
280BS-55	0.50	1058	1092	1100	1109	1117	1126

280BS-55	0.50	1058	1092	1100	1109	1117	1126
----------	------	------	------	------	------	------	------

Overall Height: 44.34" Overall Depth: 18.68" Overall Width: 18.75" No. Per Carton: 1
 Seat Height: 280BS-11 30.35", 280BS-21 31.71", 280BS-12 31.71", 280BS-44 30.35", 280BS-54 31.71",
 280BS-55 31.71"
 Shipping Weight/Chair: 280BS-11 21.65#, 280BS-21 22.85#, 280BS-12 23.37#, 280BS-44 21.65#,
 280BS-54 22.85#, 280BS-55 23.37#



ABOUT THIS COLLECTION

The Rita Collection includes an upholstered lounge chair and loveseat available with or without arm caps. A side table is available for the lounge chair, only. Rita is designed for the outdoors and can be used indoors.

STANDARD FEATURES

- Powder coated steel frame
- Upholstered cushions feature 4" of Dri-fast foam
- Suitable for indoor/outdoor applications
- Black nylon glides
- Velcro straps keep seat cushions attached to the frame
- High-density polyethylene (HDPE) arm caps and side table. HDPE is a sustainable wood alternative made from recycled and recyclable plastic.
- HDPE is a high-performance, low maintenance material that is color stable and will never splinter, crack nor chip.

PERSONALIZATION OPTIONS

- The table to the right explains all of the available options for the Rita Collection.
- Select outdoor grade fabrics when specifying for outdoor use.

OPTIONS	PAGE	ADD TO LIST PRICE
CAL 133	11	Call for Quote
Velcro Straps on Loveseat Back Cushions	-	\$25



190-33

RITA LOUNGE

MODEL	COM	GRADE 1	GRADE 2	GRADE 3	GRADE 4	GRADE 5
190-33	2846	3023	3067	3111	3155	3199

Overall Height: 28.6" Seat Height: 18" Overall Depth: 29.7" Overall Width: 26"
 Arm Rest Height: 23" C.O.M.: 2.6 yd Shipping Weight/Chair: 36#
 No. Per Carton: 1



191-33

RITA LOUNGE WITH HDPE ARM CAPS

MODEL	COM	GRADE 1	GRADE 2	GRADE 3	GRADE 4	GRADE 5
191-33	3183	3360	3404	3448	3492	3536

Overall Height: 28.6" Seat Height: 18" Overall Depth: 29.7" Overall Width: 26"
 Arm Rest Height: 23" C.O.M.: 2.6 yd Shipping Weight/Chair: 46#
 No. Per Carton: 1




193-33

RITA LOUNGE WITH 10" HDPE SIDE TABLE ATTACHMENT

MODEL	COM	GRADE 1	GRADE 2	GRADE 3	GRADE 4	GRADE 5
193-33	3560	3737	3781	3825	3869	3913

Overall Height: 28.6" Seat Height: 18" Overall Depth: 29.7" Overall Width: 26"
 Arm Rest Height: 23" C.O.M.: 2.6 yd Shipping Weight/Chair: 46#
 No. Per Carton: 1



192-00

RITA LOUNGE 10" SIDE TABLE ATTACHMENT

MODEL	HDPE
192-00	714

Surface Dia.: 10" Surface Thickness: .75" Shipping Weight/Chair: 5#

No. Per Carton: 1

- Side table attachment only compatible with model #190-33
- Some assembly required
- Can be installed on left or right side



196-33

RITA LOVESEAT

MODEL	COM	GRADE 1	GRADE 2	GRADE 3	GRADE 4	GRADE 5
196-33	4284	4539	4602	4666	4730	4793

Overall Height: 28.6" Seat Height: 18" Overall Depth: 29.7" Overall Width: 49"
 Arm Rest Height: 23" C.O.M.: 3.75 yd Shipping Weight/Chair: #
 No. Per Carton: 1



197-33

RITA LOVESEAT WITH HDPE ARM CAPS

MODEL	COM	GRADE 1	GRADE 2	GRADE 3	GRADE 4	GRADE 5
197-33	4621	4876	4939	5003	5067	5130

Overall Height: 28.6" Seat Height: 18" Overall Depth: 29.7" Overall Width: 54"
 Arm Rest Height: 23" C.O.M.: 3.75 yd Shipping Weight/Chair: #
 No. Per Carton: 1



ABOUT THIS COLLECTION

The Sadie II Collection includes indoor chairs and barstools. Designed by Joey Ruiter.

STANDARD FEATURES

- 18-gauge steel frame
- Wood or upholstered seats available
- Upholstered models feature 1" of high resilience foam
- Plastic glides
- Technical Bulletin CAL 117 fire retardant upholstery materials

PERSONALIZATION OPTIONS

- The table to the right explains all of the available options for the Sadie II Collection.

OPTIONS	PAGE	ADD TO LIST PRICE
CAL 133	11	Call for Quote



827-11

SADIE II CHAIR

WOOD SEAT & BACK

MODEL WOOD

827-11 616

FULLY UPHOLSTERED SEAT & WOOD BACK

MODEL	COM	GRADE 1	GRADE 2	GRADE 3	GRADE 4	GRADE 5
827-31	700	734	742	751	759	768

827-31 700 734 742 751 759 768

Overall Height: 31.3" Seat Height: 17.79" Overall Depth: 22.06" Overall Width: 19.57"

Seat C.O.M.: .5 yd Shipping Weight/Chair: 24# No. Per Carton: 2



827CH-11

SADIE II COUNTER STOOL

WOOD SEAT & BACK

MODEL WOOD

827CH-11 888

FULLY UPHOLSTERED SEAT & WOOD BACK

MODEL	COM	GRADE 1	GRADE 2	GRADE 3	GRADE 4	GRADE 5
827CH-31	971	971	971	971	971	971

827CH-31 971 971 971 971 971 971

Overall Height: 36.76" Seat Height: 23.24" Overall Depth: 22.79" Overall Width: 20.56"

Seat C.O.M.: .5 yd Shipping Weight/Chair: 28# No. Per Carton: 1



827BS-11

SADIE II BARSTOOL

WOOD SEAT & BACK

MODEL WOOD

827BS-11 844

FULLY UPHOLSTERED SEAT & WOOD BACK

MODEL	COM	GRADE 1	GRADE 2	GRADE 3	GRADE 4	GRADE 5
827BS-31	926	960	968	977	985	994

827BS-31 926 960 968 977 985 994

Overall Height: 42.83" Seat Height: 30" Overall Depth: 22.57" Overall Width: 21.6"

Seat C.O.M.: .5 yd Shipping Weight/Chair: 30# No. Per Carton: 1



ABOUT THIS COLLECTION

The Sadie II Outdoor Collection includes outdoor chairs and barstools. Designed by Joey Ruiter.

STANDARD FEATURES

- 18-gauge steel frame
- Stainless steel seat and carbon steel back and frame
- Plastic glides
- Counter and barstool heights include a brushed stainless steel cover on footrest

PERSONALIZATION OPTIONS

- Not available in high gloss or low gloss clear coat.



828-66

SADIE II OUTDOOR CHAIR

	ALL
MODEL	METAL
828-66	882

Overall Height: 33" Seat Height: 17.25" Overall Depth: 20.7" Overall Width: 20"

Shipping Weight/Chair: 26# No. Per Carton: 2



828CH-66

SADIE II OUTDOOR COUNTER STOOL

	ALL
MODEL	METAL
828CH-66	1120

Overall Height: 36.27" Seat Height: 23.07" Overall Depth: 22.54" Overall Width: 20.16"

Shipping Weight/Chair: 32# No. Per Carton: 1



828BS-66

SADIE II OUTDOOR BARSTOOL

	ALL
MODEL	METAL
828BS-66	1094

Overall Height: 42" Seat Height: 29" Overall Depth: 22.7" Overall Width: 22.5"

Shipping Weight/Chair: 35# No. Per Carton: 1



ABOUT THIS COLLECTION

The Sally Collection includes fixed chair height, counter height, and bar height wood seat or upholstered stools available in core-drilled or bolt-down variations with or without foot rest.

STANDARD FEATURES

- 3" round tube, steel frame
- Seat made of 1.5" solid wood
- Species: Maple, White Oak, Hickory, Walnut, Mixed Wood
- Upholstered Seat, available with or without top welt
- Bolt-down, core-drilled or freestanding options available
- Optional foot rest on counter height and bar height models only

PERSONALIZATION OPTIONS

- The table to the right explains all of the available options for the Sally Collection.
- Consult with your architect or general contractor for proper installation of bolt-down and core-drilled models, attachment varies by floor construction. Floor-mounting hardware and installation instructions are not included.
- Core Drill Base – Base is inserted into a hole and cemented or grouted in permanently. Please consult your architect or general contractor about installation.
- Bolt Down Base – Base is secured to the floor with bolts (not included). Please consult your architect or general contractor about installation.

OPTIONS

OPTIONS	PAGE	ADD TO LIST PRICE
Welt COM	14	\$25/Seat
Contrasting Welt	-	Call for Quote
Heavy Distressing On Seat	14	\$18
Light Distressing on Seat	14	\$18
CAL 133	11	Call for Quote

SEAT OPTIONS



Fully Upholstered Seat
(denoted by -30)



Wood Seat
(denoted by -10)



SALLY BOLT DOWN CHAIR HEIGHT STOOL

WOOD SEAT										
MODEL	YARDAGE	COM	MAPLE	HICKORY, WHITE OAK	WALNUT, MIXED WOOD	GRADE 1	GRADE 2	GRADE 3	GRADE 4	GRADE 5
226-10			599	685	764					
UPHOLSTERED SEAT										
226-30	0.6	429				470	480	429	490	500

Overall Depth: 14" Overall Width: 14" No. Per Carton: 1
 Seat Height: 226-10 18.25", 226-30 19.5"
 Shipping Weight/Chair: 12#



SALLY BOLT DOWN COUNTER HEIGHT STOOL

WOOD SEAT										
MODEL	YARDAGE	COM	MAPLE	HICKORY, WHITE OAK	WALNUT, MIXED WOOD	GRADE 1	GRADE 2	GRADE 3	GRADE 4	GRADE 5
226CH-10			646	735	813					
UPHOLSTERED SEAT										
226CH-30	0.6	490				531	541	490	551	561
WOOD SEAT WITH FOOT REST										
2261CH-10			881	968	1045					
UPHOLSTERED SEAT WITH FOOT REST										
2261CH-30	0.6	699				740	750	699	760	770

Overall Depth: 14" Overall Width: 14" No. Per Carton: 1
 Seat Height: 226CH-10 24.25", 226CH-30 24.5"
 Shipping Weight/Chair: 15#



SALLY BOLT DOWN BARSTOOL

WOOD SEAT										
MODEL	YARDAGE	COM	MAPLE	HICKORY, WHITE OAK	WALNUT, MIXED WOOD	GRADE 1	GRADE 2	GRADE 3	GRADE 4	GRADE 5
226BS-10			679	765	844					
UPHOLSTERED SEAT										
226BS-30	0.6	524				565	575	524	585	595
WOOD SEAT WITH FOOT REST										
2261BS-10			911	997	1075					
UPHOLSTERED SEAT WITH FOOT REST										
2261BS-30	0.6	733				774	784	733	794	804

Overall Depth: 14" Overall Width: 14" No. Per Carton: 1
 Seat Height: 226BS-10 30.25", 226BS-30 31.3"
 Shipping Weight/Chair: 18#



SALLY CORE-DRILLED CHAIR HEIGHT STOOL

WOOD SEAT										
MODEL	YARDAGE	COM	MAPLE	HICKORY, WHITE OAK	WALNUT, MIXED WOOD	GRADE 1	GRADE 2	GRADE 3	GRADE 4	GRADE 5
225-10			599	685	764					
UPHOLSTERED SEAT										
225-30	0.6	429				470	480	429	490	500

Overall Depth: 14" Overall Width: 14" No. Per Carton: 1
 Seat Height: 225-10 18.25", 225-30 19.5"
 Shipping Weight/Chair: 12#



SALLY CORE-DRILLED COUNTER HEIGHT STOOL

WOOD SEAT										
MODEL	YARDAGE	COM	MAPLE	HICKORY, WHITE OAK	WALNUT, MIXED WOOD	GRADE 1	GRADE 2	GRADE 3	GRADE 4	GRADE 5
225CH-10			646	735	813					
UPHOLSTERED SEAT										
225CH-30	0.6	520				561	571	520	581	591
WOOD SEAT WITH FOOT REST										
2251CH-10			881	968	1045					
UPHOLSTERED SEAT WITH FOOT REST										
2251CH-30	0.6	699				740	750	699	760	770

Overall Depth: 14" Overall Width: 14" No. Per Carton: 1
 Seat Height: 225CH-10 24.25", 225CH-30 24.5"
 Shipping Weight/Chair: 15#



SALLY CORE-DRILLED BARSTOOL

WOOD SEAT										
MODEL	YARDAGE	COM	MAPLE	HICKORY, WHITE OAK	WALNUT, MIXED WOOD	GRADE 1	GRADE 2	GRADE 3	GRADE 4	GRADE 5
225BS-10			679	765	844					
UPHOLSTERED SEAT										
225BS-30	0.6	524				565	575	524	585	595
WOOD SEAT WITH FOOT REST										
2251BS-10			911	997	1075					
UPHOLSTERED SEAT WITH FOOT REST										
2251BS-30	0.6	733				774	784	733	733	804

Overall Depth: 14" Overall Width: 14" No. Per Carton: 1
 Seat Height: 225BS-10 30.25", 225BS-30 30.5"
 Shipping Weight/Chair: 18#



SALLY FREESTANDING CHAIR HEIGHT STOOL

WOOD SEAT										
MODEL	YARDAGE	COM	MAPLE	HICKORY, WHITE OAK	WALNUT, MIXED WOOD	GRADE 1	GRADE 2	GRADE 3	GRADE 4	GRADE 5
227-10			798	887	968					
UPHOLSTERED SEAT										
227-30	0.6	624				665	675	624	685	695

Overall Depth: 17.875" Overall Width: 17.875" No. Per Carton: 1
 Seat Height: 227-10 18", 227-30 19.74", Seat Diameter: 14"
 Shipping Weight/Chair: 30#



SALLY FREESTANDING COUNTER HEIGHT STOOL

WOOD SEAT										
MODEL	YARDAGE	COM	MAPLE	HICKORY, WHITE OAK	WALNUT, MIXED WOOD	GRADE 1	GRADE 2	GRADE 3	GRADE 4	GRADE 5
227CH-10			848	937	1018					
UPHOLSTERED SEAT										
227CH-30	0.6	674				715	725	674	735	745
WOOD SEAT WITH FOOT REST										
2271CH-10			1088	1176	1261					
UPHOLSTERED SEAT WITH FOOT REST										
2271CH-30	0.6	913				954	964	913	974	984

Overall Depth: 17.875" Overall Width: 17.875" No. Per Carton: 1
 Seat Height: 227CH-10 24", 227CH-30 25.74", 2271CH-30 25.74" Seat Diameter: 14"
 Shipping Weight/Chair: 33#



SALLY FREESTANDING BARSTOOL

WOOD SEAT										
MODEL	YARDAGE	COM	MAPLE	HICKORY, WHITE OAK	WALNUT, MIXED WOOD	GRADE 1	GRADE 2	GRADE 3	GRADE 4	GRADE 5
227BS-10			881	969	1051					
UPHOLSTERED SEAT										
227BS-30	0.6	706				747	757	706	767	777
WOOD SEAT WITH FOOT REST										
2271BS-10			1118	1207	1288					
UPHOLSTERED SEAT WITH FOOT REST										
2271BS-30	0.6	902				943	953	902	963	973

Overall Depth: 17.875" Overall Width: 17.875" No. Per Carton: 1
 Seat Height: 227BS-10 30", 227BS-30 31.74", 2271BS-30 31.74" Seat Diameter: 14"
 Shipping Weight/Chair: 36#



ABOUT THIS COLLECTION

The Sherman Collection includes a chair, a counter stool, and a barstool. This steel seating collection features a simple wood back and seat with steel frame and legs.

STANDARD FEATURES

- Steel frame and legs
- Beech wood seat and back
- Available as all wood chair or with upholstery
- Fully upholstered seat features 3/4" foam on seat
- Technical Bulletin CAL 117 fire retardant upholstery
- Stainless steel footrest protector on counter and barstools
- Stacks 3 high
- Plastic carpet glides

PERSONALIZATION OPTIONS

- The table to the right explains all of the available options for the Sherman Collection.

OPTIONS	PAGE	ADD TO LIST PRICE
Light Distressing on Wood Backs	11	\$18
Heavy Distressing on Wood Backs	11	\$18
Light Distressing on Wood Seats	11	\$18
Heavy Distressing on Wood Seats	11	\$18
Welting on Boxed Seat	11	\$15/Seat
CAL 133	11	Call for Quote

UPHOLSTERY OPTIONS



31 Fully Upholstered Seat



130-11

SHERMAN CHAIR

WOOD SEAT

MODEL	YARDAGE	WOOD	GRADE 1	GRADE 2	GRADE 3	GRADE 4	GRADE 5
130-11		540					

FULLY UPHOLSTERED SEAT

MODEL	YARDAGE	COM	GRADE 1	GRADE 2	GRADE 3	GRADE 4	GRADE 5
130-31	0.5	676	710	718	727	735	744

Overall Height: 30.9" Overall Depth: 20.6" Overall Width: 18.5" No. Per Carton: 2

Seat Height: 130-11 18", 130-31 18.75"

Shipping Weight/Chair: 14#



130CH-11

SHERMAN COUNTER STOOL

WOOD SEAT

MODEL	YARDAGE	WOOD	GRADE 1	GRADE 2	GRADE 3	GRADE 4	GRADE 5
130CH-11		780					

FULLY UPHOLSTERED SEAT

MODEL	YARDAGE	COM	GRADE 1	GRADE 2	GRADE 3	GRADE 4	GRADE 5
130CH-31	0.5	911	945	953	962	970	979

Overall Height: 36" Overall Depth: 21" Overall Width: 18" No. Per Carton: 1

Seat Height: 130CH-11 24", 130CH-31 24.75"

Shipping Weight/Chair: 17#



130BS-11

SHERMAN BARSTOOL

WOOD SEAT

MODEL	YARDAGE	WOOD	GRADE 1	GRADE 2	GRADE 3	GRADE 4	GRADE 5
130BS-11		740					

FULLY UPHOLSTERED SEAT

MODEL	YARDAGE	COM	GRADE 1	GRADE 2	GRADE 3	GRADE 4	GRADE 5
130BS-31	0.5	875	909	917	926	934	943

Overall Height: 42" Overall Depth: 22.6" Overall Width: 18.6" No. Per Carton: 1

Seat Height: 130BS-11 30", 130BS-31 30.75"

Shipping Weight/Chair: 18#



ABOUT THIS COLLECTION

The Sir Burly Collection features a counter stool and barstool.

STANDARD FEATURES

- 2" round, 12-gauge steel tube frame
- Powder coated frame
- White oak seat with clear polyurethane top coat
- Plastic glides
- Counter stool or barstool

PERSONALIZATION OPTIONS

- High gloss and low gloss clear coat not available on Sir Burly Seating Collection.



360BS-10

SIR BURLY BARSTOOL

MODEL	\$LIST PRICE
-------	--------------

360BS-10	923
----------	-----

Overall Width: 15" Overall Depth: 15.8" Seat Height: 30"

Shipping Weight/Chair: 26# No. Per Carton: 1



360CH-10

SIR BURLY COUNTER STOOL

MODEL	\$LIST PRICE
-------	--------------

360CH-10	948
----------	-----

Overall Width: 15" Overall Depth: 15.8" Seat Height: 24"

Shipping Weight/Chair: 24# No. Per Carton: 1

ALUMINUM SEATING



ABOUT THIS COLLECTION

The Atlantis Collection includes chairs, barstools, and fixed seating.

STANDARD FEATURES

- Available in powder coated aluminum frame or brushed aluminum frame
- Powder coated aluminum frame available with wood seat, upholstered seat, or aluminum seat
- Brushed aluminum frame available only in high gloss and low gloss clear coat and with brushed aluminum seat, wood seat, upholstered seat
- Wood seats made of 1" saddled ply
- Upholstered models feature 2" of high resilience foam
- Rear legs are 1 1/8" quarter round tube and the front legs are square
- Premium metal glides
- Technical Bulletin CAL 117 fire retardant upholstery materials

PERSONALIZATION OPTIONS

- The table to the right explains all of the available options for the Atlantis Collection.
- Please note for fixed seat options model numbers with 3000 denote core-drilled mounts and model numbers with 4000 denote bolt-down mounts.
- Consult with your architect or general contractor for proper installation of bolt-down and core-drilled models, attachment varies by floor construction. Floor-mounting hardware and installation instructions are not included.
- Series 3000/4000 comes with 120 degree return swivel.
- Core Drill Base – Base is inserted into a hole and cemented or grouted in permanently. Please consult your architect or general contractor about installation.
- Bolt Down Base – Base is secured to the floor with bolts (not included). Please consult your architect or general contractor about installation.

OPTIONS

OPTIONS	PAGE	ADD TO LIST PRICE
Webbed Seat Construction	11	\$8
CAL 133	11	Call for Quote
Reduce Barstool Seat Height to 24"	-	\$10
Light Distressing on Wood Seats	14	\$18
Heavy Distressing on Wood Seats	14	\$18
Fixed Seating 19" Diameter Foot Ring on Counter Height Seat	-	\$65
Fixed Seating 19" Diameter Foot Ring on Bar Height Seat	-	\$65



750

ATLANTIS CHAIR

ALUMINUM SEAT & BACK

	BRUSHED
MODEL	ALUMINUM

750-66	942
--------	-----

WOOD SEAT & ALUMINUM BACK

MODEL	WOOD
-------	------

750-16	789
--------	-----

FULLY UPHOLSTERED SEAT & ALUMINUM BACK

MODEL	YARDAGE	COM	GRADE 1	GRADE 2	GRADE 3	GRADE 4	GRADE 5
750-36	0.45	726	757	764	772	779	787

Overall Height: 32.5" Seat Height: 19" Overall Depth: 18.5" Overall Width: 15.5"

C.O.M.: .45 yd Shipping Weight/Chair: 18# No. Per Carton: 2



750BS

ATLANTIS BARSTOOL

ALUMINUM SEAT & BACK

	BRUSHED
MODEL	ALUMINUM

750BS-66	1278
----------	------

WOOD SEAT & ALUMINUM BACK

MODEL	WOOD
-------	------

750BS-16	1097
----------	------

FULLY UPHOLSTERED SEAT & ALUMINUM BACK

MODEL	YARDAGE	COM	GRADE 1	GRADE 2	GRADE 3	GRADE 4	GRADE 5
750BS-36	0.45	1033	1064	1071	1079	1086	1094

Overall Height: 44" Seat Height: 30.5" Overall Depth: 18.25" Overall Width: 16"

C.O.M.: .45 yd Shipping Weight/Chair: 18# No. Per Carton: 1



750CS-3000 Core-drilled/
750CS-4000 Bolt-down

ATLANTIS CHAIR FIXED SEATING — CHAIR HEIGHT

ALUMINUM SEAT & BACK							
MODEL	BRUSHED ALUMINUM						
750CS-660-3000	1360						
WOOD SEAT & ALUMINUM BACK							
MODEL	WOOD						
750CS-16-3000	1162						
UPHOLSTERED SEAT & ALUMINUM BACK							
MODEL	YARDAGE	COM	GRADE 1	GRADE 2	GRADE 3	GRADE 4	GRADE 5
750CS-36-3000	0.45	1030	1061	1068	1076	1083	1091
ALUMINUM SEAT & BACK							
MODEL	BRUSHED ALUMINUM						
750CS-66-4000	1360						
WOOD SEAT & ALUMINUM BACK							
MODEL	WOOD						
750CS-16-4000	1162						
UPHOLSTERED SEAT & ALUMINUM BACK							
MODEL	YARDAGE	COM	GRADE 1	GRADE 2	GRADE 3	GRADE 4	GRADE 5
750CS-36-4000	0.45	1030	1061	1068	1076	1083	1091

Overall Height: 32.5" Seat Height: 18" Overall Depth: 18.5" Overall Width: 15.5"
C.O.M.: .45 yd Shipping Weight/Chair: 18.5# No. Per Carton: 2



3001 Core-Drilled
4001 Bolt-Down
3003 Core-Drilled w/ Footring
4003 Bolt-Down w/ Footring

ATLANTIS CHAIR FIXED SEATING — COUNTER HEIGHT

ALUMINUM SEAT & BACK							
MODEL	BRUSHED ALUMINUM						
750CS-66-3001	1386						
WOOD SEAT & ALUMINUM BACK							
MODEL	WOOD						
750CS-16-3001	1203						
UPHOLSTERED SEAT & ALUMINUM BACK							
MODEL	YARDAGE	COM	GRADE 1	GRADE 2	GRADE 3	GRADE 4	GRADE 5
750CS-36-3001	0.45	1154	1185	1192	1200	1207	1215
ALUMINUM SEAT & BACK							
MODEL	BRUSHED ALUMINUM						
750CS-66-4001	1386						
WOOD SEAT & ALUMINUM BACK							
MODEL	WOOD						
750CS-16-4001	1203						
UPHOLSTERED SEAT & ALUMINUM BACK							
MODEL	YARDAGE	COM	GRADE 1	GRADE 2	GRADE 3	GRADE 4	GRADE 5
750CS-36-4001	0.45	1154	1185	1192	1200	1207	1215

Overall Height: 37" Seat Height: 25" Overall Depth: 18.5" Overall Width: 15.5"
C.O.M.: .45 yd Shipping Weight/Chair: 21# No. Per Carton: 2



3002 Core-Drilled
 4002 Bolt-Down
 3004 Core Drilled w/ Footring
 4004 Bolt-Down w/ Footring

ATLANTIS CHAIR FIXED SEATING — BAR HEIGHT

ALUMINUM SEAT & BACK

MODEL	BRUSHED ALUMINUM
750CS-66-3002	1412

WOOD SEAT & ALUMINUM BACK

MODEL	WOOD
750CS-16-3002	1226

FULLY UPHOLSTERED SEAT & ALUMINUM BACK

MODEL	YARDAGE	COM	GRADE 1	GRADE 2	GRADE 3	GRADE 4	GRADE 5
750CS-36-3002	0.45	1178	1209	1216	1224	1231	1239

ALUMINUM SEAT & BACK

MODEL	BRUSHED ALUMINUM
750CS-66-4002	1412

WOOD SEAT & ALUMINUM BACK

MODEL	WOOD
750CS-16-4002	1226

FULLY UPHOLSTERED SEAT & ALUMINUM BACK

MODEL	YARDAGE	COM	GRADE 1	GRADE 2	GRADE 3	GRADE 4	GRADE 5
750CS-36-4002	0.45	1178	1209	1216	1224	1231	1239

Overall Height: 44" Seat Height: 30" Overall Depth: 18.5" Overall Width: 15.5"

C.O.M.: .45 yd Shipping Weight/Chair: 22.5# No. Per Carton: 2

SIREN COLLECTION



ABOUT THIS COLLECTION

The Siren Collection includes chairs, barstools, and fixed seating.

STANDARD FEATURES

- Available in powder coated aluminum frame or brushed aluminum frame
- Powder coated aluminum frame available with wood seat, upholstered seat, or aluminum seat
- Brushed aluminum frame available only in high gloss and low gloss clear coat and with brushed aluminum seat
- Wood seats made of 1" saddled ply
- Upholstered models feature 2" of high resilience foam
- 1 1/8" quarter round tube legs
- Premium metal glides

PERSONALIZATION OPTIONS

- The table to the right explains all of the available options for the Siren Collection.
- Please note for fixed seat options model numbers with 3000 denote core-drilled mounts and model numbers with 4000 denote bolt-down mounts.
- Consult with your architect or general contractor for proper installation of bolt-down and core-drilled models, attachment varies by floor construction. Floor-mounting hardware and installation instructions are not included.
- Series 3000/4000 comes with 120 degree return swivel.
- Core Drill Base – Base is inserted into a hole and cemented or grouted in permanently. Please consult your architect or general contractor about installation.
- Bolt Down Base – Base is secured to the floor with bolts (not included). Please consult your architect or general contractor about installation.

OPTIONS

OPTIONS	PAGE	ADD TO LIST PRICE
Webbed Seat Construction	11	\$8
CAL 133	11	Call for Quote
Reduce Barstool Seat Height to 24"	-	\$10
Light Distressing on Wood Seats	14	\$18
Heavy Distressing on Wood Seats	14	\$18
Fixed Seating 19" Diameter Foot Ring on Counter Height Seat	-	\$65
Fixed Seating 19" Diameter Foot Ring on Bar Height Seat	-	\$65



850

SIREN CHAIR

ALUMINUM SEAT & BACK

	BRUSHED
MODEL	ALUMINUM
850-66	942

WOOD SEAT & ALUMINUM BACK

MODEL	WOOD
850-16	789

FULLY UPHOLSTERED SEAT & ALUMINUM BACK

MODEL	YARDAGE	COM	GRADE 1	GRADE 2	GRADE 3	GRADE 4	GRADE 5
850-36	0.45	726	757	764	772	779	787

Overall Height: 34.25" Seat Height: 18.25" Overall Depth: 19.5" Overall Width: 16"
 C.O.M.: .45 yd Shipping Weight/Chair: 18# No. Per Carton: 2



850BS

SIREN BARSTOOL

ALUMINUM SEAT & BACK

	BRUSHED
MODEL	ALUMINUM
850BS-66	1278

WOOD SEAT & ALUMINUM BACK

MODEL	WOOD
850BS-16	1097

FULLY UPHOLSTERED SEAT & ALUMINUM BACK

MODEL	YARDAGE	COM	GRADE 1	GRADE 2	GRADE 3	GRADE 4	GRADE 5
850BS-36	0.45	1033	1064	1071	1079	1086	1094

Overall Height: 43.5" Seat Height: 30" Overall Depth: 19" Overall Width: 16"
 C.O.M.: .45 yd Shipping Weight/Chair: 18# No. Per Carton: 1



850CS-3000 Core-drilled/
850CS-4000 Bolt-down

SIREN CHAIR FIXED SEATING — CHAIR HEIGHT

ALUMINUM SEAT & BACK							
MODEL	BRUSHED ALUMINUM						
850CS-66-3000	1360						
WOOD SEAT & ALUMINUM BACK							
MODEL	WOOD						
850CS-16-3000	1162						
FULLY UPHOLSTERED SEAT & ALUMINUM BACK							
MODEL	YARDAGE	COM	GRADE 1	GRADE 2	GRADE 3	GRADE 4	GRADE 5
850CS-36-3000	0.45	1030	1061	1068	1076	1083	1091
ALUMINUM SEAT & BACK							
MODEL	BRUSHED ALUMINUM						
850CS-66-4000	1360						
WOOD SEAT & ALUMINUM BACK							
MODEL	WOOD						
850CS-16-4000	1162						
FULLY UPHOLSTERED SEAT & ALUMINUM BACK							
MODEL	YARDAGE	COM	GRADE 1	GRADE 2	GRADE 3	GRADE 4	GRADE 5
850CS-36-4000	0.45	1030	1061	1068	1076	1083	1091

Overall Height: 34" Seat Height: 18" Overall Depth: 19" Overall Width: 16"

C.O.M.: .45 yd Shipping Weight/Chair: 18# No. Per Carton: 2



3001 Core-Drilled
4001 Bolt-down
3003 Core-Drilled w/ Footring
4003 Bolt-Down w/ Footring

SIREN CHAIR FIXED SEATING — COUNTER HEIGHT

ALUMINUM SEAT & BACK							
MODEL	BRUSHED ALUMINUM						
850CS-66-3001	1386						
WOOD SEAT & ALUMINUM BACK							
MODEL	WOOD						
850CS-16-3001	1203						
FULLY UPHOLSTERED SEAT & ALUMINUM BACK							
MODEL	YARDAGE	COM	GRADE 1	GRADE 2	GRADE 3	GRADE 4	GRADE 5
850CS-36-3001	0.45	1154	1185	1192	1200	1207	1215
ALUMINUM SEAT & BACK							
MODEL	BRUSHED ALUMINUM						
850CS-66-4001	1386						
WOOD SEAT & ALUMINUM BACK							
MODEL	WOOD						
850CS-16-4001	1203						
FULLY UPHOLSTERED SEAT & ALUMINUM BACK							
MODEL	YARDAGE	COM	GRADE 1	GRADE 2	GRADE 3	GRADE 4	GRADE 5
850CS-36-4001	0.45	1154	1185	1192	1200	1207	1215

Overall Height: 37" Seat Height: 25" Overall Depth: 19" Overall Width: 16"

C.O.M.: .45 yd Shipping Weight/Chair: 21# No. Per Carton: 2



3002 Core-Drilled
 4002 Bolt-Down
 4003 Core-Drilled w/ Footring
 4004 Bolt-Down w/ Footring

SIREN CHAIR FIXED SEATING — BAR HEIGHT

ALUMINUM SEAT & BACK

MODEL	BRUSHED ALUMINUM
850CS-66-3002	1412

WOOD SEAT & ALUMINUM BACK

MODEL	WOOD
850CS-16-3002	1226

FULLY UPHOLSTERED SEAT & ALUMINUM BACK

MODEL	YARDAGE	COM	GRADE 1	GRADE 2	GRADE 3	GRADE 4	GRADE 5
850CS-36-3002	0.45	1178	1209	1216	1224	1231	1239

ALUMINUM SEAT & BACK

MODEL	BRUSHED ALUMINUM
850CS-66-4002	1412

WOOD SEAT & ALUMINUM BACK

MODEL	WOOD
850CS-16-4002	1226

FULLY UPHOLSTERED SEAT & ALUMINUM BACK

MODEL	YARDAGE	COM	GRADE 1	GRADE 2	GRADE 3	GRADE 4	GRADE 5
850CS-36-4002	0.45	1178	1209	1216	1224	1231	1239

Overall Height: 44" Seat Height: 30" Overall Depth: 19" Overall Width: 16"

C.O.M.: .45 yd Shipping Weight/Chair: 22# No. Per Carton: 2

TABLES

TABLES INFORMATION

ABOUT OUR TABLES

Our table line includes a wide variety of standard materials, shapes, sizes, and edge treatments. We offer both indoor and outdoor commercial tables. Most of our tables are built for commercial indoor use only. Using a combination of our CNC laser-cutting machinery and master craftsman, choose from a large selection of communal tables to simple pedestals. For table sizes, shapes, and materials not listed in this Price List, please contact customer service.

Our table tops and bases are sold as one unit. While tops and bases can be purchased separately, to ensure the best quality product and fit, we suggest specifying complete tables. For most pedestal tables, tops are shipped separately from bases but are pre-drilled for easy installation into their accompanying bases.

WOOD TOPS

We use Maple, Hickory, White Oak, Walnut, or Mixed Woods for our solid wood tops. For each solid wood table, we sand and stain every square inch by hand. We then enhance the grain with expertly applied finishes that ensure long-lasting beauty. Maple table tops are available in all 16 of our standard wood finishes. Hickory, White Oak, Walnut, and Mixed Woods are only available with a natural, clear coat finish. If you specify a finish other than natural on any of these other species a custom match fee will be applied to your order. Because wood is a natural material, color may vary slightly from one piece to another, but every effort is made in the factory to match pieces consistently. Standard thickness for wood tables is 1.5".

LAMINATE TOPS

We use industrial-grade, low-formaldehyde particle board for the cores of our laminate table tops. Standard face for laminate top is .05" with a phenolic resin backer for balanced construction. Tops can also be specified with custom-designed laminates or certain high-performance grades for chemical resistant surfaces, fire-rated surfaces, and exceptional high-wear surfaces. Contact customer service for details and pricing.

Pricing for laminate tops is based on the Wilsonart "The Standards" Collection, but other laminates are available, we work with most major laminate providers: Wilsonart, Pionite, Formica, Nevamar, Arborite, etc. Call factory for information on laminate inlays.

STONE & SOLID SURFACE TABLE TOPS

Please contact our Specials Department if you would like a quote on Corian and other solid surfaces.

BASES

All of our table bases are made of either high-strength, structural steel or heavy-duty cast iron. Columns on both are heavy-wall tubes made of 14-gauge steel. All connections are hard welded using state-of-the-art machinery and a deep-penetration welding process that maximizes strength.

Bases are cleaned and primed before paint is applied via an automotive-grade powder coat system that assures even and thorough coverage. The environmentally friendly epoxy/polyester finish is baked in to create a beautiful, durable, color-rich surface.

Cast iron is produced by pouring molten iron into a mold and naturally cooling, which can create pitting in the metal. Pitting in the metal becomes visible when the iron is finished with a high gloss or highly saturated pigment. For a sleek look, we recommend using black or textured finishes on our cast iron bases. Finishes that work well include Rugged Brown, Ultra Bronze, Satin Tex, Ink Black, or Black Wrinkle.

Labor saving attachment provides for easy assembly and can save you hours on large installations.

TOLERANCES

Standard tables are 30" high. Counter height tables are 36" high. Pub height or bar height tables are 42" high. All dimensions listed for tops and bases are nominal and may vary slightly according to base configuration, edge profile selected, and any added accessories. Communal tables are true to size as noted in the dimensions with each product.

For example, if a table is listed in the price list as a 24" length, then the actual dimensions will vary just slightly depending on your selected edge profile. Please see table below for nominal dimensions and actual dimension comparisons.

Nominal Dimensions	Vinyl, Aluminum Urethane	Solid Wood	0.75" Solid Wood	1.25" Solid Wood	2" Solid Wood
24.000	23.500	23.500	23.500	23.500	23.500
30.000	29.500	29.500	29.500	29.500	29.500
36.000	35.500	35.500	35.500	35.500	35.500
42.000	41.500	41.500	41.500	41.500	41.500
48.000	47.500	47.500	47.500	47.500	47.500
54.000	53.500	53.500	53.500	53.500	53.500
60.000	59.500	59.500	59.500	59.500	59.500
72.000	71.500	71.500	71.500	71.500	71.500
84.000	83.500	83.500	83.500	83.500	83.500
96.000	95.500	95.500	95.500	95.500	95.500

*If tolerances are critical to the job application, acceptable tolerances must be noted on the purchase order.

BASE ONLY PURCHASES

Customers purchasing table base(s) without a top should note that we cannot and do not guarantee the strength, stability, and performance of the completed table with a top from a different source. Grand Rapids Chair tables are not meant to be sold as separate parts, but as whole products. Furthermore, if the customer purchases bases and table tops as separate parts, we will not provide construction and installation instructions for purchased parts to the customer, contractor, or installation crew.

TABLES: ACCESSORIES & OPTIONS

Depending on the model, most tables will allow you to add extra options like foot rings, purse hooks, and even power and electrical units. Below are our table options and accessories.



FOOT RINGS

A 18.75" diameter foot ring is hard-welded to the vertical column on pub height tables. Available with most base designs. All standard finishes available.



PURSE SHELF

An "under-top" option to accommodate purses, coats, cameras, etc. on pub height tables. Each shelf has four storage hooks affixed to the bottom of the shelf. Standard size is 15" in diameter, finished to match the table top. Call factory for pricing.



SELF-LEVELING GLIDES

A patented product that self-levels table bases on uneven floors. Clearance between bottom of base and floor is 2" with self-leveling glides.



TABLE-FLIP MECHANISM

Usually specified to accommodate table storage, this high-strength steel assembly allows the table top to easily flip into a vertical position. Available on square and round tops up to 36".

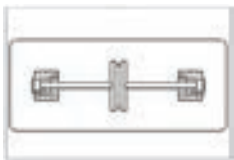


TABLE-FOLD MECHANISM

Mechanism allowing T-base tables to fold. Typically used to accommodate table storage.



TABLE CONNECTORS

Used to join square and rectangular tables together for reconfiguring spaces, featuring our patented "Sure Lock" mechanism.



LABOR SAVER

Labor Saver provides for easy assembly using a fixed, hardened 1/2" bolt that is hard welded into a heavy plate inside the bottom of the column then simply attached to the base and tightened by a nut and washer. This unique attachment can save you hours on large installations. Available on most pedestal bases.

LOOKING FOR SOMETHING MORE CUSTOM?

Our customization capabilities include:

- Engraving
- Printed table tops
- Distressing
- Custom wood stains and finishes
- Custom powder coat colors
- Custom heights
- Unique top shapes and sizes

Email your account manager for more information.

SOLID WOOD TOP EDGES

Available on all wood table tops including Maple, Walnut, White Oak, Hickory, and Mixed Woods.



Eased



Bullnose



WF6 - Knife Edge

LAMINATE TOP EDGES

The edges below are available for laminate tops and vary by product line.



Vintee, T-mold edge



3MM, Flat Plastic Edge



IPWF6 - Exposed Ply Knife Edge, Laminate Overlay Top



WD6 - Solid Wood Knife Edge



3MM, Knife Edge



IPWFLAT - Exposed Ply Flat Edge, Laminate Overlay Top



WD1

PEDESTAL TABLES - CAST IRON BASE



About the Collection

Orbit Tables feature a round cast iron base with a circular steel column. The Orbit series is available in round, square, or rectangle top shapes. Choose between 30" (dining), 36" (counter), or 42" (bar) height.

Standard Features

- Tops are available in square, round, or rectangular shapes
- Available top materials include solid wood in a variety of species and finishes or laminate top of your choosing
- Circular-shaped cast base with circular steel column
- Adjustable glides

Options & Accessories

Purse Shelf: Vintee Surfaces	124	\$250 List
Table-Flip Mechanism	124	\$140/Base
Table Connectors	124	\$75/Connection
Light Distressing	124	Call for Quote
Heavy Distressing	124	Call for Quote

Required to Order

1. Model Number and Description
2. Wood or Laminate Top Finish
3. Table Top Edge Profile
4. Table Base Finish
5. Options, if selected (above)

Example:

OR-24-24-SQ-36, Table, Orbit, OR, 24-24, Square Shape, Counter Height, Solid Wood Top, Maple, Eased Edge, Olive Green Base & Column

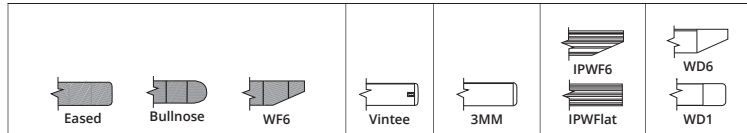
Notes & Tips


- * Assembly required
- * High gloss or low gloss clear coat not available


ORBIT TABLES — ROUND TABLES - 30", 36", 42" HIGH


Solid Wood Table Edge Options


Laminate Table Top Edge Options




Description	Top Size		Model #	\$ List Price							Unpkgd. Wgt. #
	Dia.	H		Maple	Hickory, White Oak	Walnut, Mixed Woods	Vinyl	Edgeband	Laminate Overlay	Wood Edges	
30" High, Round Orbit Table 	24" dia.	30"	OR-24-24-RD-30	825	1532	1716	450	559	633	1047	46
	30" dia.	30"	OR-30-30-RD-30	1099	1846	2067	519	671	859	1304	59
	36" dia.	30"	OR-36-36-RD-30	1467	2256	2527	659	846	1160	1642	74
	42" dia.	30"	OR-42-42-RD-30	1921	2751	3082	861	1001	1680	2213	104
	48" dia.	30"	OR-48-48-RD-30	2531	3621	4055	999	1249	1963	2544	127

Description	Top Size		Model #	\$ List Price							Unpkgd. Wgt. #
	Dia.	H		Maple	Hickory, White Oak	Walnut, Mixed Woods	Vinyl	Edgeband	Laminate Overlay	Wood Edges	
36" High, Round Orbit Table 	24" dia.	36"	OR-24-24-RD-36	910	1617	1801	535	644	718	1132	
	30" dia.	36"	OR-30-30-RD-36	1184	1931	2152	604	756	944	1389	
	36" dia.	36"	OR-36-36-RD-36	1552	2341	2612	744	931	1245	1727	
	42" dia.	36"	OR-42-42-RD-36	2006	2836	3167	946	1086	1765	2298	
	48" dia.	36"	OR-48-48-RD-36	2616	3706	4140	1084	1334	2048	2629	

Description	Top Size		Model #	\$ List Price							Unpkgd. Wgt. #
	Dia.	H		Maple	Hickory, White Oak	Walnut, Mixed Woods	Vinyl	Edgeband	Laminate Overlay	Wood Edges	
36" High, Round Orbit Table With Foot Ring 	24" dia.	36"	OR-24-24-RD-36-FR	995	1702	1886	620	729	803	1217	
	30" dia.	36"	OR-30-30-RD-36-FR	1269	2016	2237	689	841	1029	1474	
	36" dia.	36"	OR-36-36-RD-36-FR	1637	2426	2697	829	1016	1330	1812	
	42" dia.	36"	OR-42-42-RD-36-FR	2091	2921	3252	1031	1171	1850	2383	
	48" dia.	36"	OR-48-48-RD-36-FR	2701	3791	4225	1169	1419	2133	2714	

Description	Top Size		Model #	\$ List Price							Unpkgd. Wgt. #
	Dia.	H		Maple	Hickory, White Oak	Walnut, Mixed Woods	Vinyl	Edgeband	Laminate Overlay	Wood Edges	
42" High, Round Orbit Table 	24" dia.	42"	OR-24-24-RD-42	910	1617	1801	535	644	718	1132	
	30" dia.	42"	OR-30-30-RD-42	1184	1931	2152	604	756	944	1389	
	36" dia.	42"	OR-36-36-RD-42	1552	2341	2612	744	931	1245	1727	
	42" dia.	42"	OR-42-42-RD-42	2006	2836	3167	946	1086	1765	2298	
	48" dia.	42"	OR-48-48-RD-42	2616	3706	4140	1084	1334	2048	2629	


Description	Top Size		Model #	\$ List Price							Unpkgd. Wgt. #
	Dia.	H		Maple	Hickory, White Oak	Walnut, Mixed Woods	Vinyl	Edgeband	Laminate Overlay	Wood Edges	
42" High, Round Orbit Table With Foot Ring 	24" dia.	42"	OR-24-24-RD-42-FR	995	1702	1886	620	729	803	1217	
	30" dia.	42"	OR-30-30-RD-42-FR	1269	2016	2237	689	841	1029	1474	
	36" dia.	42"	OR-36-36-RD-42-FR	1637	2426	2697	829	1016	1330	1812	
	42" dia.	42"	OR-42-42-RD-42-FR	2091	2921	3252	1031	1171	1850	2383	
	48" dia.	42"	OR-48-48-RD-42-FR	2701	3791	4225	1169	1419	2133	2714	


ORBIT TABLES — SQUARE TABLES - 30", 36", 42" HIGH


Solid Wood Table Edge Options


Laminate Table Top Edge Options




Description	Top Size			Model #	\$ List Price							Unpkgd. Wgt. #
	W	L	H		Maple	Hickory, White Oak	Walnut, Mixed Woods	Vinyl	Edgeband	Laminate Overlay	Wood Edges	
 30" High, Square Orbit Table	24"	24"	30"	OR-24-24-SQ-30	805	1532	1716	450	559	533	663	46
	30"	30"	30"	OR-30-30-SQ-30	1070	1811	2029	519	671	686	893	69
	36"	36"	30"	OR-36-36-SQ-30	1467	2256	2527	659	846	915	1207	85
	42"	42"	30"	OR-42-42-SQ-30	1864	2685	3007	861	1001	1276	1776	126

Description	Top Size			Model #	\$ List Price							Unpkgd. Wgt. #
	W	L	H		Maple	Hickory, White Oak	Walnut, Mixed Woods	Vinyl	Edgeband	Laminate Overlay	Wood Edges	
 36" High, Square Orbit Table	24"	24"	36"	OR-24-24-SQ-36	890	1617	1801	535	644	618	748	
	30"	30"	36"	OR-30-30-SQ-36	1155	1896	2114	604	756	771	978	
	36"	36"	36"	OR-36-36-SQ-36	1552	2341	2612	744	931	1000	1292	
	42"	42"	36"	OR-42-42-SQ-36	1949	2770	3092	946	1086	1361	1861	

Description	Top Size			Model #	\$ List Price							Unpkgd. Wgt. #
	W	L	H		Maple	Hickory, White Oak	Walnut, Mixed Woods	Vinyl	Edgeband	Laminate Overlay	Wood Edges	
 36" High, Square Orbit Table With Foot Ring	24"	24"	36"	OR-24-24-SQ-36-FR	975	1702	1886	620	729	703	833	
	30"	30"	36"	OR-30-30-SQ-36-FR	1240	1981	2199	689	841	856	1063	
	36"	36"	36"	OR-36-36-SQ-36-FR	1637	2426	2697	829	1016	1085	1377	
	42"	42"	36"	OR-42-42-SQ-36-FR	2034	2855	3177	1031	1171	1446	1946	

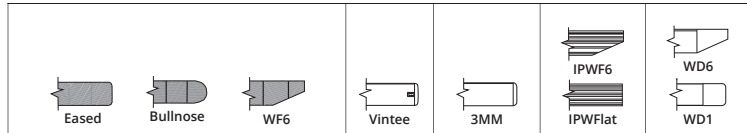
Description	Top Size			Model #	\$ List Price							Unpkgd. Wgt. #
	W	L	H		Maple	Hickory, White Oak	Walnut, Mixed Woods	Vinyl	Edgeband	Laminate Overlay	Wood Edges	
 42" High, Square Orbit Table	24"	24"	42"	OR-24-24-SQ-42	890	1617	1801	535	644	618	748	
	30"	30"	42"	OR-30-30-SQ-42	1155	1896	2114	604	756	771	978	
	36"	36"	42"	OR-36-36-SQ-42	1552	2341	2612	744	931	1000	1292	
	42"	42"	42"	OR-42-42-SQ-42	1949	2770	3092	946	1086	1361	1861	


Description	Top Size			Model #	\$ List Price							Unpkgd. Wgt. #
	W	L	H		Maple	Hickory, White Oak	Walnut, Mixed Woods	Vinyl	Edgeband	Laminate Overlay	Wood Edges	
 42" High, Square Orbit Table With Foot Ring	24"	24"	42"	OR-24-24-SQ-42-FR	975	1702	1886	620	729	703	833	
	30"	30"	42"	OR-30-30-SQ-42-FR	1240	1981	2199	689	841	856	1063	
	36"	36"	42"	OR-36-36-SQ-42-FR	1637	2426	2697	829	1016	1085	1377	
	42"	42"	42"	OR-42-42-SQ-42-FR	2034	2855	3177	1031	1171	1446	1946	


ORBIT TABLES — RECTANGULAR TABLES - 30", 36", 42" HIGH


Solid Wood Table Edge Options


Laminate Table Top Edge Options




Description	Top Size			Model #	\$ List Price							Unpkgd. Wgt. #
	W	L	H		Maple	Hickory, White Oak	Walnut, Mixed Woods	Vinyl	Edgeband	Laminate Overlay	Wood Edges	
 30" High, Rectangular Orbit Table	24"	30"	30"	OR-24-30-RT-30	924	1728	1935	480	683	607	765	61
	24"	36"	30"	OR-24-36-RT-30	1069	1821	2039	542	735	711	898	67
	30"	36"	30"	OR-30-36-RT-30	1286	2078	2327	607	703	806	1055	

Description	Top Size			Model #	\$ List Price							Unpkgd. Wgt. #
	W	L	H		Maple	Hickory, White Oak	Walnut, Mixed Woods	Vinyl	Edgeband	Laminate Overlay	Wood Edges	
 36" High, Rectangular Orbit Table	24"	30"	36"	OR-24-30-RT-36	1009	1813	2020	565	768	692	850	
	24"	36"	36"	OR-24-36-RT-36	1154	1906	2124	627	820	796	983	
	30"	36"	36"	OR-30-36-RT-36	1456	2248	2497	777	873	976	1225	

Description	Top Size			Model #	\$ List Price							Unpkgd. Wgt. #
	W	L	H		Maple	Hickory, White Oak	Walnut, Mixed Woods	Vinyl	Edgeband	Laminate Overlay	Wood Edges	
 36" High, Rectangular Orbit Table With Foot Ring	24"	30"	36"	OR-24-30-RT-36-FR	1094	1898	2105	650	853	777	935	
	24"	36"	36"	OR-24-36-RT-36-FR	1239	1991	2209	712	905	881	1068	

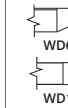
Description	Top Size			Model #	\$ List Price							Unpkgd. Wgt. #
	W	L	H		Maple	Hickory, White Oak	Walnut, Mixed Woods	Vinyl	Edgeband	Laminate Overlay	Wood Edges	
 42" High, Rectangular Orbit Table	24"	30"	42"	OR-24-30-RT-42	1009	1813	2020	565	768	692	850	
	24"	36"	42"	OR-24-36-RT-42	1154	1906	2124	627	820	796	983	
	30"	36"	42"	OR-30-36-RT-42	1456	2248	2497	777	873	976	1225	


Description	Top Size			Model #	\$ List Price							Unpkgd. Wgt. #
	W	L	H		Maple	Hickory, White Oak	Walnut, Mixed Woods	Vinyl	Edgeband	Laminate Overlay	Wood Edges	
 42" High, Rectangular Orbit Table With Foot Ring	24"	30"	42"	OR-24-30-RT-42-FR	1094	1898	2105	650	853	777	935	
	24"	36"	42"	OR-24-36-RT-42-FR	1239	1991	2209	712	905	881	1068	


ORBIT TABLES — RECTANGULAR TABLES - 30", 36", 42" HIGH


Solid Wood Table Edge Options

Laminate Table Top Edge Options



Description	Top Size			Model #	\$ List Price							Unpkgd. Wgt. #
	W	L	H		Maple	Hickory, White Oak	Walnut, Mixed Woods	Vinyl	Edgeband	Laminate Overlay	Wood Edges	
30" High, Rectangular Orbit Table With Two Bases 	24"	42"	30"	OR-24-42-RT-30	1224	1956	2191	576	790	817	1001	73
	24"	48"	30"	OR-24-48-RT-30	1344	2048	2294	607	824	859	1104	
	24"	60"	30"	OR-24-60-RT-30	1874	2606	2919	878	1151	1203	1521	
	24"	72"	30"	OR-24-72-RT-30	2118	2972	3329	960	1243	1211	1727	
	30"	42"	30"	OR-30-42-RT-30	1396	2135	2391	633	818	931	1214	
	30"	48"	30"	OR-30-48-RT-30	1543	2278	2552	674	897	986	1310	
	30"	60"	30"	OR-30-60-RT-30	2176	3064	3432	1011	1232	1421	1842	
	30"	72"	30"	OR-30-72-RT-30	2485	3528	3951	1095	1358	1601	2096	
	36"	60"	30"	OR-36-60-RT-30	2485	3528	3951	1086	1351	1601	2096	
36"	72"	30"	OR-36-72-RT-30	2850	4078	4568	1191	1466	1820	2404		

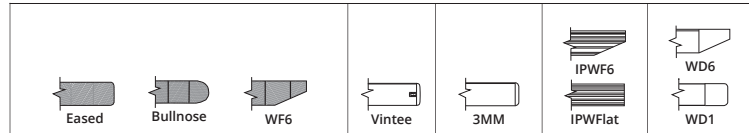
Description	Top Size			Model #	\$ List Price							Unpkgd. Wgt. #
	W	L	H		Maple	Hickory, White Oak	Walnut, Mixed Woods	Vinyl	Edgeband	Laminate Overlay	Wood Edges	
36" High, Rectangular Orbit Table With Two Bases 	24"	42"	36"	OR-24-42-RT-36	1309	2041	2276	661	875	902	1086	
	24"	48"	36"	OR-24-48-RT-36	1514	2218	2464	777	994	1029	1274	
	24"	60"	36"	OR-24-60-RT-36	2044	2776	3089	1048	1321	1373	1691	
	24"	72"	36"	OR-24-72-RT-36	2288	3142	3499	1130	1413	1381	1897	
	30"	42"	36"	OR-30-42-RT-36	1566	2305	2561	803	988	1101	1384	
	30"	48"	36"	OR-30-48-RT-36	1713	2448	2722	844	1067	1156	1480	
	30"	60"	36"	OR-30-60-RT-36	2346	3234	3602	1181	1402	1591	2012	
	30"	72"	36"	OR-30-72-RT-36	2655	3698	4121	1265	1528	1771	2266	
	36"	60"	36"	OR-36-60-RT-36	2655	3698	4121	1256	1521	1771	2266	
36"	72"	36"	OR-36-72-RT-36	3020	4248	4738	1361	1636	1990	2574		


Description	Top Size			Model #	\$ List Price							Unpkgd. Wgt. #
	W	L	H		Maple	Hickory, White Oak	Walnut, Mixed Woods	Vinyl	Edgeband	Laminate Overlay	Wood Edges	
36" High, Rectangular Orbit Table With Two Bases and Foot Ring 	24"	60"	36"	OR-24-60-RT-36-FR	2214	2946	3259	1218	1491	1543	1861	
	24"	72"	36"	OR-24-72-RT-36-FR	2458	3312	3669	1300	1583	1551	2067	
	30"	60"	36"	OR-30-60-RT-36-FR	2516	3404	3772	1351	1572	1761	2182	
	30"	72"	36"	OR-30-72-RT-36-FR	2825	3868	4291	1435	1698	1941	2436	
	36"	60"	36"	OR-36-60-RT-36-FR	2825	3868	4291	1426	1691	1941	2436	
	36"	72"	36"	OR-36-72-RT-36-FR	3190	4418	4908	1531	1806	2160	2744	

ORBIT TABLES — RECTANGULAR TABLES - 30", 36", 42" HIGH

Solid Wood Table Edge Options

Laminate Table Top Edge Options



Description	Top Size			Model #	\$ List Price							Unpkgd. Wgt. #
	W	L	H		Maple	Hickory, White Oak	Walnut, Mixed Woods	Vinyl	Edgeband	Laminate Overlay	Wood Edges	
42" High, Rectangular Orbit Table With Two Bases 	24"	42"	42"	OR-24-42-RT-42	1309	2041	2276	661	875	902	1086	
	24"	48"	42"	OR-24-48-RT-42	1514	2218	2464	777	994	1029	1274	
	24"	60"	42"	OR-24-60-RT-42	2044	2776	3089	1048	1321	1373	1691	
	24"	72"	42"	OR-24-72-RT-42	2288	3142	3499	1130	1413	1381	1897	
	30"	42"	42"	OR-30-42-RT-42	1566	2305	2561	803	988	1101	1384	
	30"	48"	42"	OR-30-48-RT-42	1713	2448	2722	844	1067	1156	1480	
	30"	60"	42"	OR-30-60-RT-42	2346	3234	3602	1181	1402	1591	2012	
	30"	72"	42"	OR-30-72-RT-42	2655	3698	4121	1265	1528	1771	2266	
	36"	60"	42"	OR-36-60-RT-42	2655	3698	4121	1256	1521	1771	2266	
36"	72"	42"	OR-36-72-RT-42	3020	4248	4738	1361	1636	1990	2574		

42" High, Rectangular Orbit Table With Two Bases and Foot Ring



W	L	H	Model #	Maple	Hickory, White Oak	Walnut, Mixed Woods	Vinyl	Edgeband	Laminate Overlay	Wood Edges	
24"	60"	42"	OR-24-60-RT-42-FR	2214	2946	3259	1218	1491	1543	1861	
24"	72"	42"	OR-24-72-RT-42-FR	2458	3312	3669	1300	1583	1551	2067	
30"	60"	42"	OR-30-60-RT-42-FR	2516	3404	3772	1351	1572	1761	2182	
30"	72"	42"	OR-30-72-RT-42-FR	2825	3868	4291	1435	1698	1941	2436	
36"	60"	42"	OR-36-60-RT-42-FR	2825	3868	4291	1426	1691	1941	2436	
36"	72"	42"	OR-36-72-RT-42-FR	3190	4418	4908	1531	1806	2160	2744	



About the Collection

Spartan Tables feature an X-shaped or T-shaped cast iron base with a circular steel column. The Spartan series is available in round, square, or rectangle top shapes. Choose between 30" (dining), 36" (counter), or 42" (bar) height.

Standard Features

- Tops are available in square, round, or rectangular shapes
- Available top materials include solid wood in a variety of species and finishes or laminate tops of your choosing
- X-based shaped cast base with circular steel column
- Adjustable glides

Options & Accessories

Purse Shelf: Vintee Surfaces	124	\$250
Self-Leveling Glides	124	\$12/T-Base, \$24/X-Base
Table-Flip Mechanism	124	\$140/Base
Table Connectors	124	\$75/Connection
Light Distressing	124	Call for Quote
Heavy Distressing	124	Call for Quote

Required to Order

1. Model Number and Description
2. Wood or Laminate Top Finish
3. Table Top Edge Profile
4. Table Base Finish
5. Options, if selected (above)
6. Glides, if other than standard listed

Example:

SP-24-24-SQ-36, Table, Spartan, SP, 24-24, Square Shape, Counter Height, Solid Wood Top, Maple, Eased Edge, Olive Green Base & Column

Notes & Tips






- * When specifying self-leveling glides, overall height of table increases by 1/4"
- * Assembly required
- * High gloss or low gloss clear coat not available

SPARTAN TABLES — ROUND TABLES - 30", 36", 42" HIGH

Solid Wood Table Edge Options

Laminate Table Top Edge Options

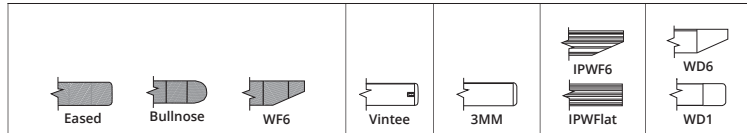







Description	Top Size			\$ List Price							Unpkgd. Wgt. #
	Dia.	H	Model #	Maple	Hickory, White Oak	Walnut, Mixed Woods	Vinyl	Edgeband	Laminate Overlay	Wood Edges	
30" High, Round Spartan Table 	24" dia.	30"	SP-24-24-RD-30	663	1343	1504	446	506	629	1042	36
	30" dia.	30"	SP-30-30-RD-30	940	1657	1855	516	581	856	1296	48
	36" dia.	30"	SP-36-36-RD-30	1286	2040	2285	641	725	1142	1625	64
	42" dia.	30"	SP-42-42-RD-30	2127	3045	3411	957	1080	1776	2294	85
36" High, Round Spartan Table 	24" dia.	36"	SP-24-24-RD-36	748	1428	1589	531	591	714	1127	
	30" dia.	36"	SP-30-30-RD-36	1025	1742	1940	601	666	941	1381	
	36" dia.	36"	SP-36-36-RD-36	1371	2125	2370	726	810	1227	1710	
36" High, Round Spartan Table With Foot Ring 	24" dia.	36"	SP-24-24-RD-36-FR	833	1513	1674	616	676	799	1212	
	30" dia.	36"	SP-30-30-RD-36-FR	1110	1827	2025	686	751	1026	1466	
	36" dia.	36"	SP-36-36-RD-36-FR	1456	2210	2455	811	895	1312	1795	
42" High, Round Spartan Table 	24" dia.	42"	SP-24-24-RD-42	748	1428	1589	531	591	714	1127	
	30" dia.	42"	SP-30-30-RD-42	1025	1742	1940	601	666	941	1381	
	36" dia.	42"	SP-36-36-RD-42	1371	2125	2370	726	810	1227	1710	
42" High, Round Spartan Table With Foot Ring 	24" dia.	42"	SP-24-24-RD-42-FR	833	1513	1674	616	676	799	1212	
	30" dia.	42"	SP-30-30-RD-42-FR	1110	1827	2025	686	751	1026	1466	
	36" dia.	42"	SP-36-36-RD-42-FR	1456	2210	2455	811	895	1312	1795	

SPARTAN TABLES — SQUARE TABLES - 30", 36", 42" HIGH

Solid Wood Table Edge Options

Laminate Table Top Edge Options

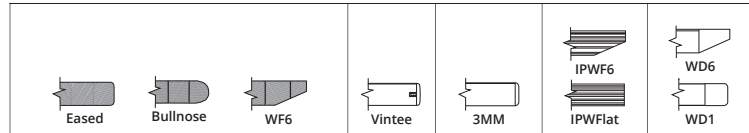







Description	Top Size			Model #	\$ List Price								Unpkgd. Wgt. #
	W	L	H		Maple	Hickory, White Oak	Walnut, Mixed Woods	Vinyl	Edgeband	Laminate Overlay	Wood Edges		
30" High, Square Spartan Table 	24"	24"	30"	SP-24-24-SQ-30	647	1322	1481	446	506	527	907	42	
	30"	30"	30"	SP-30-30-SQ-30	910	1625	1820	529	581	696	1165	55	
	36"	36"	30"	SP-36-36-SQ-30	1286	1907	2136	619	725	875	1442	75	
	42"	42"	30"	SP-42-42-SQ-30	1827	2643	2959	718	962	1135	1923	100	
36" High, Square Spartan Table 	24"	24"	36"	SP-24-24-SQ-36	732	1407	1566	531	591	612	992		
	30"	30"	36"	SP-30-30-SQ-36	995	1710	1905	614	666	781	1250		
	36"	36"	36"	SP-36-36-SQ-36	1371	1992	2221	704	810	960	1527		
36" High, Square Spartan Table With Foot Ring 	24"	24"	36"	SP-24-24-SQ-36-FR	817	1492	1651	616	676	697	1077		
	30"	30"	36"	SP-30-30-SQ-36-FR	1080	1795	1990	699	751	866	1335		
	36"	36"	36"	SP-36-36-SQ-36-FR	1456	2077	2306	789	895	1045	1612		
42" High, Square Spartan Table 	24"	24"	42"	SP-24-24-SQ-42	732	1407	1566	531	591	612	992		
	30"	30"	42"	SP-30-30-SQ-42	995	1710	1905	614	666	781	1250		
	36"	36"	42"	SP-36-36-SQ-42	1371	1992	2221	704	810	960	1527		
42" High, Square Spartan Table With Foot Ring 	24"	24"	42"	SP-24-24-SQ-42-FR	817	1492	1651	616	676	697	1077		
	30"	30"	42"	SP-30-30-SQ-42-FR	1080	1795	1990	699	751	866	1335		
	36"	36"	42"	SP-36-36-SQ-42-FR	1456	2077	2306	789	895	1045	1612		

SPARTAN TABLES — RECTANGULAR TABLES - 30", 36", 42" HIGH

Solid Wood Table Edge Options

Laminate Table Top Edge Options

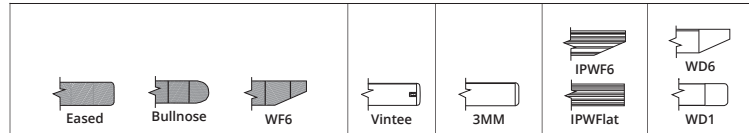





Description	Top Size			Model #	\$ List Price							Unpkgd. Wgt. #
	W	L	H		Maple	Hickory, White Oak	Walnut, Mixed Woods	Vinyl	Edgeband	Laminate Overlay	Wood Edges	
	24"	30"	30"	SP-24-30-RT-30	764	1458	1633	476	539	602	1014	50
	24"	36"	30"	SP-24-36-RT-30	907	1560	1748	524	589	690	1138	56
	24"	42"	30"	SP-24-42-RT-30	1036	1669	1869	556	628	797	1245	65
	30"	36"	30"	SP-30-36-RT-30	1090	1776	1990	589	658	787	1302	65
	24"	30"	36"	SP-24-30-RT-36	849	1543	1718	561	624	687	1099	
	24"	36"	36"	SP-24-36-RT-36	992	1645	1833	609	674	775	1223	
	24"	42"	36"	SP-24-42-RT-36	1121	1754	1954	641	713	882	1330	
	30"	36"	36"	SP-30-36-RT-36	1175	1861	2075	674	743	872	1387	
	24"	30"	36"	SP-24-30-RT-36-FR	934	1628	1803	646	709	772	1184	
	24"	36"	36"	SP-24-36-RT-36-FR	1077	1730	1918	694	759	860	1308	
	24"	42"	36"	SP-24-42-RT-36-FR	1206	1839	2039	726	798	967	1415	
	30"	36"	36"	SP-30-36-RT-36-FR	1260	1946	2160	759	828	957	1472	
	24"	30"	42"	SP-24-30-RT-42	849	1543	1718	561	624	687	1099	
	24"	36"	42"	SP-24-36-RT-42	992	1645	1833	609	674	775	1223	
	24"	42"	42"	SP-24-42-RT-42	1121	1754	1954	641	713	882	1330	
	30"	36"	42"	SP-30-36-RT-42	1175	1861	2075	674	743	872	1387	
	24"	30"	42"	SP-24-30-RT-42-FR	934	1628	1803	646	709	772	1184	
	24"	36"	42"	SP-24-36-RT-42-FR	1077	1730	1918	694	759	860	1308	
	24"	42"	42"	SP-24-42-RT-42-FR	1206	1839	2039	726	798	967	1415	
	30"	36"	42"	SP-30-36-RT-42-FR	1206	1839	2039	726	798	967	1415	

SPARTAN TABLES — RECTANGULAR TABLES - 30", 36", 42" HIGH

Solid Wood Table Edge Options

Laminate Table Top Edge Options

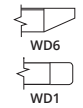



Description	Top Size			Model #	\$ List Price							Unpkgd. Wgt. #
	W	L	H		Maple	Hickory, White Oak	Walnut, Mixed Woods	Vinyl	Edgeband	Laminate Overlay	Wood Edges	
30" High, Rectangular Spartan Table With T-Bases 	24"	48"	30"	SP-24-48-RT-30	1281	1911	2140	601	691	838	1292	70
	24"	60"	30"	SP-24-60-RT-30	1535	2209	2474	833	880	1157	1762	
	24"	72"	30"	SP-24-72-RT-30	1780	2576	2886	915	971	1165	1977	
	30"	48"	30"	SP-30-48-RT-30	1488	2154	2412	634	743	946	1543	
	30"	60"	30"	SP-30-60-RT-30	1840	2666	2986	869	961	1259	1815	
	30"	72"	30"	SP-30-72-RT-30	2147	3129	3504	960	1055	1306	2082	
36" High, Rectangular Spartan Table With T-Bases 	24"	48"	36"	SP-24-48-RT-36	1451	2081	2310	771	861	1008	1462	
	24"	60"	36"	SP-24-60-RT-36	1705	2379	2644	1003	1050	1327	1932	
	24"	72"	36"	SP-24-72-RT-36	1950	2746	3056	1085	1141	1335	2147	
	30"	48"	36"	SP-30-48-RT-36	1658	2324	2582	804	913	1116	1713	
	30"	60"	36"	SP-30-60-RT-36	2010	2836	3156	1039	1131	1429	1985	
	30"	72"	36"	SP-30-72-RT-36	2317	3299	3674	1130	1225	1476	2252	
42" High, Rectangular Spartan Table With T-Bases 	24"	48"	42"	SP-24-48-RT-42	1451	2081	2310	771	861	1008	1462	
	24"	60"	42"	SP-24-60-RT-42	1705	2379	2644	1003	1050	1327	1932	
	24"	72"	42"	SP-24-72-RT-42	1950	2746	3056	1085	1141	1335	2147	
	30"	48"	42"	SP-30-48-RT-42	1658	2324	2582	804	913	1116	1713	
	30"	60"	42"	SP-30-60-RT-42	2010	2836	3156	1039	1131	1429	1985	
	30"	72"	42"	SP-30-72-RT-42	2317	3299	3674	1130	1225	1476	2252	


SPARTAN TABLES — RECTANGULAR TABLES - 30", 36", 42" HIGH


Solid Wood Table Edge Options


Laminate Table Top Edge Options




Description	Top Size			Model #	\$ List Price							Unpkgd. Wgt. #
	W	L	H		Maple	Hickory, White Oak	Walnut, Mixed Woods	Vinyl	Edgeband	Laminate Overlay	Wood Edges	
30" High, Rectangular Spartan Table With Two X-Bases 	36"	60"	30"	SP-36-60-RT-30	2165	3152	3530	1017	1135	1534	2342	
	36"	72"	30"	SP-36-72-RT-30	2543	3715	4161	1153	1277	1775	2776	

36" High, Rectangular Spartan Table With Two X-Bases 	36"	60"	36"	SP-36-60-RT-36	2335	3322	3700	1187	1305	1704	2512	
	36"	72"	36"	SP-36-72-RT-36	2713	3885	4331	1323	1447	1945	2946	

36" High, Rectangular Spartan Table With Two X-Bases With Foot Rings 	36"	60"	36"	SP-36-60-RT-36-FR	2505	3492	3870	1357	1475	1874	2682	
	36"	72"	36"	SP-36-72-RT-36-FR	2883	4055	4501	1493	1617	2115	3116	

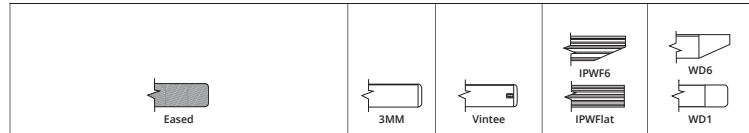
42" High, Rectangular Spartan Table With Two X-Bases 	36"	60"	42"	SP-36-60-RT-42	2335	3322	3700	1187	1305	1704	2512	
	36"	72"	42"	SP-36-72-RT-42	2713	3885	4331	1323	1447	1945	2946	

42" High, Rectangular Spartan Table With Two X-Bases With Foot Rings 	36"	60"	42"	SP-36-60-RT-42-FR	2505	3492	3870	1357	1475	1874	2682	
	36"	72"	42"	SP-36-72-RT-42-FR	2883	4055	4501	1493	1617	2115	3116	

SPARTAN TABLES — SQUARE-TO-ROUND TABLES - 30" HIGH

Solid Wood Table Edge Options

Laminate Table Top Edge Options



Description	Top Size			Model #	\$ List Price							Unpkgd. Wgt. #
	W	L	H		Maple	Hickory, White Oak	Walnut, Mixed Woods	Edgeband	Vinyl	Laminate Overlay	Wood Edges	
30" High, Square-to-Round Spartan Table	30"	42"	30"	SP-30-42-SQRD-30	2663	3878	4343	1202	N/A	N/A	N/A	80
	36"	51"	30"	SP-36-51-SQRD-30	3407	5066	5674	1939	N/A	N/A	N/A	80



PEDESTAL TABLES - STEEL BASE



About the Collection

The Bowen Outdoor Pedestal Table features a 3" round powder coated steel column and plate base with a durable outdoor slatted high-density polyethylene (HDPE) top surface. HDPE is a sustainable wood alternative made primarily from recycled plastic.. Choose between 30" (dining), 36" (counter), or 42" (bar) height.

Standard Features

- Top surface available in HDPE materials suitable for the outdoors.
- HDPE is a sustainable dimensional wood alternative made primarily from recycled and recyclable plastic. It is a high-performance, low maintenance material that is color stable and will never splinter, crack nor chip.
- Tops are available in square or rectangular shapes
- 3" round steel column
- Steel base finished in the powder coat color of your choice
- Slats are 5.5" wide spaced .375" apart for easy cleaning
- Bullnose edge profile
- 2.5" Radius corners on tops and base plate
- Plastic glides

Options & Accessories

Felt Glides for indoor use

-

Add to List Price

\$0

Required to Order

1. Model Number and Description
2. Wood Top Finish
3. Metal Finish


Example:


BWP-24-29-RT-30; 30" High Bowen Communal Table; Black Top, Ink Black base


Notes & Tips

- * Assembly required
- * High gloss and low gloss clear coat not available on Bowen Tables

BOWEN TABLES — SQUARE, RECTANGULAR TABLES - 30", 36", 42" HIGH

Description	Top Size				\$ List Price	Unpkgd. Wgt. #
	W	L	H	Model #		
30" High, Bowen Table With round column 					HDPE	
	24"	24"	30"	BWP-24-24-SQ-30	1477	47
	30"	29"	30"	BWP-30-29-SQ-30	1711	71
	36"	35"	30"	BWP-36-35-SQ-30	1789	106
	24"	29"	30"	BWP-24-29-RT-30	1936	57
	24"	35"	30"	BWP-24-35-RT-30	2325	68
	30"	35"	30"	BWP-30-35-RT-30	2428	85

Description	Top Size				\$ List Price	Unpkgd. Wgt. #
	W	L	H	Model #		
36" High, Bowen Table With round column 					HDPE	
	24"	24"	36"	BWP-24-24-SQ-36	1562	53
	30"	29"	36"	BWP-30-29-SQ-36	1796	79
	36"	35"	36"	BWP-36-35-SQ-36	1874	116
	24"	29"	36"	BWP-24-29-RT-36	2021	64
	24"	35"	36"	BWP-24-35-RT-36	2410	76
	30"	35"	36"	BWP-30-35-RT-36	2513	94

Description	Top Size				\$ List Price	Unpkgd. Wgt. #
	W	L	H	Model #		
42" High, Bowen Table With round column 					HDPE	
	24"	24"	42"	BWP-24-24-SQ-42	1563	54
	30"	29"	42"	BWP-30-29-SQ-42	1796	80
	36"	35"	42"	BWP-36-35-SQ-42	1874	117
	24"	29"	42"	BWP-24-29-RT-42	2021	65
	24"	35"	42"	BWP-24-35-RT-42	2410	85
	30"	35"	42"	BWP-30-35-RT-42	2513	95



About the Collection

Brady Pedestal Tables feature a square steel base with square steel columns. The Brady series is available in round, square, or rectangle top shapes. Choose between 30" (dining), 36" (counter), or 42" (bar) height.

Standard Features

- Tops are available in square, round, or rectangular shapes
- Available top materials include solid wood in a variety of species and finishes or laminate tops of your choosing
- The column is 4" square steel unit
- Square shaped base with a square steel column
- The base is finished in the metal finish of your choice
- Felt glides

Options & Accessories

Light Distressing	124	Call for Quote
Heavy Distressing	124	Call for Quote

Required to Order

1. Model Number and Description
2. Wood or Laminate Top Finish
3. Table Top Edge Profile
4. Table Base Finish
5. Options, if selected (above)

Example:

BRP-24-24-SQ-36, Table, Brady Pedestal, BRP, 24-24, Square Shape, Counter Height, Solid Wood Top, Maple, Eased Edge, Olive Green Base & Column

Notes & Tips




- * Assembly required
- * Please note, round and square tops that are larger than 36" will require an additional column or base

BRADY TABLES — ROUND TABLES - 30", 36", 42" HIGH

Solid Wood Table Edge Options

Laminate Table Top Edge Options

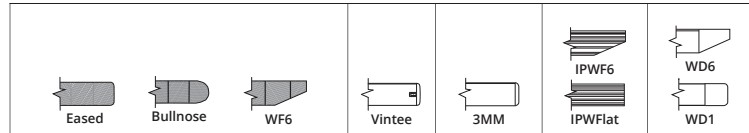





Description	Top Size		Model #	\$ List Price							Unpkgd. Wgt. #
	Dia.	H		Maple	Hickory, White Oak	Walnut, Mixed Woods	Vinyl	Edgeband	Laminate Overlay	Wood Edges	
30" High, Round Brady Table 	30" dia.	30"	BRP-30-30-RD-30	1246	2026	2269	1072	926	1478	2064	84
	36" dia.	30"	BRP-36-36-RD-30	1567	2381	2666	1207	1048	1818	2446	94
36" High, Round Brady Table 	30" dia.	36"	BRP-30-30-RD-36	1331	2111	2354	1157	1011	1563	2149	
	36" dia.	36"	BRP-36-36-RD-36	1652	2466	2751	1292	1133	1903	2531	
42" High, Round Brady Table 	30" dia.	42"	BRP-30-30-RD-42	1331	2111	2354	1157	1011	1563	2149	
	36" dia.	42"	BRP-36-36-RD-42	1652	2466	2751	1292	1133	1903	2531	

BRADY TABLES — SQUARE TABLES - 30", 36", 42" HIGH

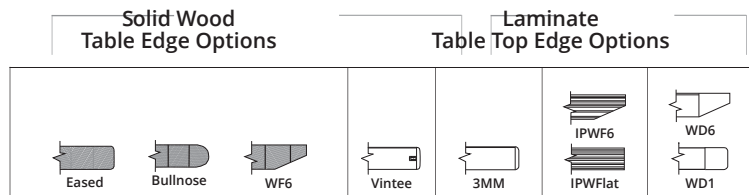
Solid Wood Table Edge Options

Laminate Table Top Edge Options



Description	Top Size			Model #	\$ List Price							Unpkgd. Wgt. #
	W	L	H		Maple	Hickory, White Oak	Walnut, Mixed Woods	Vinyl	Edgeband	Laminate Overlay	Wood Edges	
30" High, Square Brady Table 	24"	24"	30"	BRP-24-24-SQ-30	911	1641	1838	817	794	915	1096	69
	30"	30"	30"	BRP-30-30-SQ-30	1200	1972	2209	1072	908	1269	1557	98
	36"	36"	30"	BRP-36-36-SQ-30	1551	2359	2642	1207	1028	1512	1906	113
36" High, Square Brady Table 	24"	24"	36"	BRP-24-24-SQ-36	996	1726	1923	902	879	1000	1181	
	30"	30"	36"	BRP-30-30-SQ-36	1285	2057	2294	1157	993	1354	1642	
	36"	36"	36"	BRP-36-36-SQ-36	1636	2444	2727	1292	1113	1597	1991	
42" High, Square Brady Table 	24"	24"	42"	BRP-24-24-SQ-42	996	1726	1923	902	879	1000	1181	
	30"	30"	42"	BRP-30-30-SQ-42	1285	2057	2294	1157	993	1354	1642	
	36"	36"	42"	BRP-36-36-SQ-42	1636	2444	2727	1292	1113	1597	1991	

BRADY TABLES — RECTANGULAR TABLES - 30", 36", 42" HIGH



Description	Top Size			\$ List Price								Unpkgd. Wgt. #
	W	L	H	Model #	Maple	Hickory, White Oak	Walnut, Mixed Woods	Vinyl	Edgeband	Laminate Overlay	Wood Edges	
30" High, Rectangular Brady Table	24"	30"	30"	BRP-24-30-RT-30	1193	2054	2301	963	996	1115	1336	
	24"	36"	30"	BRP-24-36-RT-30	1332	2142	2400	1006	1030	1205	1463	
	30"	36"	30"	BRP-30-36-RT-30	1509	2352	2635	1083	1104	1326	1653	



About the Collection

Cassandra Tables feature an X-shaped or 4-column base with circular steel columns. The Cassandra series is available in round, square, or rectangle top shapes. Choose between 30" (dining), 36" (counter), or 42" (bar) height.

Standard Features

- Tops are available in square, round, or rectangular shapes
- Available top materials include solid wood in a variety of species and finishes or laminate tops of your choosing
- X-shaped base with a circular steel column
- The base is finished in the metal finish of your choice
- Adjustable glides

Options & Accessories

Purse Shelf: Vintee Surfaces	124	\$250
Self-Leveling Glides	124	\$14/T-Base, \$24/X-Base
Table-Flip Mechanism	124	\$140/Base
Table-Fold Mechanism	124	\$250/Table
Table Connectors	124	\$75/Connection

Required to Order

1. Model Number and Description
2. Wood or Laminate Top Finish
3. Table Top Edge Profile
4. Table Base Finish
5. Options, if selected (above)
6. Glides, if other than standard listed

Example:

CA-24-24-SQ-36, Table, Cassandra, CA, 24-24, Square Shape, Counter Height, Solid Wood Top, Maple, Eased Edge, Olive Green Base & Column

Notes & Tips

* When specifying self-leveling glides, overall height of table increases by 1/4"

* Assembly required

* Please note, round and square tops that are larger than 36" will require an additional column or base

The following laminate tops are produced with a 2-pc top. Laminate with woodgrain pattern can not be guaranteed to have a perfect match of the grain pattern. Solid laminate recommended.

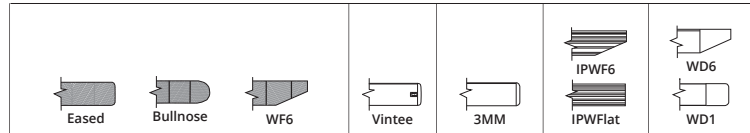
* Exposed ply edge: 54", 60", 72"





* Vinyl & wood edge: 72"

CASSANDRA TABLES — ROUND TABLES - 30", 36", 42" HIGH

Solid Wood Table Edge Options

Laminate Table Top Edge Options

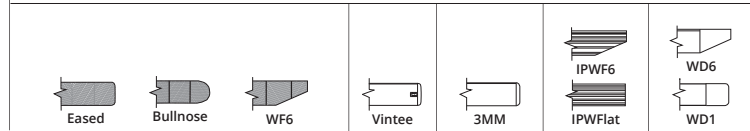



Description	Top Size		Model #	\$ List Price							Unpkgd. Wgt. #
	Dia.	H		Maple	Hickory, White Oak	Walnut, Mixed Woods	Vinyl	Edgeband	Laminate Overlay	Wood Edges	
30" High, Round Cassandra Table 	24" dia.	30"	CA-24-24-RD-30	950	1680	1882	591	759	806	1304	44
	30" dia.	30"	CA-30-30-RD-30	1227	1996	2235	673	833	1073	1603	57
	36" dia.	30"	CA-36-36-RD-30	1599	2409	2698	804	950	1396	1972	75
36" High, Round Cassandra Table 	24" dia.	36"	CA-24-24-RD-36	1035	1765	1967	676	844	891	1389	
	30" dia.	36"	CA-30-30-RD-36	1312	2081	2320	758	918	1158	1688	
	36" dia.	36"	CA-36-36-RD-36	1684	2494	2783	889	1035	1481	2057	
36" High, Round Cassandra Table With Foot Ring 	24" dia.	36"	CA-24-24-RD-36-FR	1120	1850	2052	761	929	976	1474	
	30" dia.	36"	CA-30-30-RD-36-FR	1397	2166	2405	843	1003	1243	1773	
	36" dia.	36"	CA-36-36-RD-36-FR	1769	2579	2868	974	1120	1566	2142	
42" High, Round Cassandra Table 	24" dia.	42"	CA-24-24-RD-42	1035	1765	1967	676	844	891	1389	
	30" dia.	42"	CA-30-30-RD-42	1312	2081	2320	758	918	1158	1688	
	36" dia.	42"	CA-36-36-RD-42	1684	2494	2783	889	1035	1481	2057	


CASSANDRA TABLES — ROUND TABLES - 30", 36", 42" HIGH


Solid Wood Table Edge Options


Laminate Table Top Edge Options



Description	Top Size		\$ List Price								Unpkgd. Wgt. #
	Dia.	H	Model #	Maple	Hickory, White Oak	Walnut, Mixed Woods	Vinyl	Edgeband	Laminate Overlay	Wood Edges	
42" High, Round Cassandra Table With Foot Ring 	24" dia.	42"	CA-24-24-RD-42-FR	1120	1850	2052	761	929	976	1474	
	30" dia.	42"	CA-30-30-RD-42-FR	1397	2166	2405	843	1003	1243	1773	
	36" dia.	42"	CA-42-42-RD-42-FR	1769	2579	2868	974	1120	1566	2142	

Description	Dia.	H	Model #	Maple	Hickory, White Oak	Walnut, Mixed Woods	Vinyl	Edgeband	Laminate Overlay	Wood Edges	
	30" High, Round Cassandra Table With Four Columns 	42" da.	30"	CA-42-42-RD-30	2442	3411	3820	1310	1487	2278	2907
48" da.		30"	CA-48-48-RD-30	2922	4077	4566	1425	1630	2557	3267	
54" dia.		30"	CA-54-54-RD-30	3517	4949	5543	1692	1902	3272	4232	
60" dia.		30"	CA-60-60-RD-30	4238	5989	6708	1998	N/A	3536	4500	
72" dia.		30"	CA-72-72-RD-30	6021	8529	9552	2113	N/A	4122	4755	

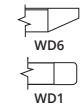
Description	Dia.	H	Model #	Maple	Hickory, White Oak	Walnut, Mixed Woods	Vinyl	Edgeband	Laminate Overlay	Wood Edges	
	36" High, Round Cassandra Table With Four Columns 	42" dia.	36"	CA-42-42-RD-36	2782	3751	4160	1650	1827	2618	3247







Description	Dia.	H	Model #	Maple	Hickory, White Oak	Walnut, Mixed Woods	Vinyl	Edgeband	Laminate Overlay	Wood Edges	
	42" High, Round Cassandra Table With Four Columns 	42" dia.	42"	CA-42-42-RD-42	2782	3751	4160	1650	1827	2618	3247

CASSANDRA TABLES — SQUARE TABLES - 30", 36", 42" HIGH

Solid Wood Table Edge Options

Laminate Table Top Edge Options

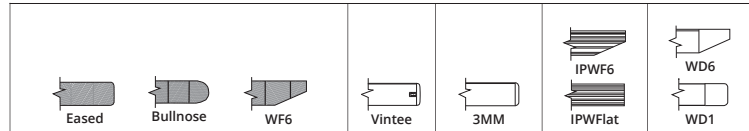



Description	Top Size			Model #	\$ List Price							Unpkgd. Wgt. #
	W	L	H		Maple	Hickory, White Oak	Walnut, Mixed Woods	Vinyl	Edgeband	Laminate Overlay	Wood Edges	
	24"	24"	30"	CA-24-24-SQ-30	897	1616	1809	591	720	688	848	44
	30"	30"	30"	CA-30-30-SQ-30	1234	2005	2246	673	870	758	999	57
	36"	36"	30"	CA-36-36-SQ-30	1637	2452	2746	852	1027	1151	1507	92
	24"	24"	36"	CA-24-24-SQ-36	982	1701	1894	676	805	773	933	
	30"	30"	36"	CA-30-30-SQ-36	1319	2090	2331	758	955	843	1084	
	36"	36"	36"	CA-36-36-SQ-36	1722	2537	2831	937	1112	1236	1592	
	24"	24"	36"	CA-24-24-SQ-36-FR	1067	1786	1979	761	890	858	1018	
	30"	30"	36"	CA-30-30-SQ-36-FR	1404	2175	2416	843	1040	928	1169	
	36"	36"	36"	CA-36-36-SQ-36-FR	1807	2622	2916	1022	1197	1321	1677	
	24"	24"	42"	CA-24-24-SQ-42	982	1701	1894	676	805	773	933	
	30"	30"	42"	CA-30-30-SQ-42	1319	2090	2331	758	955	843	1084	
	36"	36"	42"	CA-36-36-SQ-42	1722	2537	2831	937	1112	1236	1592	
	24"	24"	42"	CA-24-24-SQ-42-FR	1067	1786	1979	761	890	858	1018	
	30"	30"	42"	CA-30-30-SQ-42-FR	1404	2175	2416	843	1040	928	1169	
	36"	36"	42"	CA-36-36-SQ-42-FR	1807	2622	2916	1022	1197	1321	1677	
	42"	42"	30"	CA-42-42-SQ-30	2389	3299	3695	1260	1480	1748	2358	
	48"	48"	30"	CA-48-48-SQ-30	2902	4055	4541	1456	1684	2070	2729	


CASSANDRA TABLES — RECTANGULAR TABLES - 30", 36", 42" HIGH


Solid Wood Table Edge Options


Laminate Table Top Edge Options




Description	Top Size			Model #	\$ List Price								Unpkgd. Wgt. #
	W	L	H		Maple	Hickory, White Oak	Walnut, Mixed Woods	Vinyl	Edgeband	Laminate Overlay	Wood Edges		
30" High, Rectangular Cassandra Table 	24"	30"	30"	CA-24-30-RT-30	1050	1794	2009	628	791	775	970	50	
	24"	36"	30"	CA-24-36-RT-30	1215	1922	2152	666	846	863	1089	56	
	24"	42"	30"	CA-24-42-RT-30	1334	2056	2302	707	915	989	1210	70	
	24"	48"	30"	CA-24-48-RT-30	1480	2204	2468	815	946	1112	1727	76	
	36"	42"	30"	CA-36-42-RT-30	1842	2649	2967	933	1107	1341	1852	116	

Description	Top Size			Model #	\$ List Price								Unpkgd. Wgt. #
	W	L	H		Maple	Hickory, White Oak	Walnut, Mixed Woods	Vinyl	Edgeband	Laminate Overlay	Wood Edges		
36" High, Rectangular Cassandra Table 	24"	30"	36"	CA-24-30-RT-36	1135	1879	2094	713	876	860	1055		
	24"	36"	36"	CA-24-36-RT-36	1300	2007	2237	751	931	948	1174		
	24"	42"	36"	CA-24-42-RT-36	1419	2141	2387	792	1000	1074	1295		
	24"	48"	36"	CA-24-48-RT-36	1565	2289	2553	900	1031	1197	1812		
	36"	42"	36"	CA-36-42-RT-36	1927	2734	3052	1018	1192	1426	1937		

Description	Top Size			Model #	\$ List Price								Unpkgd. Wgt. #
	W	L	H		Maple	Hickory, White Oak	Walnut, Mixed Woods	Vinyl	Edgeband	Laminate Overlay	Wood Edges		
36" High, Rectangular Cassandra Table With Foot Ring 	24"	30"	36"	CA-24-30-RT-36-FR	1220	1964	2179	798	961	945	1140		
	24"	36"	36"	CA-24-36-RT-36-FR	1385	2092	2322	836	1016	1033	1259		
	24"	42"	36"	CA-24-42-RT-36-FR	1504	2226	2472	877	1085	1159	1380		

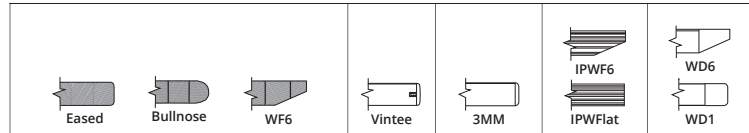
Description	Top Size			Model #	\$ List Price								Unpkgd. Wgt. #
	W	L	H		Maple	Hickory, White Oak	Walnut, Mixed Woods	Vinyl	Edgeband	Laminate Overlay	Wood Edges		
42" High, Rectangular Cassandra Table 	24"	30"	42"	CA-24-30-RT-42	1135	1879	2094	713	876	860	1055		
	24"	36"	42"	CA-24-36-RT-42	1300	2007	2237	751	931	948	1174		
	24"	42"	42"	CA-24-42-RT-42	1419	2141	2387	792	1000	1074	1295		
	24"	48"	42"	CA-24-48-RT-42	1565	2289	2553	900	1031	1197	1812		
	36"	42"	42"	CA-36-42-RT-42	1927	2734	3052	1018	1192	1426	1937		


Description	Top Size			Model #	\$ List Price								Unpkgd. Wgt. #
	W	L	H		Maple	Hickory, White Oak	Walnut, Mixed Woods	Vinyl	Edgeband	Laminate Overlay	Wood Edges		
42" High, Rectangular Cassandra Table With Foot Ring 	24"	30"	42"	CA-24-30-RT-42-FR	1220	1964	2179	798	961	945	1140		
	24"	36"	42"	CA-24-36-RT-42-FR	1385	2092	2322	836	1016	1033	1259		
	24"	42"	42"	CA-24-42-RT-42-FR	1504	2226	2472	877	1085	1159	1380		


CASSANDRA TABLES — RECTANGULAR TABLES - 30", 36", 42" HIGH


Solid Wood Table Edge Options

Laminate Table Top Edge Options



Description	Top Size			Model #	\$ List Price							Unpkgd. Wgt. #
	W	L	H		Maple	Hickory, White Oak	Walnut, Mixed Woods	Vinyl	Edgeband	Laminate Overlay	Wood Edges	
30" High, Rectangular Cassandra Table With Four Columns 	36"	48"	30"	CA-36-48-RT-30	2359	3255	3645	1256	1475	1696	2179	
	42"	48"	30"	CA-42-48-RT-30	2601	3619	4054	1379	1630	2264	2592	

Description	Top Size			Model #	\$ List Price							Unpkgd. Wgt. #
	W	L	H		Maple	Hickory, White Oak	Walnut, Mixed Woods	Vinyl	Edgeband	Laminate Overlay	Wood Edges	
30" High, Rectangular Cassandra Table With T-Legs 	24"	60"	30"	CA-24-60-RT-30	2074	2840	3181	961	1351	1347	1720	
	24"	72"	30"	CA-24-72-RT-30	2314	3206	3591	1079	1443	1530	1983	
	30"	48"	30"	CA-30-48-RT-30	2098	2870	3214	978	1420	1342	1740	
	30"	60"	30"	CA-30-60-RT-30	2450	3384	3790	1066	1503	1554	2043	
	30"	72"	30"	CA-30-72-RT-30	2758	3845	4306	1194	1597	1795	2374	

Description	Top Size			Model #	\$ List Price							Unpkgd. Wgt. #
	W	L	H		Maple	Hickory, White Oak	Walnut, Mixed Woods	Vinyl	Edgeband	Laminate Overlay	Wood Edges	
30" High, Rectangular Cassandra Table With Double T-Legs 	36"	60"	30"	CA-36-60-RT-30	2833	3935	4407	1378	1185	1984	2580	
	36"	72"	30"	CA-36-72-RT-30	3198	4487	5025	1501	1301	2242	2943	
	42"	60"	30"	CA-42-60-RT-30	3286	4676	5237	1589	1979	2241	3095	



About the Collection

The Jerome Table features an X-shaped, T-shaped, or 4-column X-shaped steel base with a circular steel column and visible glides. The Ellipse series is available in round, square, or rectangle top shapes. Choose between 30" (dining), 36" (counter), or 42" (bar) height.

Standard Features

- Tops are available in square, round, or rectangular shapes
- Available top materials include solid wood in a variety of species and finishes or laminate tops of your choosing
- X-shaped, T-shaped, or 4 column X-shaped steel base with a circular steel column
- The base is finished in the metal finish of your choice
- Adjustable glides

Options & Accessories

Purse Shelf: Vintee Surfaces	124	\$250
Self-Leveling Glides	124	\$14/T-Base, \$24/X-Base
Table-Flip Mechanism	124	\$140/Base
Table-Fold Mechanism	124	\$250/Table
Table Connectors	124	\$75/Connection

Required to Order

1. Model Number and Description
2. Wood or Laminate Top Finish
3. Table Top Edge Profile
4. Table Base Finish
5. Options, if selected (above)
6. Glides, if other than standard listed

Example:

JE-24-24-SQ-36, Table, Jerome, JE, 24-24, Square Shape, Counter Height, Solid Wood Top, Maple, Eased Edge, Olive Green Base & Column

Notes & Tips

* When specifying self-leveling glides, overall height of table increases by 1/4"

* Assembly required

* Please note, round and square tops that are larger than 36" will require an additional column or base

The following laminate tops are produced with a 2-pc top. Laminate with woodgrain pattern can not be guaranteed to have a perfect match of the grain pattern. Solid laminate recommended.

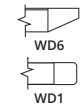
* Exposed ply edge: 54", 60", 72"


* Vinyl & wood edge: 72"


JEROME TABLES — ROUND TABLES - 30", 36", 42" HIGH


Solid Wood Table Edge Options


Laminate Table Top Edge Options



Description	Top Size			\$ List Price							Unpkgd. Wgt. #
	Dia.	H	Model #	Maple	Hickory, White Oak	Walnut, Mixed Woods	Vinyl	Edgeband	Laminate Overlay	Wood Edges	
30" High, Round Jerome Table 	24" dia.	30"	JE-24-24-RD-30	905	1627	1822	670	713	872	1287	44
	30" dia.	30"	JE-30-30-RD-30	1188	1950	2184	760	797	1139	1573	57
	36" dia.	30"	JE-36-36-RD-30	1553	2355	2638	884	945	1446	1905	75

Description	Top Size			\$ List Price							Unpkgd. Wgt. #
	Dia.	H	Model #	Maple	Hickory, White Oak	Walnut, Mixed Woods	Vinyl	Edgeband	Laminate Overlay	Wood Edges	
36" High, Round Jerome Table 	24" dia.	36"	JE-24-24-RD-36	990	1712	1907	755	798	957	1372	
	30" dia.	36"	JE-30-30-RD-36	1273	2035	2269	845	882	1224	1658	
	36" dia.	36"	JE-36-36-RD-36	1638	2440	2723	969	1030	1531	1990	

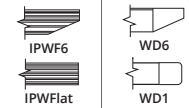
Description	Top Size			\$ List Price							Unpkgd. Wgt. #
	Dia.	H	Model #	Maple	Hickory, White Oak	Walnut, Mixed Woods	Vinyl	Edgeband	Laminate Overlay	Wood Edges	
36" High, Round Jerome Table With Foot Ring 	24" dia.	36"	JE-24-24-RD-36-FR	1075	1797	1992	840	883	1042	1457	
	30" dia.	36"	JE-30-30-RD-36-FR	1358	2120	2354	930	967	1309	1743	
	36" dia.	36"	JE-36-36-RD-36-FR	1723	2525	2808	1054	1115	1616	2075	


Description	Top Size			\$ List Price							Unpkgd. Wgt. #
	Dia.	H	Model #	Maple	Hickory, White Oak	Walnut, Mixed Woods	Vinyl	Edgeband	Laminate Overlay	Wood Edges	
42" High, Round Jerome Table 	24" dia.	42"	JE-24-24-RD-42	990	1712	1907	755	798	957	1372	
	30" dia.	42"	JE-30-30-RD-42	1273	2035	2269	845	882	1224	1658	
	36" dia.	42"	JE-36-36-RD-42	1638	2440	2723	969	1030	1531	1990	


JEROME TABLES — ROUND TABLES - 30", 36", 42" HIGH


Solid Wood Table Edge Options


Laminate Table Top Edge Options



Description	Top Size		\$ List Price								Unpkgd. Wgt. #
	Dia.	H	Model #	Maple	Hickory, White Oak	Walnut, Mixed Woods	Vinyl	Edgeband	Laminate Overlay	Wood Edges	
42" High, Round Jerome Table With Foot Ring 	24" dia.	42"	JE-24-24-RD-42-FR	1075	1797	1992	840	883	1042	1457	
	30" dia.	42"	JE-30-30-RD-42-FR	1358	2120	2354	930	967	1309	1743	
	36" dia.	42"	JE-36-36-RD-42-FR	1723	2525	2808	1054	1115	1616	2075	

Description	Dia.	H	Model #	Maple	Hickory, White Oak	Walnut, Mixed Woods	Vinyl	Edgeband	Laminate Overlay	Wood Edges	
	30" High, Round Jerome Table With Four Columns 	42" dia.	30"	JE-42-42-RD-30	2088	3021	3383	1111	1189	2026	2516
48" dia.		30"	JE-48-48-RD-30	2922	4077	4566	1585	1679	2657	3187	
54" dia.		30"	JE-54-54-RD-30	3517	4949	5543	1871	1999	3361	4090	
60" dia.		30"	JE-60-60-RD-30	4238	5989	6708	2158	2366	3613	4334	
72" dia.		30"	JE-72-72-RD-30	4880	7188	8050	2254	N/A	4122	4739	

Description	Dia.	H	Model #	Maple	Hickory, White Oak	Walnut, Mixed Woods	Vinyl	Edgeband	Laminate Overlay	Wood Edges	
	36" High, Round Jerome Table With Four Columns 	42" dia.	36"	JE-42-42-RD-36	2428	3361	3723	1451	1529	2366	2856

Description	Dia.	H	Model #	Maple	Hickory, White Oak	Walnut, Mixed Woods	Vinyl	Edgeband	Laminate Overlay	Wood Edges	
	42" High, Round Jerome Table With Four Columns 	42" dia.	42"	JE-42-42-RD-42	2428	3361	3723	1451	1529	2366	2856

JEROME TABLES — SQUARE TABLES - 30", 36", 42" HIGH

Solid Wood Table Edge Options

Laminate Table Top Edge Options



Eased

Bullnose

WF6

Vintee







3MM

IPWF6

WD6

IPWFlat

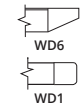
WD1


Description	Top Size			Model #	\$ List Price								Unpkgd. Wgt. #
	W	L	H		Maple	Hickory, White Oak	Walnut, Mixed Woods	Vinyl	Edgeband	Laminate Overlay	Wood Edges		
	24"	24"	30"	JE-24-24-SQ-30	897	1616	1809	683	720	773	935	44	
	30"	30"	30"	JE-30-30-SQ-30	1187	1948	2182	760	824	944	1192	57	
	36"	36"	30"	JE-36-36-SQ-30	1553	2355	2638	924	993	1207	1550	75	
	24"	24"	36"	JE-24-24-SQ-36	982	1701	1894	768	805	858	1020		
	30"	30"	36"	JE-30-30-SQ-36	1272	2033	2267	845	909	1029	1277		
	36"	36"	36"	JE-36-36-SQ-36	1638	2440	2723	1009	1078	1292	1635		
	24"	24"	36"	JE-24-24-SQ-36-FR	1067	1786	1979	853	890	943	1105		
	30"	30"	36"	JE-30-30-SQ-36-FR	1357	2118	2352	930	994	1114	1362		
	36"	36"	36"	JE-36-36-SQ-36-FR	1723	2525	2808	1094	1163	1377	1720		
	24"	24"	42"	JE-24-24-SQ-42	982	1701	1894	768	805	858	1020		
	30"	30"	42"	JE-30-30-SQ-42	1272	2033	2267	845	909	1029	1277		
	36"	36"	42"	JE-36-36-SQ-42	1638	2440	2723	1009	1078	1292	1635		
	24"	24"	42"	JE-24-24-SQ-42-FR	1067	1786	1979	853	890	943	1105		
	30"	30"	42"	JE-30-30-SQ-42-FR	1357	2118	2352	930	994	1114	1362		
	36"	36"	42"	JE-36-36-SQ-42-FR	1723	2525	2808	1094	1163	1377	1720		
	42"	42"	30"	JE-42-42-SQ-30	2389	3299	3695	1429	1579	1888	2485		
	48"	48"	30"	JE-48-48-SQ-30	2902	4055	4541	1647	1782	2222	2869		


JEROME TABLES — RECTANGULAR TABLES - 30", 36", 42" HIGH


Solid Wood Table Edge Options


Laminate Table Top Edge Options




Description	Top Size			Model #	\$ List Price							Unpkgd. Wgt. #
	W	L	H		Maple	Hickory, White Oak	Walnut, Mixed Woods	Vinyl	Edgeband	Laminate Overlay	Wood Edges	
 30" High, Rectangular Jerome Table	24"	30"	30"	JE-24-30-RT-30	1012	1748	1958	721	756	856	1049	50
	24"	36"	30"	JE-24-36-RT-30	1177	1877	2103	756	811	940	1164	56

 36" High, Rectangular Jerome Table	24"	30"	36"	JE-24-30-RT-36	1097	1833	2043	806	841	941	1134	
	24"	36"	36"	JE-24-36-RT-36	1262	1962	2188	841	896	1025	1249	

 36" High, Rectangular Jerome Table With Foot Ring	24"	30"	36"	JE-24-30-RT-36-FR	1182	1918	2128	891	926	1026	1219	
	24"	36"	36"	JE-24-36-RT-36-FR	1347	2047	2273	926	981	1110	1334	

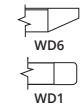
 42" High, Rectangular Jerome Table	24"	30"	42"	JE-24-30-RT-42	1097	1833	2043	806	841	941	1134	
	24"	36"	42"	JE-24-36-RT-42	1262	1962	2188	841	896	1025	1249	


 42" High, Rectangular Jerome Table With Foot Ring	24"	30"	42"	JE-24-30-RT-42-FR	1182	1918	2128	891	926	1026	1219	
	24"	36"	42"	JE-24-36-RT-42-FR	1347	2047	2273	926	981	1110	1334	


JEROME TABLES — RECTANGULAR TABLES - 30", 36", 42" HIGH


Solid Wood Table Edge Options

Laminate Table Top Edge Options



Description	Top Size			Model #	\$ List Price							Unpkgd. Wgt. #
	W	L	H		Maple	Hickory, White Oak	Walnut, Mixed Woods	Vinyl	Edgeband	Laminate Overlay	Wood Edges	
30" High, Rectangular Jerome Table With T-Legs 	24"	42"	30"	JE-24-42-RT-30	1298	1975	2212	793	879	1058	1279	70
	24"	48"	30"	JE-24-48-RT-30	1423	2078	2327	805	879	1082	1370	76
	24"	60"	30"	JE-24-60-RT-30	2074	2840	3181	1319	1399	1675	2061	
	24"	72"	30"	JE-24-72-RT-30	2314	3206	3591	1411	1490	1681	2290	
	30"	60"	30"	JE-30-60-RT-30	2376	3297	3693	1444	1596	1899	2396	
	30"	72"	30"	JE-30-72-RT-30	2684	3758	4209	1540	1688	2101	2682	

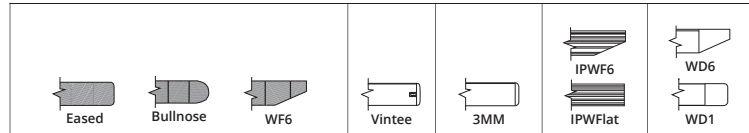
Description	Top Size			Model #	\$ List Price							Unpkgd. Wgt. #
	W	L	H		Maple	Hickory, White Oak	Walnut, Mixed Woods	Vinyl	Edgeband	Laminate Overlay	Wood Edges	
36" High, Rectangular Jerome Table with T-Legs 	24"	42"	36"	JE-24-42-RT-36	1468	2145	2382	963	1049	1228	1449	
	24"	48"	36"	JE-24-48-RT-36	1593	2248	2497	975	1049	1252	1540	


Description	Top Size			Model #	\$ List Price							Unpkgd. Wgt. #
	W	L	H		Maple	Hickory, White Oak	Walnut, Mixed Woods	Vinyl	Edgeband	Laminate Overlay	Wood Edges	
42" High, Rectangular Jerome Table with T-Legs 	24"	42"	42"	JE-24-42-RT-42	1468	2145	2382	963	1049	1228	1449	
	24"	48"	42"	JE-24-48-RT-42	1593	2248	2497	975	1049	1252	1540	


JEROME TABLES — RECTANGULAR TABLES - 30", 36", 42" HIGH


Solid Wood Table Edge Options

Laminate Table Top Edge Options



Description	Top Size			Model #	\$ List Price							Unpkgd. Wgt. #
	W	L	H		Maple	Hickory, White Oak	Walnut, Mixed Woods	Vinyl	Edgeband	Laminate Overlay	Wood Edges	
30" High, Rectangular Jerome Table With Double T-Legs 	36"	42"	30"	JE-36-42-RT-30	2121	2917	3267	1375	1456	1754	2280	116
	36"	60"	30"	JE-36-60-RT-30	2907	4023	4506	1758	2016	2326	2927	
	36"	72"	30"	JE-36-72-RT-30	3275	4578	5128	1876	2027	2568	3270	
	42"	48"	30"	JE-42-48-RT-30	2786	3838	4299	1854	1988	2359	3039	
	42"	60"	30"	JE-42-60-RT-30	3214	4484	5022	1956	2078	2568	3415	

Description	W	L	H	Model #	Maple	Hickory, White Oak	Walnut, Mixed Woods	Vinyl	Edgeband	Laminate Overlay	Wood Edges	
	36" High, Rectangular Jerome Table With Double T-Legs 	36"	42"	36"	JE-36-42-RT-36	2206	3002	3352	1460	1541	1839	2365

Description	W	L	H	Model #	Maple	Hickory, White Oak	Walnut, Mixed Woods	Vinyl	Edgeband	Laminate Overlay	Wood Edges	
	42" High, Rectangular Jerome Table with Double T-Legs 	36"	42"	42"	JE-36-42-RT-42	2206	3002	3352	1460	1541	1839	2365



About the Collection

Onesima Tables feature soft, organic top and steel base forms. Round, Square, Soft Square, Rectangular and D-Shape Tables available in 30" (dining), 36" (counter) and 42" (bar) height options.

Standard Features

- Top shapes in round, square, soft square, rectangular and D-shape all with soft, radius corners
- Top material choices in solid wood and laminate with flat or refined, knife edge profile
- Laminate tops with exposed plywood edge or 3mm edgeband options
- 3" round column (except for 60" round table, which has a 5" column) with base plate that matches top shape, all with rounded corners
- Base and column can be specified in different metal finishes, for an upcharge
- Optional power module, to keep mobile devices charged. Black or white finish available
- Plastic glides for durability, 1/2" H for clearance
- Assembly required

Power Module Options

The modules are centered over the column with cord management through the column and exits at the base. Base clearance is 1/2"H to allow for cord management.

USB A/C Module

This module has one USB-A and one USB-C 5V charging port and a 72"L power cord with 15-amp plug. The 15-amp plug includes a built-in transformer measuring 2 1/8"D x 1 1/2"W x 3 1/2"H. The module is available in Black or White Finishes. Available on all table sizes, except 60" Round.

Power Module

The power module comes with one simplex receptacle and one USB-A/C combination charging port. The power cord is 72"L with a standard 15-amp plug. Black and White finish choices. Available on the 60" Round table only.



Options & Accessories

Table base and column, painted in different metal finishes	124	\$50
Simple, USB A/C module with 72" power cord for tables — except 60" Round One or two modules can be specified on 30 x 60 and 30 x 72 tables with two columns	124	\$375 per module
Power Module, one simplex and USB A/C with 72" cord (for 60" round, only)	124	\$500

Required to Order

1. Model Number and Description
2. Wood or Laminate Top Finish
3. Table Top Edge Profile
4. Table Base Finish
5. Options, if selected (above)

Example:

ONE-36-36-SSQ-30, Onesima — Table, 36-36, Soft Square, 30" High, Solid Wood Top, Maple, WF6 Knife Edge, Natural, Cement Grey Base and Column

Notes & Tips




- * 30 x 60 and 36 x 72 Tables with two columns can specify either one or two Simple USB A/C modules. Modules are positioned over the column.
- * Laminate tops with 3mm edgeband are 1" thick.
- * 60" Table with exposed ply edge is produced with a 2-pc top. Laminate with woodgrain pattern can not be guaranteed to have a perfect match of the grain pattern. Solid laminate recommended.

ONESIMA TABLES — ROUND TABLES - 30", 36", 42" HIGH

Solid Wood Table Edge Options

Laminate Table Top Edge Options




DESCRIPTION	TOP SIZE		Model #	\$ LIST PRICE					UNPKGD. WGT. #
	Dia.	H		Maple	Hickory, White Oak	Walnut, Mixed Woods	Edgeband	Laminate Overlay	
30" High, Round Onesima Table 	24" dia.	30"	ONE-24-24-RD-30	962	1785	1996	811	990	
	30" dia.	30"	ONE-30-30-RD-30	1260	2130	2378	930	1407	
	36" dia.	30"	ONE-36-36-RD-30	1618	2535	2815	1049	1645	
	42" dia.	30"	ONE-42-42-RD-30	2249	3487	3904	1496	2319	
	48" dia.	30"	ONE-48-48-RD-30	2870	4449	4982	1972	2959	
	60" dia.	30"	ONE-60-60-RD-30	3989	6183	6926	2742	4113	
36" High, Round Onesima Table 	24" dia.	36"	ONE-24-24-RD-36	1047	1870	2081	896	1075	
	30" dia.	36"	ONE-30-30-RD-36	1345	2215	2463	1015	1492	
	36" dia.	36"	ONE-36-36-RD-36	1703	2620	2900	1134	1730	
	42" dia.	36"	ONE-42-42-RD-36	2334	3572	3989	1581	2404	
	48" dia.	36"	ONE-48-48-RD-36	2955	4534	5067	2057	3044	
	42" High, Round Onesima Table 	24" dia.	42"	ONE-24-24-RD-42	1047	1870	2081	896	1075
30" dia.		42"	ONE-30-30-RD-42	1345	2215	2463	1015	1492	
36" dia.		42"	ONE-36-36-RD-42	1703	2620	2900	1134	1730	
42" dia.		42"	ONE-42-42-RD-42	2334	3572	3989	1581	2404	
48" dia.		42"	ONE-48-48-RD-42	2955	4534	5067	2057	3044	


ONESIMA TABLES — SOFT SQUARE TABLES - 30", 36", 42" HIGH


Solid Wood Table Edge Options

Laminate Table Top Edge Options



DESCRIPTION	TOP SIZE			Model #	\$ LIST PRICE					UNPKGD. WGT. #
	W	L	H		Maple	Hickory, White Oak	Walnut, Mixed Woods	Edgeband	Laminate Overlay	
30" High, Soft Square Onesima Table 	24"	24"	30"	ONE-24-24-SSQ-30	962	1785	1996	811	990	
	30"	30"	30"	ONE-30-30-SSQ-30	1260	2130	2378	930	1407	
	36"	36"	30"	ONE-36-36-SSQ-30	1618	2535	2815	1049	1645	
	42"	42"	30"	ONE-42-42-SSQ-30	2249	3487	3904	1496	2319	

DESCRIPTION	TOP SIZE			Model #	\$ LIST PRICE					UNPKGD. WGT. #
	W	L	H		Maple	Hickory, White Oak	Walnut, Mixed Woods	Edgeband	Laminate Overlay	
36" High, Soft Square Onesima Table 	24"	24"	36"	ONE-24-24-SSQ-36	1047	1870	2081	896	1075	
	30"	30"	36"	ONE-30-30-SSQ-36	1345	2215	2463	1015	1492	
	36"	36"	36"	ONE-36-36-SSQ-36	1703	2620	2900	1134	1730	
	42"	42"	36"	ONE-42-42-SSQ-36	2334	3572	3989	1581	2404	


DESCRIPTION	TOP SIZE			Model #	\$ LIST PRICE					UNPKGD. WGT. #
	W	L	H		Maple	Hickory, White Oak	Walnut, Mixed Woods	Edgeband	Laminate Overlay	
42" High, Soft Square Onesima Table 	24"	24"	42"	ONE-24-24-SSQ-42	1047	1870	2081	896	1075	
	30"	30"	42"	ONE-30-30-SSQ-42	1345	2215	2463	1015	1492	
	36"	36"	42"	ONE-36-36-SSQ-42	1703	2620	2900	1134	1730	
	42"	42"	42"	ONE-42-42-SSQ-42	2334	3572	3989	1581	2404	


ONESIMA TABLES — SQUARE TABLES - 30", 36", 42" HIGH


Solid Wood Table Edge Options

Laminate Table Top Edge Options



DESCRIPTION	TOP SIZE			Model #	\$ LIST PRICE					UNPKG.D. WGT. #
	W	L	H		Maple	Hickory, White Oak	Walnut, Mixed Woods	Edgeband	Laminate Overlay	
30" High, Square Onesima Table 	24"	24"	30"	ONE-24-24-SQR-30	962	1785	1996	811	990	
	30"	30"	30"	ONE-30-30-SQR-30	1260	2130	2378	930	1407	
	36"	36"	30"	ONE-36-36-SQR-30	1618	2535	2815	1049	1645	
	42"	42"	30"	ONE-42-42-SQR-30	2249	3487	3904	1496	2319	

DESCRIPTION	TOP SIZE			Model #	\$ LIST PRICE					UNPKG.D. WGT. #
	W	L	H		Maple	Hickory, White Oak	Walnut, Mixed Woods	Edgeband	Laminate Overlay	
36" High, Square Onesima Table 	24"	24"	36"	ONE-24-24-SQR-36	1047	1870	2081	896	1075	
	30"	30"	36"	ONE-30-30-SQR-36	1345	2215	2463	1015	1492	
	36"	36"	36"	ONE-36-36-SQR-36	1703	2620	2900	1134	1730	
	42"	42"	36"	ONE-42-42-SQR-36	2334	3572	3989	1581	2404	








DESCRIPTION	TOP SIZE			Model #	\$ LIST PRICE					UNPKG.D. WGT. #
	W	L	H		Maple	Hickory, White Oak	Walnut, Mixed Woods	Edgeband	Laminate Overlay	
42" High, Square Onesima Table 	24"	24"	42"	ONE-24-24-SQR-42	1047	1870	2081	896	1075	
	30"	30"	42"	ONE-30-30-SQR-42	1345	2215	2463	1015	1492	
	36"	36"	42"	ONE-36-36-SQR-42	1703	2620	2900	1134	1730	
	42"	42"	42"	ONE-42-42-SQR-42	2334	3572	3989	1581	2404	

ONESIMA TABLES — RECTANGULAR TABLES - 30", 36", 42" HIGH

Solid Wood Table Edge Options

Laminate Table Top Edge Options



DESCRIPTION	TOP SIZE			Model #	\$ LIST PRICE					UNPKGD. WGT. #
	W	L	H		Maple	Hickory, White Oak	Walnut, Mixed Woods	Edgeband	Laminate Overlay	
30" High, Rectangular Onesima Table 	24"	30"	30"	ONE-24-30-RTR-30	1162	1859	2082	871	1198	
	24"	36"	30"	ONE-24-36-RTR-30	1278	2044	2290	930	1317	
	30"	36"	30"	ONE-30-36-RTR-30	1393	2230	2497	1019	1437	
36" High, Rectangular Onesima Table 	24"	30"	36"	ONE-24-30-RTR-36	1247	1944	2167	956	1283	
	24"	36"	36"	ONE-24-36-RTR-36	1363	2129	2375	1015	1402	
	30"	36"	36"	ONE-30-36-RTR-36	1478	2315	2582	1104	1522	
42" High, Rectangular Onesima Table 	24"	30"	42"	ONE-24-30-RTR-42	1247	1944	2167	956	1283	
	24"	36"	42"	ONE-24-36-RTR-42	1363	2129	2375	1015	1402	
	30"	36"	42"	ONE-30-36-RTR-42	1478	2315	2582	1104	1522	
30" High, Rectangular Onesima Table with Two Bases 	30"	60"	30"	ONE-30-60-SRT-30	2316	3705	4150	1766	2387	
	36"	72"	30"	ONE-36-72-SRT-30	2938	4702	5265	1993	3029	
36" High, Rectangular Onesima Table with Two Bases 	30"	60"	36"	ONE-30-60-SRT-36	2486	3875	4320	1936	2557	
	36"	72"	36"	ONE-36-72-SRT-36	3108	4872	5435	2163	3199	
42" High, Rectangular Onesima Table with Two Bases 	30"	60"	42"	ONE-30-60-SRT-42	2486	3875	4320	1936	2557	
	36"	72"	42"	ONE-36-72-SRT-42	3108	4872	5435	2163	3199	
30" High, Rectangular Onesima Table — D-Shape 	24"	30"	30"	ONE-24-30-D-30	1263	1961	2184	971	1300	
	24"	36"	30"	ONE-24-36-D-30	1380	2146	2391	1031	1419	
	30"	36"	30"	ONE-30-36-D-30	1495	2330	2599	1120	1538	



About the Collection

The Rambo Table features a circular or square steel base with a circular steel column. The Rambo series is available in round, square, or rectangle top shapes. Choose between 30" (dining), 36" (counter), or 42" (bar) height.

Standard Features

- Tops are available in square, round, or rectangular shapes
- Available top materials include solid wood in a variety of species and finishes or laminate tops of your choosing
- 3" round steel column
- Circular steel base with a circular steel column
- Base is finished in the metal finish of your choice
- Felt glides

Options & Accessories

Purse Shelf: Vintee Surfaces	124	\$250 List
Table-Flip Mechanism	124	\$140/Base
Table Connectors	124	\$75/Connection

Required to Order

1. Model Number and Description
2. Wood or Laminate Top Finish
3. Table Top Edge Profile
4. Table Base Finish
5. Options, if selected (above)

Example:

RAM-24-24-SQ-36, Table, Rambo, RAM, 24-24, Square Shape, Counter Height, Solid Wood Top, Maple, Eased Edge, Olive Green Base & Column

Notes & Tips


- * Assembly required
- * Please note, round and square tops that are larger than 36" will require an additional column or base
- * Square bases provide stability and are recommended for round top tables


RAMBO TABLES — ROUND TABLES - 30", 36", 42" HIGH


Solid Wood Table Edge Options


Laminate Table Top Edge Options




Description	Top Size		Model #	\$ List Price							Unpkgd. Wgt. #
	Dia.	H		Maple	Hickory, White Oak	Walnut, Mixed Woods	Vinyl	Edgeband	Laminate Overlay	Wood Edges	
30" High, Round Rambo Table 	24" dia.	30"	RAM-24-24-RD-30	950	1687	1889	821	815	1045	1581	46
	30" dia.	30"	RAM-30-30-RD-30	1251	2030	2274	1077	931	1486	2072	80
	36" dia.	30"	RAM-36-36-RD-30	1575	2387	2673	1213	1052	1827	2459	93

Description	Top Size		Model #	\$ List Price							Unpkgd. Wgt. #
	Dia.	H		Maple	Hickory, White Oak	Walnut, Mixed Woods	Vinyl	Edgeband	Laminate Overlay	Wood Edges	
36" High, Round Rambo Table 	24" dia.	36"	RAM-24-24-RD-36	1035	1772	1974	906	900	1130	1666	
	30" dia.	36"	RAM-30-30-RD-36	1336	2115	2359	1162	1016	1571	2157	
	36" dia.	36"	RAM-36-36-RD-36	1660	2472	2758	1298	1137	1912	2544	

Description	Top Size		Model #	\$ List Price							Unpkgd. Wgt. #
	Dia.	H		Maple	Hickory, White Oak	Walnut, Mixed Woods	Vinyl	Edgeband	Laminate Overlay	Wood Edges	
36" High, Round Rambo Table With Foot Ring 	24" dia.	36"	RAM-24-24-RD-36-FR	1120	1857	2059	991	985	1215	1751	
	30" dia.	36"	RAM-30-30-RD-36-FR	1421	2200	2444	1247	1101	1656	2242	
	36" dia.	36"	RAM-36-36-RD-36-FR	1745	2557	2843	1383	1222	1997	2629	

Description	Top Size		Model #	\$ List Price							Unpkgd. Wgt. #
	Dia.	H		Maple	Hickory, White Oak	Walnut, Mixed Woods	Vinyl	Edgeband	Laminate Overlay	Wood Edges	
42" High, Round Rambo Table 	24" dia.	42"	RAM-24-24-RD-42	1035	1772	1974	906	900	1130	1666	
	30" dia.	42"	RAM-30-30-RD-42	1336	2115	2359	1162	1016	1571	2157	
	36" dia.	42"	RAM-36-36-RD-42	1660	2472	2758	1298	1137	1912	2544	


Description	Top Size		Model #	\$ List Price							Unpkgd. Wgt. #
	Dia.	H		Maple	Hickory, White Oak	Walnut, Mixed Woods	Vinyl	Edgeband	Laminate Overlay	Wood Edges	
42" High, Round Rambo Table With Foot Ring 	24" dia.	42"	RAM-24-24-RD-42-FR	1120	1857	2059	991	985	1215	1751	
	30" dia.	42"	RAM-30-30-RD-42-FR	1421	2200	2444	1247	1101	1656	2242	
	36" dia.	42"	RAM-36-36-RD-42-FR	1745	2557	2843	1383	1222	1997	2629	


RAMBO TABLES — SQUARE TABLES - 30", 36", 42" HIGH


Solid Wood Table Edge Options


Laminate Table Top Edge Options




Description	Top Size			Model #	\$ List Price							Unpkgd. Wgt. #
	W	L	H		Maple	Hickory, White Oak	Walnut, Mixed Woods	Vinyl	Edgeband	Laminate Overlay	Wood Edges	
 30" High, Square Rambo Table	24"	24"	30"	RAM-24-24-SQ-30	915	1644	1841	821	798	918	1102	51
	30"	30"	30"	RAM-30-30-SQ-30	1207	1978	2216	1077	912	1273	1565	84
	36"	36"	30"	RAM-36-36-SQ-30	1557	2365	2649	1213	1033	1519	1916	100

Description	Top Size			Model #	\$ List Price							Unpkgd. Wgt. #
	W	L	H		Maple	Hickory, White Oak	Walnut, Mixed Woods	Vinyl	Edgeband	Laminate Overlay	Wood Edges	
 36" High, Square Rambo Table	24"	24"	36"	RAM-24-24-SQ-36	1000	1729	1926	906	883	1003	1187	
	30"	30"	36"	RAM-30-30-SQ-36	1292	2063	2301	1162	997	1358	1650	
	36"	36"	36"	RAM-36-36-SQ-36	1642	2450	2734	1298	1118	1604	2001	

Description	Top Size			Model #	\$ List Price							Unpkgd. Wgt. #
	W	L	H		Maple	Hickory, White Oak	Walnut, Mixed Woods	Vinyl	Edgeband	Laminate Overlay	Wood Edges	
 36" High, Square Rambo Table With Foot Ring	24"	24"	36"	RAM-24-24-SQ-36-FR	1085	1814	2011	991	968	1088	1272	
	30"	30"	36"	RAM-30-30-SQ-36-FR	1377	2148	2386	1247	1082	1443	1735	
	36"	36"	36"	RAM-36-36-SQ-36-FR	1727	2535	2819	1383	1203	1689	2086	

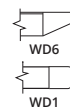
Description	Top Size			Model #	\$ List Price							Unpkgd. Wgt. #
	W	L	H		Maple	Hickory, White Oak	Walnut, Mixed Woods	Vinyl	Edgeband	Laminate Overlay	Wood Edges	
 42" High, Square Rambo Table	24"	24"	42"	RAM-24-24-SQ-42	1000	1729	1926	906	883	1003	1187	
	30"	30"	42"	RAM-30-30-SQ-42	1292	2063	2301	1162	997	1358	1650	
	36"	36"	42"	RAM-36-36-SQ-42	1642	2450	2734	1298	1118	1604	2001	


Description	Top Size			Model #	\$ List Price							Unpkgd. Wgt. #
	W	L	H		Maple	Hickory, White Oak	Walnut, Mixed Woods	Vinyl	Edgeband	Laminate Overlay	Wood Edges	
 42" High, Square Rambo Table With Foot Ring	24"	24"	42"	RAM-24-24-SQ-42-FR	1085	1814	2011	991	968	1088	1272	
	30"	30"	42"	RAM-30-30-SQ-42-FR	1377	2148	2386	1247	1082	1443	1735	
	36"	36"	42"	RAM-36-36-SQ-42-FR	1727	2535	2819	1383	1203	1689	2086	


RAMBO TABLES — RECTANGULAR TABLES - 30", 36", 42" HIGH


Solid Wood Table Edge Options


Laminate Table Top Edge Options




Description	Top Size			Model #	\$ List Price							Unpkgd. Wgt. #
	W	L	H		Maple	Hickory, White Oak	Walnut, Mixed Woods	Vinyl	Edgeband	Laminate Overlay	Wood Edges	
 30" High, Rectangular Rambo Table	24"	30"	30"	RAM-24-30-RT-30	1082	1836	2057	859	887	1010	1230	65
	24"	36"	30"	RAM-24-36-RT-30	1222	1933	2165	902	924	1102	1357	71
	30"	36"	30"	RAM-30-36-RT-30	1400	2144	2401	981	996	1221	1547	84

Description	Top Size			Model #	\$ List Price							Unpkgd. Wgt. #
	W	L	H		Maple	Hickory, White Oak	Walnut, Mixed Woods	Vinyl	Edgeband	Laminate Overlay	Wood Edges	
 36" High, Rectangular Rambo Table	24"	30"	36"	RAM-24-30-RT-36	1167	1921	2142	944	972	1095	1315	
	24"	36"	36"	RAM-24-36-RT-36	1307	2018	2250	987	1009	1187	1442	
	30"	36"	36"	RAM-30-36-RT-36	1485	2229	2486	1066	1081	1306	1632	

Description	Top Size			Model #	\$ List Price							Unpkgd. Wgt. #
	W	L	H		Maple	Hickory, White Oak	Walnut, Mixed Woods	Vinyl	Edgeband	Laminate Overlay	Wood Edges	
 36" High, Rectangular Rambo Table With Foot Ring	24"	30"	36"	RAM-24-30-RT-36-FR	1252	2006	2227	1029	1057	1180	1400	
	24"	36"	36"	RAM-24-36-RT-36-FR	1392	2103	2335	1072	1094	1272	1527	
	30"	36"	36"	RAM-30-36-RT-36-FR	1570	2314	2571	1151	1166	1391	1717	

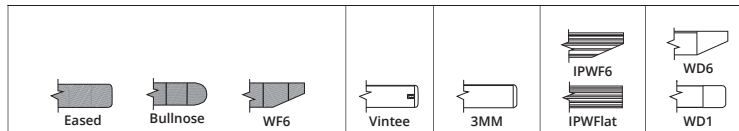
Description	Top Size			Model #	\$ List Price							Unpkgd. Wgt. #
	W	L	H		Maple	Hickory, White Oak	Walnut, Mixed Woods	Vinyl	Edgeband	Laminate Overlay	Wood Edges	
 42" High, Rectangular Rambo Table	24"	30"	42"	RAM-24-30-RT-42	1167	1921	2142	944	972	1095	1315	
	24"	36"	42"	RAM-24-36-RT-42	1307	2018	2250	987	1009	1187	1442	
	30"	36"	42"	RAM-30-36-RT-42	1485	2229	2486	1066	1081	1306	1632	


Description	Top Size			Model #	\$ List Price							Unpkgd. Wgt. #
	W	L	H		Maple	Hickory, White Oak	Walnut, Mixed Woods	Vinyl	Edgeband	Laminate Overlay	Wood Edges	
 42" High, Rectangular Rambo Table With Foot Ring	24"	30"	42"	RAM-24-30-RT-42-FR	1252	2006	2227	1029	1057	1180	1400	
	24"	36"	42"	RAM-24-36-RT-42-FR	1392	2103	2335	1072	1094	1272	1527	
	30"	36"	42"	RAM-30-36-RT-42-FR	1570	2314	2571	1151	1166	1391	1717	


RAMBO TABLES — RECTANGULAR TABLES - 30", 36", 42" HIGH


Solid Wood Table Edge Options

Laminate Table Top Edge Options



Description	Top Size			Model #	\$ List Price							Unpkgd. Wgt. #
	W	L	H		Maple	Hickory, White Oak	Walnut, Mixed Woods	Vinyl	Edgeband	Laminate Overlay	Wood Edges	
30" High, Rectangular Rambo Table Two Columns One Base 	30"	42"	30"	RAM-30-42-RT-30	1524	2223	2490	1095	1043	1455	1838	121
	36"	42"	30"	RAM-36-42-RT-30	1823	2573	2882	1313	1179	1737	2192	121
	36"	48"	30"	RAM-36-48-RT-30	1999	2840	3181	1370	1229	1828	2342	130

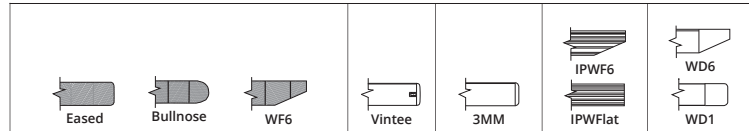
Description	Top Size			Model #	\$ List Price							Unpkgd. Wgt. #
	W	L	H		Maple	Hickory, White Oak	Walnut, Mixed Woods	Vinyl	Edgeband	Laminate Overlay	Wood Edges	
36" High, Rectangular Rambo Table Two Columns One Base 	30"	42"	36"	RAM-30-42-RT-36	1694	2393	2660	1265	1213	1625	2008	
	36"	42"	36"	RAM-36-42-RT-36	1993	2743	3052	1483	1349	1907	2362	
	36"	48"	36"	RAM-36-48-RT-36	2169	3010	3351	1540	1399	1998	2512	


Description	Top Size			Model #	\$ List Price							Unpkgd. Wgt. #
	W	L	H		Maple	Hickory, White Oak	Walnut, Mixed Woods	Vinyl	Edgeband	Laminate Overlay	Wood Edges	
42" High, Rectangular Rambo Table Two Columns One Base 	30"	42"	42"	RAM-30-42-RT-42	1694	2393	2660	1265	1213	1625	2008	
	36"	42"	42"	RAM-36-42-RT-42	1993	2743	3052	1483	1349	1907	2362	
	36"	48"	42"	RAM-36-48-RT-42	2169	3010	3351	1540	1399	1998	2512	


RAMBO TABLES — RECTANGULAR TABLES - 30", 36", 42" HIGH


Solid Wood Table Edge Options


Laminate Table Top Edge Options




Description	Top Size			Model #	\$ List Price							Unpkgd. Wgt. #
	W	L	H		Maple	Hickory, White Oak	Walnut, Mixed Woods	Vinyl	Edgeband	Laminate Overlay	Wood Edges	
30" High, Rectangular Rambo Table Two Square Bases 	30"	60"	30"	RAM-30-60-RT-30	2396	3326	3725	1728	1513	2229	2790	
	30"	72"	30"	RAM-30-72-RT-30	2724	3813	4271	2003	1741	2616	3283	
	36"	60"	30"	RAM-36-60-RT-30	2760	3857	4320	1517	1667	2150	2778	
	36"	72"	30"	RAM-36-72-RT-30	3113	4394	4921	2289	1777	3049	3841	

Description	Top Size			Model #	\$ List Price							Unpkgd. Wgt. #
	W	L	H		Maple	Hickory, White Oak	Walnut, Mixed Woods	Vinyl	Edgeband	Laminate Overlay	Wood Edges	
36" High, Rectangular Rambo Table Two Square Bases 	30"	60"	36"	RAM-30-60-RT-36	2566	3496	3895	1898	1683	2399	2960	
	30"	72"	36"	RAM-30-72-RT-36	2894	3983	4441	2173	1911	2786	3453	
	36"	60"	36"	RAM-36-60-RT-36	2930	4027	4490	1687	1837	2320	2948	
	36"	72"	36"	RAM-36-72-RT-36	3283	4564	5091	2459	1947	3219	4011	

Description	Top Size			Model #	\$ List Price							Unpkgd. Wgt. #
	W	L	H		Maple	Hickory, White Oak	Walnut, Mixed Woods	Vinyl	Edgeband	Laminate Overlay	Wood Edges	
36" High, Rectangular Rambo Table Two Square Bases With Foot Ring 	30"	60"	36"	RAM-30-60-RT-36-FR	2736	3666	4065	2068	1853	2569	3130	
	30"	72"	36"	RAM-30-72-RT-36-FR	3064	4153	4611	2343	2081	2956	3623	
	36"	60"	36"	RAM-36-60-RT-36-FR	3100	4197	4660	1857	2007	2490	3118	
	36"	72"	36"	RAM-36-72-RT-36-FR	3453	4734	5261	2629	2117	3389	4181	

Description	Top Size			Model #	\$ List Price							Unpkgd. Wgt. #
	W	L	H		Maple	Hickory, White Oak	Walnut, Mixed Woods	Vinyl	Edgeband	Laminate Overlay	Wood Edges	
42" High, Rectangular Rambo Table Two Square Bases 	30"	60"	42"	RAM-30-60-RT-42	2566	3496	3895	1898	1683	2399	2960	
	30"	72"	42"	RAM-30-72-RT-42	2894	3983	4441	2173	1911	2786	3453	
	36"	60"	42"	RAM-36-60-RT-42	2930	4027	4490	1687	1837	2320	2948	
	36"	72"	42"	RAM-36-72-RT-42	3283	4564	5091	2459	1947	3219	4011	

Description	Top Size			Model #	\$ List Price							Unpkgd. Wgt. #
	W	L	H		Maple	Hickory, White Oak	Walnut, Mixed Woods	Vinyl	Edgeband	Laminate Overlay	Wood Edges	
42" High, Rectangular Rambo Table Two Square Bases With Foot Ring 	30"	60"	42"	RAM-30-60-RT-42-FR	2736	3666	4065	2068	1853	2569	3130	
	30"	72"	42"	RAM-30-72-RT-42-FR	3064	4153	4611	2343	2081	2956	3623	
	36"	60"	42"	RAM-36-60-RT-42-FR	3100	4197	4660	1857	2007	2490	3118	
	36"	72"	42"	RAM-36-72-RT-42-FR	3453	4734	5261	2629	2117	3389	4181	

POST LEG TABLES

CORE-DRILLED/BOLT-DOWN TABLES



About the Collection

The Core-Drilled/Bolt-Down Tables feature circular steel columns with a small circular steel fixed base. The Core-Drilled/Bolt-Down series is not sold with table tops. Choose between 30" (dining), 36" (counter), or 42" (bar) height. Table top not included.

Standard Features

- Circular steel column
- Column and base finished in the metal finish of your choice
- Labor saving attachment provides for easy assembly using a fixed, hardened 1/2" bolt that is hard welded into a heavy plate inside the bottom of the column
- Floor-mounting hardware and installation instructions are not included

Options & Accessories

Custom Height and Diameters Available

-

Call Factory for Pricing/Dimensions

Required to Order

1. Model Number and Description
2. Table Base Finish

Example:

CD3100-36 Core-drilled; Counter Height, Solid Wood Top-Maple, Eased, Parchment; Olive Green

Notes & Tips

- * Assembly required: consult your architect or general contractor for proper installation. Installation techniques vary based on floor material
- * Core Drill Base – Base is inserted into a hole and cemented or grouted in permanently. Please consult your architect or general contractor about installation.
- * Bolt Down Base – Base is secured to the floor with bolts (not included). Please consult your architect or general contractor about installation.
- * Call factory for custom heights
- * Call for shipping quote

CORE-DRILLED TABLE BASES — TOPS NOT INCLUDED - 30", 36", 42" HIGH

Description	Top Size				\$ List Price	Unpkgd. Wgt. #
	W	L	H	Model #		
30" High, Core Drilled Table Base			28.75"	CD3100-30	265	
36" High, Core Drilled Table Base			34.75"	CD3100-36	300	
36" High, Core Drilled Table Base With Foot Ring			34.75"	CD3100-36-FR	395	
42" High, Core Drilled Table Base			40.75"	CD3100-42	336	
42" High, Core Drilled Table Base With Foot Ring			40.75"	CD3100-42-FR	429	

BOLT-DOWN TABLE BASES — TOPS NOT INCLUDED - 30", 36", 42" HIGH

Description	Top Size				\$ List Price	Unpkgd. Wgt. #
	W	L	H	Model #		
30" High, Bolt-Down Table Base			28.75"	BD4100-30	265	
36" High, Bolt-Down Table Base			34.75"	BD4100-36	300	
36" High, Bolt-Down Table Base With Foot Ring			34.75"	BD4100-36-FR	395	
42" High, Bolt-Down Table Base			40.75"	BD4100-42	336	
42" High, Bolt-Down Table Base With Foot Ring			40.75"	BD4100-42-FR	429	



About the Collection

Opla Tables feature steel bases with perforated steel tops. Opla is suitable for indoor or outdoor use. The Opla series is available in round or square top shapes. Only available in 30" dining height.

Standard Features

- Perforated steel top
- Round steel frame
- Finished in metal finish of your choice
- Plastic glides

Required to Order

1. Model Number and Description
2. Metal Finish

Example:


Opla Round Table; OP30R; Honey Yellow

Notes & Tips


* High gloss and low gloss clear coat not available on Opla Table models

OPLA OUTDOOR TABLES — 30" HIGH

Description	Top Size			\$ List Price	Unpkgd. Wgt. #
	Dia.	H	Model #		
Round Opla Outdoor Table	30"	30"	OP30R	1143	17



Description	W	L	H	Model #	\$ List Price	Unpkgd. Wgt. #
	Square Opla Outdoor Table	30"	30"	30"		



CANTILEVER TABLE

CANTILEVER COLLECTION



About the Collection

The Cantilever Table Collection consists of 2" square tube table mount frames in three sizes. Table top not included.

Standard Features

- 2" square tube steel frame
- 10", 19", and 33" variations
- Custom sizes available

Required to Order

1. Model Number and Description
2. Table Base Finish
3. Options, if selected (above)

Example:

7000 24" Cantilever Table Mount

Notes & Tips

- * Assembly required: consult your architect or general contractor for proper installation. Installation techniques vary based on floor material. Instructions and hardware not included.
- * Call factory for custom sizing
- * Call for shipping quote

CANTILEVER TABLE BASES — 16" HIGH

Description	Top Size				Model #	\$ List Price	Unpkgd. Wgt. #
	W	L	H				
24"-36" Cantilever Table Mount	18"	19"	16"		7000	400	



36"-54" Cantilever Table Mount	18"	33"	16"		7005	421	
--------------------------------	-----	-----	-----	--	------	-----	--



14"-20" Cantilever Table Mount	18"	10"	16"		7010	335	
--------------------------------	-----	-----	-----	--	------	-----	--



COMMUNAL TABLES



About the Collection

The Andrea Communal Table features an all-wood or all-laminate design. Choose between 30" (dining), 36" (counter), or 42" (bar) height.

Standard Features

- Tables can be made in wood or laminate
- Counter and bar height models require powder coated steel foot rest
- Adjustable glides

Options & Accessories

Light Distressing on Wood Tops	124	Call for Quote
Heavy Distressing on Wood Tops	124	Call for Quote

Required to Order

1. Model Number and Description
2. Wood or Laminate Top Finish
3. Table Top Edge Profile; When selecting IPWFlat, a wood finish is required
4. Powder Coat Finish and Foot Rest Finish (if applicable)
5. Options, if selected (above)

Example:

ADR-36-60-RT-30, Table, Andrea, ADR, 36-60, Rectangle Shape, Dining Height, Solid Wood Top, Maple, Eased Edge, Solid Wood Beam, Maple, Eased Edge, Solid Wood Leg, Maple, Eased Edge

Notes & Tips

- * Shipped knocked down and ready to assemble

ANDREA COMMUNAL TABLES — 30", 36", 42" HIGH

Solid Wood Table Edge Options


Laminate Table Top Edge Options





Eased



IPWFlat

Description	Top Size				\$ List Price				Unpkgd. Wgt. #
	W	L	H	Model #	Maple	Hickory, White Oak	Walnut, Mixed Woods	Laminate Overlay	
 <p>30" High, Andrea Communal Table</p>	30"	60"	30"	ADR-30-60-RT-30	6577	10160	11379	5043	###
	30"	72"	30"	ADR-30-72-RT-30	6826	10591	11861	5108	###
	30"	84"	30"	ADR-30-84-RT-30	7059	11001	12321	5211	###
	30"	94"	30"	ADR-30-94-RT-30	7498	11650	13048	5363	###
	36"	60"	30"	ADR-36-60-RT-30	6924	10572	11841	5181	###
	36"	72"	30"	ADR-36-72-RT-30	7171	11028	12352	5377	###
	36"	84"	30"	ADR-36-84-RT-30	7405	11463	12838	5578	###
	36"	94"	30"	ADR-36-94-RT-30	7764	11677	13078	5751	###

Description	Top Size				\$ List Price				Unpkgd. Wgt. #
	W	L	H	Model #	Maple	Hickory, White Oak	Walnut, Mixed Woods	Laminate Overlay	
 <p>36" High, Andrea Communal Table</p>	30"	60"	36"	ADR-30-60-RT-36	7091	10663	11943	5729	###
	30"	72"	36"	ADR-30-72-RT-36	7344	11101	12433	5928	###
	30"	84"	36"	ADR-30-84-RT-36	7641	11589	12980	6125	###
	30"	94"	36"	ADR-30-94-RT-36	8001	12143	13601	6302	###
	36"	60"	36"	ADR-36-60-RT-36	8332	12424	13915	6085	###
	36"	72"	36"	ADR-36-72-RT-36	8582	12877	14422	6308	###
	36"	84"	36"	ADR-36-84-RT-36	8947	13480	15097	6530	###
	36"	94"	36"	ADR-36-94-RT-36	9238	13987	15665	6721	###

Description	Top Size				\$ List Price				Unpkgd. Wgt. #
	W	L	H	Model #	Maple	Hickory, White Oak	Walnut, Mixed Woods	Laminate Overlay	
 <p>42" High, Andrea Communal Table</p>	30"	60"	42"	ADR-30-60-RT-42	7522	11047	12372	5744	###
	30"	72"	42"	ADR-30-72-RT-42	7903	11643	13041	5907	###
	30"	84"	42"	ADR-30-84-RT-42	8237	12181	13642	6283	###
	30"	94"	42"	ADR-30-94-RT-42	9025	13269	14861	6626	###
	36"	60"	42"	ADR-36-60-RT-42	8589	12493	13992	6279	###
	36"	72"	42"	ADR-36-72-RT-42	8884	13010	14571	6588	###
	36"	84"	42"	ADR-36-84-RT-42	9139	13470	15086	6906	###
	36"	94"	42"	ADR-36-94-RT-42	9457	14016	15697	7119	###



About the Collection

The Andy Communal Table features a sturdy solid wood Maple top with angular wood legs. The Andy series is available in square or rectangular top shapes. Choose between 30" (dining), 36" (counter), or 42" (bar) height.

Standard Features

- Available in Maple, White Oak, Hickory, Walnut, or Mixed Woods
- Counter and bar height models require powder coated steel foot rest
- Adjustable plastic glides

Options & Accessories

Light Distressing	124	Call for Quote
Heavy Distressing	124	Call for Quote

Required to Order

1. Model Number and Description
2. Wood Top Finish
3. Table Top Edge Profile
4. Foot Rest Finish (if applicable)
5. Options, if selected (above)

Example:

AND-36-60-RT-30, Table, Andy, AND, 36-60, Rectangle Shape, Dining Height, Solid Wood Top, Maple, Eased Edge, Solid Wood Leg, Maple, Eased Edge

Notes & Tips

- * Assembly required
- * Table legs and tops will match based on species choice. For example, if you select a white oak top, the legs will also be white oak

ANDY COMMUNAL TABLES — 30", 42" HIGH

Solid Wood Table Edge Options



Description	Top Size				\$ List Price			Unpkgd. Wgt. #
	W	L	H	Model #	Maple	Hickory, White Oak	Walnut, Mixed Woods	
30" High, Andy Square Communal Table 	36"	36"	30"	AND-36-36-SQ-30	2899	3732	4180	39
	42"	42"	30"	AND-42-42-SQ-30	3324	4214	4720	39
	48"	48"	30"	AND-48-48-SQ-30	3828	4880	5465	39
	54"	54"	30"	AND-54-54-SQ-30	4401	5645	6322	44
30" High, Andy Rectangular Communal Table 	36"	60"	30"	AND-36-60-RT-30	3693	4526	5069	39
	36"	72"	30"	AND-36-72-RT-30	3828	5018	5621	39
	36"	84"	30"	AND-36-84-RT-30	4097	5499	6159	39
	36"	96"	30"	AND-36-96-RT-30	4401	5761	6452	44
	42"	60"	30"	AND-42-60-RT-30	4030	5145	5762	
	42"	72"	30"	AND-42-72-RT-30	4500	5770	6462	
	42"	84"	30"	AND-42-84-RT-30	4972	6392	7159	
	42"	96"	30"	AND-42-96-RT-30	5442	7025	7869	
36" High, Andy Rectangular Communal Table 	36"	60"	36"	AND-36-60-RT-36	5101	6495	7274	39
	36"	72"	36"	AND-36-72-RT-36	5554	7104	7957	39
	36"	84"	36"	AND-36-84-RT-36	6003	7717	8643	39
	36"	96"	36"	AND-36-96-RT-36	6456	8326	9325	44
	42"	60"	36"	AND-42-60-RT-36	5438	6870	7694	
	42"	72"	36"	AND-42-72-RT-36	5958	7558	8464	
	42"	84"	36"	AND-42-84-RT-36	6475	8240	9229	
	42"	96"	36"	AND-42-96-RT-36	6996	8928	9999	
42" High, Andy Rectangular Communal Table 	36"	60"	42"	AND-36-60-RT-42	4965	6365	7129	
	36"	72"	42"	AND-36-72-RT-42	5409	6969	7805	
	36"	84"	42"	AND-36-84-RT-42	5853	7578	8487	
	36"	96"	42"	AND-36-96-RT-42	6301	8187	9170	
	42"	60"	42"	AND-42-60-RT-42	5317	6764	7575	
	42"	72"	42"	AND-42-72-RT-42	5836	7448	8342	
	42"	84"	42"	AND-42-84-RT-42	6350	8131	9106	
	42"	96"	42"	AND-42-96-RT-42	6864	8815	9873	

BOWEN INDOOR COMMUNAL TABLE COLLECTION



About the Collection

Designed for Indoor use, the Bowen Table features power coated steel base with a solid wood or laminate table top. Choose between dining (30"), 36" (counter), or 42" (bar) height.

Standard Features

- Rectangular top with 2.5" radius corners in solid wood or laminate with exposed ply edges
- Steel base in your choice of metal finish
- Counter and bar height models include powder coated steel foot rest
- Plastic adjustable glides


Required to Order


1. Model Number and Description
2. Wood or Laminate Table Top Finish
3. If Laminate, a wood finish is required for IPWFlat edge
4. Powder Coat Finish


Notes & Tips

- * Assembly required

BOWEN INDOOR COMMUNAL TABLES — 30", 36", 42" HIGH

Description	Top Size			Model #	\$ List Price				Unpkgd. Wgt. (HDPE) #
	W	L	H		Maple	Hickory, White Oak	Walnut, Mixed Woods	Laminate Overlay	
30" High, Bowen Communal Table 	36"	59"	30"	BCN-36-59-RTR-30	3269	4530	5005	2894	
	36"	71"	30"	BCN-36-71-RTR-30	3605	4983	5502	3230	
	36"	82"	30"	BCN-36-82-RTR-30	3943	5437	6001	3720	

Description	Top Size			Model #	\$ List Price				Unpkgd. Wgt. (HDPE) #
	W	L	H		Maple	Hickory, White Oak	Walnut, Mixed Woods	Laminate Overlay	
36" High, Bowen Communal Table 	36"	59"	36"	BCN-36-59-RTR-36	4046	5634	6232	3671	
	36"	71"	36"	BCN-36-71-RTR-36	4380	6085	6727	4005	
	36"	82"	36"	BCN-36-82-RTR-36	4712	6533	7220	4489	

Description	Top Size			Model #	\$ List Price				Unpkgd. Wgt. (HDPE) #
	W	L	H		Maple	Hickory, White Oak	Walnut, Mixed Woods	Laminate Overlay	
42" High, Bowen Communal Table 	36"	59"	42"	BCN-36-59-RTR-42	4327	6008	6642	3952	
	36"	71"	42"	BCN-36-71-RTR-42	4520	6318	6996	4145	
	36"	82"	42"	BCN-36-82-RTR-42	5001	6916	7637	4776	

BOWEN OUTDOOR COMMUNAL TABLE COLLECTION



About the Collection

The Bowen Outdoor Communal Table features a powder coated steel base with slatted top on HDPE, a durable outdoor material. Choose between 30" (dining), 36" (counter), or 42" (bar) height.

Standard Features

- Top surface available in HDPE materials suitable for the outdoors.
- HDPE is a sustainable dimensional wood alternative made primarily from recycled and recyclable plastic. It is a high-performance, low maintenance material that is color stable and will never splinter, crack nor chip.
- Steel base in your choice of metal finish
- Counter and bar height models include powder coated steel foot rest
- Optional, 1.63" diameter umbrella cutout with stainless steel sleeve
- Rectangular top shape with 2.5" radius corners
- Plastic glides
- Radius edge profile

Options & Accessories

Umbrella cutout with stainless steel sleeve

Add to List Price

\$259

Required to Order

1. Model Number and Description
2. Top Material and Finish
3. Metal Finish


Example:


BWC-36-59-RT-30, Table, Bowen, BWC, 36-59, Rectangle Shape, Dining Height, HDPE Black Top, Olive Green Base


Notes & Tips

- * Assembly required
- * Radius edge profile
- * High gloss and low gloss clear coat not available on Bowen Tables

BOWEN OUTDOOR COMMUNAL TABLES — 30", 36", 42" HIGH

Description	Top Size				\$ List Price	Unpkgd. Wgt. (HDPE) #
	W	L	H	Model #		
 30" High, Bowen Communal Table					HDPE	
	36"	59"	30"	BWC-36-59-RT-30	4051	113
	36"	71"	30"	BWC-36-71-RT-30	4642	127
	36"	82"	30"	BWC-36-82-RT-30	5241	141

Description	Top Size				\$ List Price	Unpkgd. Wgt. (HDPE) #
	W	L	H	Model #		
 36" High, Bowen Communal Table					HDPE	
	36"	59"	36"	BWC-36-59-RT-36	4596	119
	36"	71"	36"	BWC-36-71-RT-36	5185	133
	36"	82"	36"	BWC-36-82-RT-36	5778	147

Description	Top Size				\$ List Price	Unpkgd. Wgt. (HDPE) #
	W	L	H	Model #		
 42" High, Bowen Communal Table					HDPE	
	36"	59"	42"	BWC-36-59-RT-42	5137	123
	36"	71"	42"	BWC-36-71-RT-42	5585	136
	36"	82"	42"	BWC-36-82-RT-42	6326	150



About the Collection

The Brady Communal Table features a simple 4-leg steel base with long, rectangular tops ideal for large groups. Choose between 30" (dining), 36" (counter), or 42" (bar) height.

Standard Features

- Rectangular top shape
- Tops can be made in wood or laminate
- Steel base finished in the metal finish of your choice
- Counter and bar height models require powder coated steel foot rest
- Plastic glides

Options & Accessories

Light Distressing	124	Call for Quote
Heavy Distressing	124	Call for Quote

Required to Order

1. Model Number and Description
2. Wood or Laminate Top Finish
3. Table Top Edge Profile; When selecting IPWFlat, a wood finish is required
4. Foot Rest Finish (if applicable)
5. Options, if selected (above)

Example:

BRC-36-60-RT-30, Table, Brady Communal, BRC, 36-60, Rectangle Shape, Dining Height, Solid Wood Top, Maple, Eased Edge, Olive Green Base

Notes & Tips

- * Assembly required
- * The laminate tops include a Baltic Birch core with exposed or finished edges

BRADY COMMUNAL TABLES — 30", 36", 42" HIGH

Solid Wood
Table Edge Options


Laminate
Table Top Edge Options





Eased



IPWFlat

Description	Top Size				\$ List Price				Unpkgd. Wgt. #
	W	L	H	Model #	Maple	Hickory, White Oak	Walnut, Mixed Woods	Laminate Overlay	
30" High, Solid Wood Brady Communal Table 	24"	48"	30"	BRC-24-48-RT-30	1831	2649	2967	1462	82
	24"	60"	30"	BRC-24-60-RT-30	2046	2952	3306	1778	93
	24"	72"	30"	BRC-24-72-RT-30	2408	3485	3904	2027	110
	24"	84"	30"	BRC-24-84-RT-30	2584	3793	4249	2174	123
	24"	94"	30"	BRC-24-94-RT-30	2744	4084	4574	2235	133
	30"	60"	30"	BRC-30-60-RT-30	2185	3239	3628	1964	111
	30"	72"	30"	BRC-30-72-RT-30	2682	3961	4436	2100	131
	30"	84"	30"	BRC-30-84-RT-30	2825	4257	4768	2291	148
	30"	94"	30"	BRC-30-94-RT-30	3071	4654	5212	2344	160
	36"	60"	30"	BRC-36-60-RT-30	2504	3749	4199	4199	129
	36"	72"	30"	BRC-36-72-RT-30	2867	4329	4848	2291	152
	36"	84"	30"	BRC-36-84-RT-30	3124	4784	5358	2436	172
	36"	94"	30"	BRC-36-94-RT-30	3510	5395	6042	2521	187

Description	Top Size				\$ List Price				Unpkgd. Wgt. #
	W	L	H	Model #	Maple	Hickory, White Oak	Walnut, Mixed Woods	Laminate Overlay	
36" High, Solid Wood Brady Communal Table 	30"	60"	36"	BRC-30-60-RT-36	3337	4627	5182	2740	132
	30"	72"	36"	BRC-30-72-RT-36	3952	5491	6150	2798	154
	30"	84"	36"	BRC-30-84-RT-36	4208	5917	6627	6627	172
	30"	94"	36"	BRC-30-94-RT-36	4428	6288	7043	3033	186
	36"	60"	36"	BRC-36-60-RT-36	3547	5001	5601	2863	151
	36"	72"	36"	BRC-36-72-RT-36	4164	5893	6600	3038	176
	36"	84"	36"	BRC-36-84-RT-36	4419	3162	7106	3162	184
	36"	94"	36"	BRC-36-94-RT-36	4639	6755	7566	3231	214

Description	Top Size				\$ List Price				Unpkgd. Wgt. #
	W	L	H	Model #	Maple	Hickory, White Oak	Walnut, Mixed Woods	Laminate Overlay	
42" High, Solid Wood Brady Communal Table 	30"	60"	42"	BRC-30-60-RT-42	3696	5061	5669	3041	135
	30"	72"	42"	BRC-30-72-RT-42	4371	5997	6717	3200	157
	30"	84"	42"	BRC-30-84-RT-42	4654	6456	7230	3279	
	30"	94"	42"	BRC-30-94-RT-42	4895	6851	7673	3371	190
	36"	60"	42"	BRC-36-60-RT-42	3928	5462	6117	3190	154
	36"	72"	42"	BRC-36-72-RT-42	4605	6425	7196	3530	179
	36"	84"	42"	BRC-36-84-RT-42	4885	6907	7736	3610	201
	36"	94"	42"	BRC-36-94-RT-42	5128	7344	8225	3667	217



About the Collection

The Dylan Communal Table features an all-wood or all-laminate design. Each table features a unique metal mitered bracket that adds strength and a fun pop of color. Choose between 30" (dining), 36" (counter), or 42" (bar) height.

Standard Features

- Tables can be made in wood or laminate
- Corner bracket can be finished in the metal finish of your choice
- Counter and bar height models require powder coated steel foot rest
- Adjustable glides
- Power integration available

Options & Accessories

Electrical and Power Integration*	192	\$800/Module
Light Distressing on Wood Tops	124	Call for Quote
Heavy Distressing on Wood Tops	124	Call for Quote

Required to Order

1. Model Number and Description
2. Wood or Laminate Top Finish
3. Table Top Edge Profile; When selecting IPWFlat, a wood finish is required
4. Metal Bracket Powder Coat Finish and Foot Rest Finish (if applicable)
5. Options, if selected (above)

Example:

DYL-T-SW-366030, Table, Dylan, DYL-T, 36-60, Rectangle Shape, Dining Height, Solid Wood Top, Maple, Eased Edge, Solid Wood Beam, Maple, Eased Edge, Solid Wood Leg, Maple, Ease Edge

Notes & Tips

- * Shipped fully assembled
- * Electrical and power integration includes two electrical outlets and two USB ports
- * 24" wide tables should be secured to the floor or a wall for maximum stability

DYLAN COMMUNAL TABLES

Power & Electrical Planning

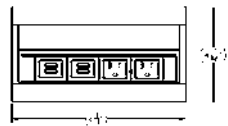
Power and electrical can be specified on either wood or laminate Dylan Tables. One or two power modules may be used per table. **Each module consists of two power and two USB ports finished in a Silver Anodized Aluminum with a white trim.** Each module also includes a wire management system for a three-prong cord for 120 Volts at 120" long. Wire management is designed to neatly encase cords and is securely placed on the inside of one leg. For two power units, there will be two separate cords and encasings, each placed securely on the inside of each leg. The wire management is finished in Silver Anodized Aluminum.

There are two standard options for module placement. For one module, the module will be placed in the center of table top. For two modules, modules will be placed at both ends of the table top, equal distance from the edge of the table for a symmetrical effect. Please note, requests for alternate placement of modules will extend lead times and may not be honored due to design limitations. For all power and integration, please call for quote.

OPTION 1 (P1) - CENTER POWER



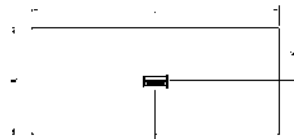
In Table



Power Module
Standard Configuration



Wire Management

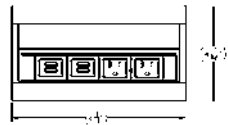


Overhead View

OPTION 2 (P2) - POWER AT ENDS



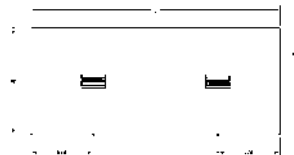
In Table



Power Module
Standard Configuration



Wire Management



Overhead View


Please note, power modules on Option 2 are placed in opposite directions.


DYLAN COMMUNAL TABLES — 30", 36", 42" HIGH

Solid Wood Table Edge Options



Eased

Description	Top Size				\$ List Price			Unpkgd. Wgt. #
	W	L	H	Model #	Maple	Hickory, White Oak	Walnut, Mixed Woods	
30" High, Solid Wood Dylan Communal Table 	24"	60"	30"	DYL-T-SW-246030	6630	10213	11439	115
	24"	72"	30"	DYL-T-SW-247230	6887	10637	11914	124
	24"	84"	30"	DYL-T-SW-248430	7137	11051	12378	135
	24"	94"	30"	DYL-T-SW-249430	7596	11900	13328	166
	30"	60"	30"	DYL-T-SW-306030	6949	10730	12017	136
	30"	72"	30"	DYL-T-SW-307230	7212	11187	12529	148
	30"	84"	30"	DYL-T-SW-308430	7459	11621	13016	148
	30"	94"	30"	DYL-T-SW-309430	7921	12307	13784	160
	36"	60"	30"	DYL-T-SW-366030	7313	11166	12506	157
	36"	72"	30"	DYL-T-SW-367230	7576	11647	13045	171
	36"	84"	30"	DYL-T-SW-368430	7824	12109	13562	185
	36"	94"	30"	DYL-T-SW-369430	8204	12333	13813	199


Description	Top Size				\$ List Price			Unpkgd. Wgt. #
	W	L	H	Model #	Maple	Hickory, White Oak	Walnut, Mixed Woods	
36" High, Solid Wood Dylan Communal Table 	24"	60"	36"	DYL-T-SW-246036	7750	11455	12830	134
	24"	72"	36"	DYL-T-SW-247236	8009	11880	13305	146
	24"	84"	36"	DYL-T-SW-248436	8258	12294	13769	135
	24"	94"	36"	DYL-T-SW-249436	8715	12973	14530	192
	30"	60"	36"	DYL-T-SW-306036	7490	11264	12615	156
	30"	72"	36"	DYL-T-SW-307236	7760	11726	13133	171
	30"	84"	36"	DYL-T-SW-308436	8071	12242	13711	185
	30"	94"	36"	DYL-T-SW-309436	8454	12828	14367	199
	36"	60"	36"	DYL-T-SW-366036	8806	13122	14696	179
	36"	72"	36"	DYL-T-SW-367236	9067	13603	15235	196
	36"	84"	36"	DYL-T-SW-368436	9377	14239	15948	212
	36"	94"	36"	DYL-T-SW-369436	9759	14775	16548	228

DYLAN COMMUNAL TABLES — 30", 36", 42" HIGH

Solid Wood Table Edge Options




Eased


Description	Top Size				\$ List Price			Unpkgd. Wgt. #
	W	L	H	Model #	Maple	Hickory, White Oak	Walnut, Mixed Woods	
42" High, Solid Wood Dylan Communal Table 	24"	60"	42"	DYL-T-SW-246042	8013	11674	13075	126
	24"	72"	42"	DYL-T-SW-247242	8270	12100	13552	139
	24"	84"	42"	DYL-T-SW-248442	8520	12514	14016	151
	24"	94"	42"	DYL-T-SW-249442	8978	13192	14775	184
	30"	60"	42"	DYL-T-SW-306042	7949	11667	13068	151
	30"	72"	42"	DYL-T-SW-307242	8351	12301	13777	171
	30"	84"	42"	DYL-T-SW-308442	8704	12865	14409	180
	30"	94"	42"	DYL-T-SW-309442	9535	14015	15697	194
	36"	60"	42"	DYL-T-SW-366042	9073	13197	14781	176
	36"	72"	42"	DYL-T-SW-367242	9387	13741	15390	192
	36"	84"	42"	DYL-T-SW-368442	9654	14231	15938	208
	36"	94"	42"	DYL-T-SW-369442	9993	14804	16580	224

DYLAN COMMUNAL TABLES — 30", 36", 42" HIGH

Laminate
Table Top
Edge Options




Description	Top Size				\$ List Price	Unpkgd. Wgt. #
	W	L	H	Model #		
30" High, Laminate Dylan Communal Table 					Laminate Overlay	
	24"	60"	30"	DYL-T-LAM-246030	4793	115
	24"	72"	30"	DYL-T-LAM-247230	5160	124
	24"	84"	30"	DYL-T-LAM-248430	5430	135
	24"	94"	30"	DYL-T-LAM-249430	5568	166
	30"	60"	30"	DYL-T-LAM-306030	5326	136
	30"	72"	30"	DYL-T-LAM-307230	5398	148
	30"	84"	30"	DYL-T-LAM-308430	5505	148
	30"	94"	30"	DYL-T-LAM-309430	5665	160
	36"	60"	30"	DYL-T-LAM-366030	5474	157
	36"	72"	30"	DYL-T-LAM-367230	5681	171
	36"	84"	30"	DYL-T-LAM-368430	5893	185
	36"	94"	30"	DYL-T-LAM-369430	6076	199

Description	Top Size				\$ List Price	Unpkgd. Wgt. #
	W	L	H	Model #		
36" High, Laminate Dylan Communal Table 					Laminate Overlay	
	24"	60"	36"	DYL-T-LAM-246036	5379	134
	24"	72"	36"	DYL-T-LAM-247236	5687	146
	24"	84"	36"	DYL-T-LAM-248436	5978	135
	24"	94"	36"	DYL-T-LAM-249436	6138	192
	30"	60"	36"	DYL-T-LAM-306036	6054	156
	30"	72"	36"	DYL-T-LAM-307236	6264	171
	30"	84"	36"	DYL-T-LAM-308436	6471	185
	30"	94"	36"	DYL-T-LAM-309436	6656	199
	36"	60"	36"	DYL-T-LAM-366036	6430	179
	36"	72"	36"	DYL-T-LAM-367236	6664	196
	36"	84"	36"	DYL-T-LAM-368436	6898	212
	36"	94"	36"	DYL-T-LAM-369436	7171	228

DYLAN COMMUNAL TABLES — 30", 36", 42" HIGH

Laminate
Table Top
Edge Options



Description	Top Size				\$ List Price	Unpkgd. Wgt. #
	W	L	H	Model #	Laminate Overlay	
42" High, Laminate Dylan Communal Table 	24"	60"	42"	DYL-T-LAM-246042	5604	126
	24"	72"	42"	DYL-T-LAM-247242	6082	139
	24"	84"	42"	DYL-T-LAM-248442	6493	151
	24"	94"	42"	DYL-T-LAM-249442	6645	184
	30"	60"	42"	DYL-T-LAM-306042	6068	151
	30"	72"	42"	DYL-T-LAM-307242	6241	171
	30"	84"	42"	DYL-T-LAM-308442	6639	180
	30"	94"	42"	DYL-T-LAM-309442	7002	194
	36"	60"	42"	DYL-T-LAM-366042	6635	176
	36"	72"	42"	DYL-T-LAM-367242	6960	192
	36"	84"	42"	DYL-T-LAM-368442	7294	208
	36"	94"	42"	DYL-T-LAM-369442	7522	224



About the Collection

The Frankie Table features two oversized U-shaped steel legs, giving it a larger-than-life personality. This minimal table collection is available with a solid wood or laminate table top and ships ready to assemble. Only available as 30" high table (dining).

Standard Features

- Table tops can be made in solid wood or laminate
- Two top shapes available: rectangle with 90 degree corners or rectangle with 5" radius corners
- 3" diameter U-shaped steel base
- Adjustable glides

Options & Accessories

Light Distressing on Wood Tops	124	Call for Quote
Heavy Distressing on Wood Tops	124	Call for Quote

Required to Order

1. Model Number and Description
2. Wood or Laminate Top Finish
3. Table Top Edge Profile; when selecting IPWFlat, a wood finish is required
4. Foot Rest Finish (if applicable)
5. Options, if selected (above)

Example:

FNK-36-72-RT-30, Table, Frankie, FNK, 36-72, Rectangle Shape, Dining Height, Solid Wood Top, Maple, Eased Edge, Olive Green Base & Column

Notes & Tips

- * Shipped ready to assemble

FRANKIE COMMUNAL TABLES — 30" HIGH

Solid Wood
Table Edge Options


Laminate
Table Top Edge Options




Eased



IPWFlat

Description	Top Size			Model #	\$ List Price				Unpkgd. Wgt. #
	W	L	H		Maple	Hickory, White Oak	Walnut, Mixed Woods	Laminate Overlay	
30" High, Frankie Communal Table - Rectangular Top 	30"	72"	30"	FNK-30-72-RT-30	3634	5125	5741	3485	
	30"	84"	30"	FNK-30-84-RT-30	3729	5265	5897	3515	
	30"	94"	30"	FNK-30-94-RT-30	4026	5702	6386	3519	
	36"	72"	30"	FNK-36-72-RT-30	4202	5961	6676	3787	
	36"	84"	30"	FNK-36-84-RT-30	4222	5991	6710	3965	
	36"	94"	30"	FNK-36-94-RT-30	4303	6108	6840	4023	

Description	Top Size			Model #	\$ List Price				Unpkgd. Wgt. #
	W	L	H		Maple	Hickory, White Oak	Walnut, Mixed Woods	Laminate Overlay	
30" High, Frankie Communal Table - 5" Radius Rectangular Top 	30"	72"	30"	FNK-30-72-RTR-30	3634	5125	5741	3485	
	30"	84"	30"	FNK-30-84-RTR-30	3729	5265	5897	3515	
	30"	94"	30"	FNK-30-94-RTR-30	4026	5702	6386	3519	
	36"	72"	30"	FNK-36-72-RTR-30	4202	5961	6676	3787	
	36"	84"	30"	FNK-36-84-RTR-30	4222	5991	6710	3965	
	36"	94"	30"	FNK-36-94-RTR-30	4303	6108	6840	4023	



About the Collection

The Frankie Bar Height Communal Table features two large steel tubes, circular bases, and a welded steel footrest, all which are powder coated. Tops are available in top solid wood or laminate. Choose between 36" (counter) or 42" (bar) heights.

Standard Features

- Table tops can be made in wood or laminate
- Steel base can finished in the metal finish of your choice
- Tops shapes include rectangular, rectangular with 5" radius, and racetrack
- 5.5" diameter steel columns
- Felt glides

Options & Accessories

Light Distressing	124	Call for Quote
Heavy Distressing	124	Call for Quote

Required to Order

1. Model Number and Description
2. Wood or Laminate Top Finish
3. Table Top Edge Profile
4. Foot Rest Finish (if applicable)
5. Options, if selected (above)

Example:

FNK-30-72-RT-36; 36" High, Frankie Communal Table - Rectangular Top; Solid Wood Top-White Oak, Eased; Dusty Blue; Light Distressing

Notes & Tips

- * Shipped ready to assemble

FRANKIE BAR HEIGHT COMMUNAL TABLES — 36" AND 42" HIGH

Solid Wood
Table Edge Options


Laminate
Table Top Edge Options





Eased




IPWFlat

Description	Top Size			Model #	\$ List Price				Unpkgd. Wgt. #
	W	L	H		Maple	Hickory, White Oak	Walnut, Mixed Woods	Laminate Overlay	
36" High, Frankie Communal Table - Rectangular Top 	30"	72"	36"	FNK-30-72-RT-36	4435	6507	7287	3106	
	30"	84"	36"	FNK-30-84-RT-36	4719	6924	7755	3313	
	30"	94"	36"	FNK-30-94-RT-36	4965	7289	8163	3366	
	36"	72"	36"	FNK-36-72-RT-36	4671	6856	7678	3370	
	36"	84"	36"	FNK-36-84-RT-36	4954	7271	8144	3509	
	36"	94"	36"	FNK-36-94-RT-36	5202	7634	8550	3584	

Description	W	L	H	Model #	Maple	Hickory, White Oak	Walnut, Mixed Woods	Laminate Overlay	Unpkgd. Wgt. #
36" High, Frankie Communal Table - Radius Rectangular Top 	30"	72"	36"	FNK-30-72-RTR-36	4435	6507	7287	3106	
	30"	84"	36"	FNK-30-84-RTR-36	4719	6924	7755	3313	
	30"	94"	36"	FNK-30-94-RTR-36	4965	7289	8163	3366	
	36"	72"	36"	FNK-36-72-RTR-36	4671	6856	7678	3370	
	36"	84"	36"	FNK-36-84-RTR-36	4954	7271	8144	3509	
	36"	94"	36"	FNK-36-94-RTR-36	5202	7634	8550	3584	

Description	W	L	H	Model #	Maple	Hickory, White Oak	Walnut, Mixed Woods	Laminate Overlay	Unpkgd. Wgt. #
42" High, Frankie Communal Table - Rectangular Top 	30"	72"	42"	FNK-30-72-RT-42	4903	7196	8060	3550	
	30"	84"	42"	FNK-30-84-RT-42	5218	7658	8577	3636	
	30"	94"	42"	FNK-30-94-RT-42	5485	8052	9018	3739	
	36"	72"	42"	FNK-36-72-RT-42	5163	7579	8489	3914	
	36"	84"	42"	FNK-36-84-RT-42	5478	8040	9004	4002	
	36"	94"	42"	FNK-36-94-RT-42	5747	8435	9447	4063	

Description	W	L	H	Model #	Maple	Hickory, White Oak	Walnut, Mixed Woods	Laminate Overlay	Unpkgd. Wgt. #
42" High, Frankie Communal Table - Radius Rectangular Top 	30"	72"	42"	FNK-30-72-RTR-42	4903	7196	8060	3550	
	30"	84"	42"	FNK-30-84-RTR-42	5218	7658	8577	3636	
	30"	94"	42"	FNK-30-94-RTR-42	5485	8052	9018	3739	
	36"	72"	42"	FNK-36-72-RTR-42	5163	7579	8489	3914	
	36"	84"	42"	FNK-36-84-RTR-42	5478	8040	9004	4002	
	36"	94"	42"	FNK-36-94-RTR-42	5747	8435	9447	4063	

FRANKIE BAR HEIGHT COMMUNAL TABLES — 36" AND 42" HIGH

Solid Wood
Table Edge Options


Laminate
Table Top Edge Options




Eased



IPWFlat

Description	Top Size			Model #	\$ List Price				Unpkgd. Wgt. #
	W	L	H		Maple	Hickory, White Oak	Walnut, Mixed Woods	Laminate Overlay	
36" High, Frankie Communal Table - Racetrack Top 	30"	72"	36"	FNK-30-72-RTK-36	4435	6507	3106	3106	
	30"	84"	36"	FNK-30-84-RTK-36	4719	6924	7755	3313	
	30"	94"	36"	FNK-30-94-RTK-36	4965	7289	8163	3366	
	36"	72"	36"	FNK-36-72-RTK-36	4671	6856	7678	3370	
	36"	84"	36"	FNK-36-84-RTK-36	4954	7271	8144	3509	
	36"	94"	36"	FNK-36-94-RTK-36	5202	7634	8550	3584	

Description	Top Size			Model #	\$ List Price				Unpkgd. Wgt. #
	W	L	H		Maple	Hickory, White Oak	Walnut, Mixed Woods	Laminate Overlay	
42" High, Frankie Communal Table - Racetrack Top 	30"	72"	42"	FNK-30-72-RTK-42	4903	7196	8060	3550	
	30"	84"	42"	FNK-30-84-RTK-42	5218	7658	8577	3636	
	30"	94"	42"	FNK-30-94-RTK-42	5485	8052	9018	3739	
	36"	72"	42"	FNK-36-72-RTK-42	5163	7579	8489	3914	
	36"	84"	42"	FNK-36-84-RTK-42	5478	8040	9004	4002	
	36"	94"	42"	FNK-36-94-RTK-42	5747	8435	9447	4063	

OCCASIONAL TABLES



About the Collection

The Lewis Collection consists of occasional tables with steam bent wooden spindles and a solid American Ash top.

Standard Features

- Solid wood frame
- Available in any of our standard wood stains
- Available in side table and coffee table heights

Required to Order

1. Model Number and Description
2. Wood Stain Finish

Example:

LEW-430; 18" High, Round Lewis Side Table; Black Finish

Notes & Tips

- * No assembly required
- * Please note, when standard stains are applied, color and variation may be slightly different than our standard tables and chairs due to the Ash wood species.

LEWIS OCCASIONAL TABLES

Solid Wood Table Edge Options



Bullnose

Description	Top Size			\$ List Price	Unpkgd. Wgt. #
	Diameter	H	Model #		
18" High, Round Lewis Occasional Table				Ash	
	16"	18.8"	LEW-430	907	9



16" High, Round Lewis Occasional Table	Diameter	H	Model #	Ash	
	21.2"	16"	LEW-540	1005	12





About the Collection

The Louie Collection consists of occasional tables with solid wood legs and a thin metal top.

Standard Features

- Solid beech legs in any standard wood finish
- Metal top and brackets in your choice of metal finishes
- Ships assembled



Required to Order

1. Model Number and Description
2. Wood Base Stain Finish
3. Table Top Metal Finish

Example:

LOU-16, 16" Diameter Louie End Table, Cocoa Wood Base Finish, Grey White Metal Finish

LOUIE OCCASIONAL TABLES

Description	Top Size			\$ List Price	Unpkgd. Wgt. #
	Diameter	H	Model #		
20" High, Louie End Table 	16"	20"	LOU16	930	15
16" High, Louie Coffee Table 	34"	16"	LOU34	1319	36



About the Collection

Onesima Occasional Tables consist of round coffee tables that can be paired with any lounge seating.

Standard Features

- 30" and 36" Round Coffee Tables, 18" High
- Top material choices in solid wood and laminate with flat or refined, knife edge profile
- Laminate tops with exposed plywood edge or 3mm edgeband options
- 3" round column
- Optional USB A/C module in black or white finish
- Plastic glides for durability, 1/2" High clearance
- Base and column can be specified in different metal finishes, for an upcharge
- Assembly required

USB A/C Module

This module has one USB-A and one USB-C 5V charging port and a 72"L power cord with 15-amp plug. The 15-amp plug includes a built-in transformer measuring 2 1/8"D x 1 1/4" W x 3 1/2"H. The module is available in Black or White finishes. Available on coffee tables and centered with power cord routing through the column and out the base.

Options & Accessories

Table base and column, painted in different metal finishes	124	\$50
Simple, USB A/C unit with 72" power cord for coffee tables	124	\$375

Required to Order

1. Model Number and Description
2. Wood or Laminate Top Finish
3. Table Top Edge Profile
4. Table Base Finish
5. Options, if selected (above)

Example:

ONE-36-36-RD-18, Onesima – Table, 36-36, Round, 18" High, Solid Wood Top, Maple, WF6 Knife Edge, Natural, Cement Grey Base and Column

Notes & Tips


- * Laminate tops with 3mm edgeband are 1" thick

ONESIMA OCCASIONAL COFFEE TABLES

Solid Wood Table Edge Options

Laminate Table Top Edge Options



DESCRIPTION	TOP SIZE		\$ LIST PRICE					UNPKG.D. WGT. #	
	Dia.	H	Model #	Maple	Hickory, White Oak	Walnut, Mixed Woods	Edgeband		Laminate Overlay
18" High, Onesima Coffee Table 	30"	18"	ONE-30-30-RD-18	903	1725	1937	871	942	
	36"	18"	ONE-36-36-RD-18	1200	2071	2319	990	1347	



About the Collection

The Onesima Personal Laptop turns any lounge application into a productive place to work.

Standard Features

- 14" x 21" rectangular table, 26" High
- Top material choices in solid wood or laminate with knife edge profile
- Laminate top with exposed plywood edge or 3mm edgeband options
- Integrated cutout on underside of top for ease of mobility
- 2" round column
- Plastic glides for durability, 1/2"H clearance
- Base and column can be specified in different metal finishes, for an upcharge
- Assembly required

Options & Accessories

Table base and column, painted in different metal finishes	124	\$50
--	-----	------

Required to Order

1. Model Number and Description
2. Wood or Laminate Top Finish
3. Table Top Edge Profile
4. Table Base Finish
5. Options, if selected (above)

Example:

ONE-14-21-RTR-26, Onesima – Table, 14-21, Laptop, 26" High, Solid Wood Top, Maple, WF6 Knife Edge, Natural, Cement Grey Base and Column

Notes & Tips

- * Laminate tops with 3mm edgeband are 1" thick

ONESIMA OCCASIONAL PERSONAL LAPTOP TABLES

Solid Wood Table Edge Options

Laminate Table Top Edge Options



DESCRIPTION	TOP SIZE			Model #	\$ LIST PRICE				UNPKG.D. WGT. #	
	W	L	H		Maple	Hickory, White Oak	Walnut, Mixed Woods	Edgeband		Laminate Overlay
26" High, Onesima Personal Laptop Table	14"	21"	26"	ONE-14-21-RTR-26	882	1324	1481	704	908	



*Only available with Knife Edge



About the Collection

The Roy Table Collection consists of occasional tables with a square steel tube base and a modern silhouette.

Standard Features

- Solid wood or laminate table top options
- Steel legs
- Laminate top with exposed baltic birch edge, available in any of our standard wood stains

Required to Order

1. Model Number and Description
2. Wood or Laminate Top Finish
3. Table Top Edge Profile
4. Table Base Finish
5. Options, if selected (above)

Example:

ROY-36-36-RT-15; 15" High, Square Roy Occasional Table; Solid Wood Table Edge; Eased, Maple

Notes & Tips

- * No assembly required
- * \$250.00 charge for orders fewer than five

ROY OCCASIONAL TABLES

Solid Wood Table Edge Options




Laminate Table Top Edge Options



Eased



IPWFlat

Description	Top Size			Model #	\$ List Price			Unpkgd. Wgt. #	
	W	L	H		Maple	Hickory, White Oak	Walnut, Mixed Woods		Laminate Overlay
15" High, Square Roy Occasional Table 	36"	36"	15"	ROY-36-36-SQ-15	1800	2621	2935	1972	35
	(This row is part of the table structure but contains no data in the provided image)								
18" High, Square Roy Occasional Table 	22"	22"	18"	ROY-22-22-RT-18	1441	2202	2467	1537	40
	(This row is part of the table structure but contains no data in the provided image)								
15" High, Rectangular Roy Occasional Table 	24"	48"	15"	ROY-24-48-SQ-15	1619	2311	2589	1754	55
	(This row is part of the table structure but contains no data in the provided image)								

SOLID WOOD TABLE TOPS

Clean with a solution of liquid dishwashing detergent, warm water, and a damp rag. Dry with a clean, non-abrasive cloth. There are no additional recommended cleaning steps or escalation for staining with finished wood products. Any other cleaning method can damage and deteriorate the finish.

Natural wood products are inherently susceptible to damage from radical changes in heat and humidity; care must be taken to ensure that they are in a temperate environment. When storing solid wood furniture, note the following guidelines:

- Do not store products in trailers.
- Store products in areas that simulate indoor, controlled temperatures (60° F to 90° F).
- Store products in areas that maintain constant, indoor and controlled humidity levels.
- Allow solid wood tables time to acclimate to the conditions prior to installation.

Please note, scratches, dings, and dents are common issues that occur to tops in our busy world. Grand Rapids Chair guarantees the stability of our topcoat finish on solid wood tables for one year when properly taken care of and used. This use does not extend to unfinished plating or ceramics, issues with other dining ware or set pieces, or to customer abuse. We will accommodate warranted work on finish failures. Please see our Warranty for further information.

LAMINATE TABLE TOPS

The recommendations for laminate in this section apply only to the laminate surface itself. When cleaning the tables, keep all recommended products away from the table edges. These products can successfully clean the laminate but may damage the table edges. Please see the Table edge section below for care recommendations based on the type of edge you have.

To maintain the beauty of decorative laminates, clean with a solution of liquid dishwashing detergent and warm water and dry with a clean, non-abrasive cloth. This should remove most surface stains. On high-gloss laminates, this solution may leave streak marks. These can be removed using glass cleaner with ammonia and a dry, clean, non-abrasive cloth.

For stubborn stains, use a household cleaner such as Formula 409®, Fantastik®, Windex®, or diluted Simple Green®. It may be necessary to use a soft bristle brush with light scrubbing to assist in removing the stain. A soft rag and Acetone (Nail Polish remover) can be used as well.

TABLE EDGES

Edgeband, vintee, or laminate overlay edges should be cleaned with a solution of liquid dishwashing detergent and warm water. Dry with a clean, non-abrasive cloth. For stubborn stains, try rubbing alcohol with a clean, non-abrasive cloth.

Wood edges should be cleaned with a solution of liquid dishwashing detergent and warm water. Dry with a clean, non-abrasive cloth. This should remove most stains from the surface.

METAL - INDOOR

Wipe surface with a mild soap or liquid dishwasher detergent and warm water solution. Disinfect the surface with a non-abrasive household cleaner like 409®, Fantastik®, Windex®, or diluted Simple Green®. Wipe dry with a clean, soft cloth.

Never let cleaning or disinfecting products dry onto the furniture surface. This can weaken and damage the epoxy finish leading to chips and scratches.

HIGH-DENSITY POLYETHYLENE (HDPE) OUTDOOR TOPS

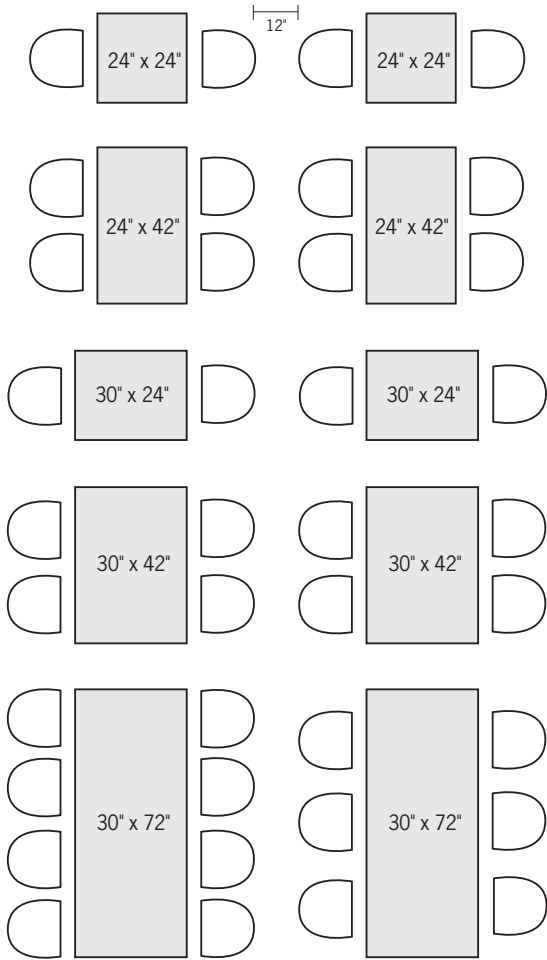
HDPE tops can be cleaned with a solution of warm, soapy water. A soft-bristled brush or foam eraser sponge can be used for stubborn stains and scuffs.

METAL - OUTDOOR

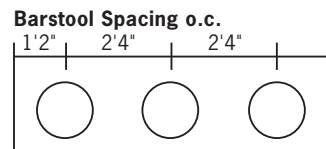
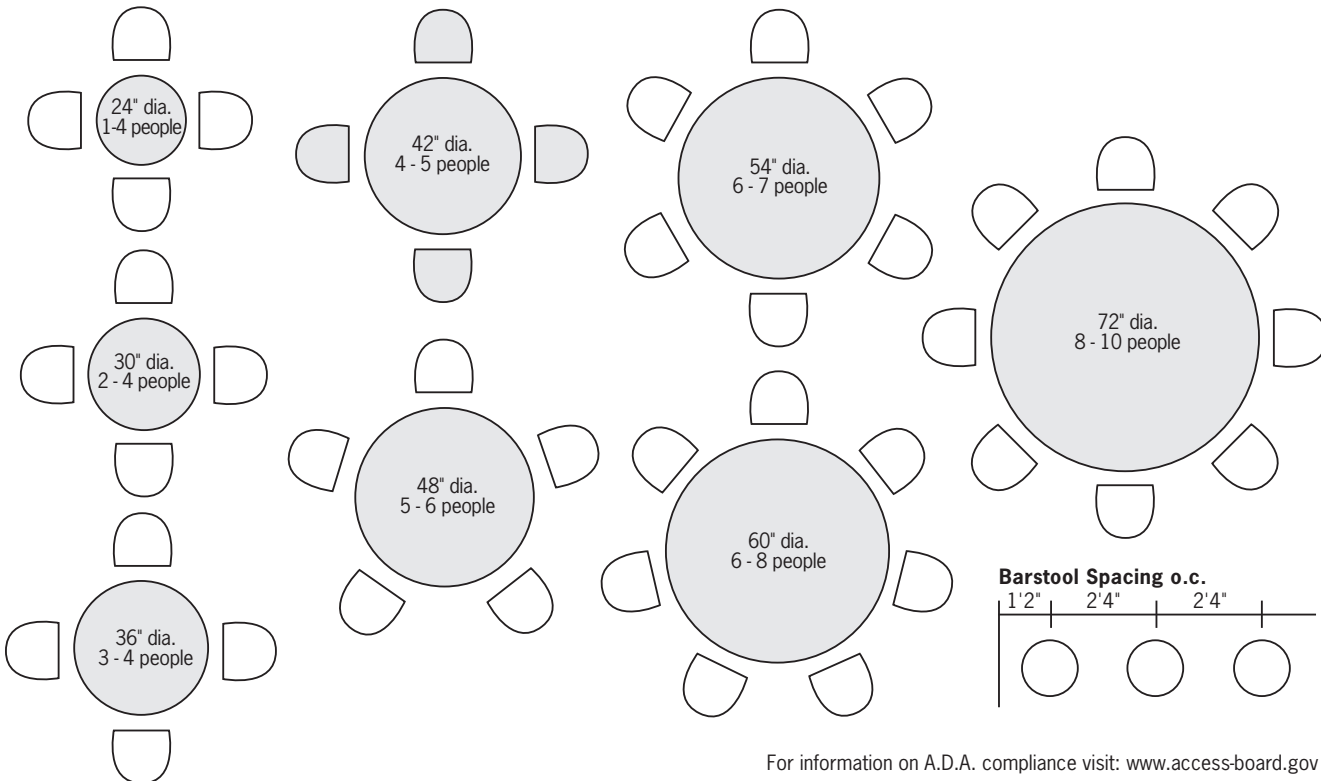
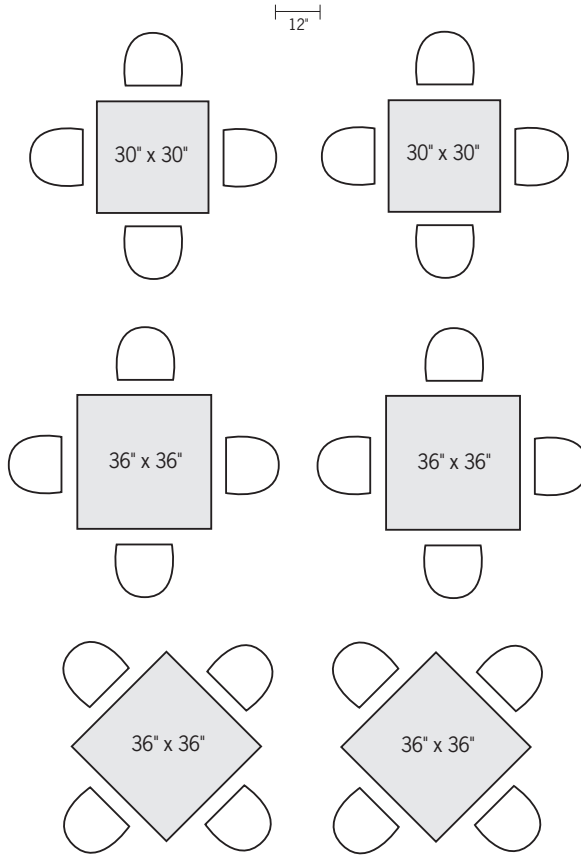
If products are kept near a marine environment or in areas with swimming pools, regular cleaning with biodegradable liquid soap and water will help protect the furniture from rapid deterioration that chlorine and salt may cause. Maintenance is recommended every 3 months in these aggressive environments. Never use a pressure/power washer on outdoor furniture.

Steel may develop small rust spots over time in places where damage has occurred - such as chipping, scratches, or abrasions. Warranty does not cover those parts of the products which are exposed to abrasion during use.

SEATING PLANNER



Minimum Back-to-Back Spacing - 12"
 Consult local fire codes for legal requirements.
 Spacing requirements will vary depending on selected chair width.



For information on A.D.A. compliance visit: www.access-board.gov

1. THE AGREEMENT

All sales by GRAND RAPIDS CHAIR COMPANY or its affiliates (the "Seller") shall be governed by the following terms and conditions of sale. The agreement between Seller and Buyer with respect to the sale of Goods described in the Seller's quote (the "Goods") shall consist only of the terms appearing herein and in the Seller's quote or proposal and any attachments, exhibits and supplements (together, the "Contract") together with any terms mutually agreed to in writing hereafter by Seller and Buyer. These terms and conditions of sale prevail over any of Buyer's general terms and conditions of purchase regardless whether or when Buyer has submitted its purchase order or such terms. Buyer's issuance of a purchase order constitutes its acknowledgment that Seller's quote is the first document exchanged, containing the essential elements of, and therefore constitutes an offer. Seller objects to and shall not otherwise be bound by any additional or different terms, whether printed or otherwise, in Buyer's purchase order or in any other communication from Buyer to Seller. The Contract shall be for the benefit of Seller and Buyer and not for the benefit of any other person. The Contract and these terms comprise the entire agreement between the parties, and supersede all prior or contemporaneous understandings, agreements, negotiations, representations and warranties, and communications, both written and oral. No statements, recommendations, or assistance by either party has been relied upon by either party or shall constitute a waiver by either party of the provisions hereof. Notwithstanding anything herein to the contrary, if a written Contract signed by both parties is in existence covering the sale of the Goods covered hereby, the terms and conditions of said Contract shall prevail to the extent they are inconsistent with these terms.

2. NO IMPLIED ACCEPTANCE

Notwithstanding any contrary provision in Buyer's purchase order, no action by Seller such as delivery of Goods, the rendering of services or the commencement of work on Goods to be specially manufactured for Buyer, will be deemed an acceptance by Seller of any purchase order from Buyer with terms in addition to or different than those contained in this Contract.

3. TERMINATION OR MODIFICATION

In addition to any remedies that may be provided under these terms, Seller may terminate the Contract with immediate effect upon written notice to Buyer, if Buyer: (i) fails to pay any amount when due under the Contract; (ii) has not otherwise performed or complied with any of these terms, in whole or in part; or (iii) becomes insolvent,

files a petition for bankruptcy or commences or has commenced against it proceedings relating to bankruptcy, receivership, reorganization or assignment for the benefit of creditors. The Contract may be modified only upon Seller's written consent. If all or part of the Contract is terminated, in the absence of a written agreement with Seller to the contrary, Buyer shall pay a termination charge equal to expenses and costs incurred by Seller in the production of the Goods to the date such termination is accepted by Seller, including work in process, raw materials not usable by Seller for other purposes, and reimbursement for any commitments to third parties made in order to satisfy Buyer's requirements, plus a reasonable profit. In addition, any Goods completed on or prior to Seller's acceptance of such termination shall be accepted and paid for in full by Buyer.

4. TERMS OF PAYMENT

Payment terms are determined on an individual company basis. Payments shall be made to Seller at the address specified in the invoice. Pro rata payments shall become due as shipments are made. If any shipment is delayed by Seller at the request of Buyer, payment shall become due on the date when Seller is prepared to make shipment. Prices are F.O.B. Seller's shipping point unless otherwise stated in the Contract. Product orders for non-standard items, and orders that exceed normal credit limits require 50% down payments with the order. When any payment is not paid on or before its due date, Buyer agrees to pay a late charge on the sum outstanding, from the due date for receipt of payment to the actual date of receipt of payment, at a rate of one and one half percent (1.5%) per month on the unpaid balance. If a payment is not paid on or before its due date, Buyer agrees that Seller may also cease performance under any and all of Buyer's purchase orders whether or not related to the late payment. Whenever, in the judgment of Seller, the financial condition of the Buyer does not justify the continuation of production or shipment on the specified terms of payment, the Seller may require full or partial payment in advance. Buyer hereby grants to Seller a security interest in all tools, molds, and dies and other property of Buyer which come into the possession of Seller, as security for all sums owing from Buyer to Seller from time to time. Buyer hereby authorizes Seller to file such financing statements with respect to such property as Seller shall deem appropriate and Buyer shall take whatever other actions are requested by Seller to perfect and continue Seller's security interest in such property.

5. DELIVERY

Delivery dates are not guaranteed but are estimated on the basis of immediate receipt by Seller of all information to be furnished by Buyer, and all shipments are subject to Seller's

TERMS & CONDITIONS

production schedule. Seller shall in good faith endeavor to meet estimated delivery dates. Seller shall not be responsible for claims for error in quantity, weight or number not made within ten (10) days after Buyer's receipt of Goods. Seller will not be liable for any delay in performance of this Contract or delivery of Goods when the delay is caused directly or indirectly by fire, flood, explosion, accident, riot, disease pandemics, acts of God, war, governmental interference, embargo, strikes or other labor difficulties, shortage of labor, fuel, power, materials or supplies, transportation delays, failure of tooling or the repair, maintenance or rehabilitation of the tooling, or any other cause or causes whatsoever beyond its control. In the event Seller is delayed in performance by Buyer or at Buyer's request, Buyer will be responsible for any resulting increase in cost, including handling, insurance and storage charges, and Seller may invoice Goods ready for shipment with payment to be made in accordance with the payment schedule as if the Goods had been shipped. In the event delay is caused by Buyer's failure to furnish information necessary for Seller's performance, Seller may extend the shipment date for a reasonable time in proportion to the period of Buyer's delay.

6. INSTALLMENT DELIVERIES AS SEPARATE SALES

Each installment of Goods to be delivered pursuant to this Contract is to be considered as a separate sale and Buyer shall be liable to pay the agreed price for each such installment without regard to any failure to deliver other installments, and Seller's breach or default in the delivery of any installment shall not give Buyer the right to refuse to receive any other installments.

7. TITLE AND RISK OF LOSS

Title and risk of loss passes to Buyer upon delivery of the Goods to a carrier. Buyer assumes all risk of loss of Goods upon such delivery by Seller to the carrier. Seller agrees to package the Goods, put them in the possession of a carrier, make appropriate arrangements for their transportation, and obtain and deliver documents necessary to enable Buyer to obtain possession of the Goods. Seller shall not be obligated to obtain insurance or to prepay transportation costs unless the Contract provides otherwise. Buyer agrees to pay all loading, unloading and other charges incidental to transportation. Seller will attempt to follow Buyer's shipping instructions but may make reasonable changes thereto. Whether or not Seller pays shipping charges, risk of loss shall pass to Buyer upon delivery of the Goods to a carrier. Breach of this Contract shall have no effect upon this provision controlling the risk of loss. Buyer hereby grants to Seller a lien on and security interest in and to all of the right, title and interest of Buyer in, to and under the Goods, wherever

located, and whether now existing or hereafter arising or acquired from time to time, and in all accessions thereto and replacements or modifications thereof, as well as all proceeds (including insurance proceeds) of the foregoing. The security interest granted under this provision constitutes a purchase money security interest under the Michigan Uniform Commercial Code. Buyer hereby authorizes Seller to file such financing statements with respect to such property as Seller shall deem appropriate and Buyer shall take whatever other actions are requested by Seller to perfect and continue Seller's security interest in such property.

8. LIMITED WARRANTIES

Seller's Limited Warranty, adopted February 1, 2019, is hereby incorporated herein by reference.

SELLER MAKES NO OTHER WARRANTIES OR REPRESENTATIONS, EXPRESS OR IMPLIED, BY OPERATION OF LAW OR OTHERWISE, INCLUDING WITHOUT LIMITATION ANY IMPLIED WARRANTY OF MERCHANTABILITY OR FITNESS FOR A PARTICULAR PURPOSE, ALL OF WHICH ARE HEREBY SPECIFICALLY DISCLAIMED. In particular, but without limiting the generality of the foregoing exclusion, (i) if the Goods are made according to buyer's specifications, Seller does not warrant adequacy of such specifications or that the Goods will perform in accordance with such specifications, (ii) if any goods furnished hereunder are made by any supplier other than Seller, Seller does not provide any warranty with respect to such Goods, (iii) Seller does not warrant that the Goods are in compliance with laws of any country, and (iv) if the Goods are modules or assemblies, Seller does not warrant design, design performance, durability or system integration of the modules, assemblies or any components thereof.

Seller's sole obligation under the warranties set forth in Seller's Limited Warranty will be limited to either, at Seller's option, replacing or repairing defective Goods or refunding the purchase price paid for such Goods previously paid by Buyer, and Buyer's exclusive remedy for breach of any of such warranties will be enforcement of such obligation of Seller. These warranties will not extend to ordinary wear and tear or Goods subjected to misuse, abuse, neglect, damage, improper transportation, improper storage, improper cleaning, accident or improper installation or maintenance or which have been altered or repaired by anyone other than Seller or its authorized representative. Seller shall not be liable on any claim for defective Goods, which is not made within thirty (30) days after discovery of defect.

9. REMEDIES AND LIMITATION OF LIABILITY

In the event Buyer claims Seller has breached any of its obligations under the Contract, whether of warranty or

otherwise, Seller may request the return of the Goods and tender to Buyer the purchase price previously paid by Buyer, and in such event, Seller shall have no further obligation under the Contract except to refund such purchase price upon redelivery of the Goods. No Goods may be returned without Seller's written request. If Seller requests the return of the Goods, the Goods will be returned by Buyer unless otherwise authorized in writing by Seller. Seller reserves the right to inspect any claimed defect, repair defective Goods or install replacement parts, and perform any adjustment incident to satisfactory operation of the Goods. In the event Buyer claims Seller has breached any of its obligations under the Contract, whether of warranty or otherwise, and Seller has not delivered any Goods to Buyer, Seller may tender to Buyer the purchase price previously paid by Buyer, and, in such event, Seller shall have no further obligation under the Contract except to refund such purchase price previously paid by Buyer. The remedies contained in this and the preceding paragraph shall constitute the sole recourse of Buyer against Seller for breach of any of Seller's obligations under the Contract, whether of warranty or otherwise. In no event shall Seller be liable for loss of time, inconvenience, commercial loss, incidental, consequential or special damages, including without limitation, lost revenues, profits or recall expenses, nor shall Seller's liability on any claim for damages arising out of or connected with the Contract or the manufacture, sale, delivery or use of the Goods exceed the purchase price of the Goods previously paid by Buyer to Seller. Any warranty rights which Seller may have relating to any Goods provided by other suppliers will be assigned to Buyer upon request. Seller shall not be liable for failure to perform its obligations under the Contract resulting directly or indirectly from circumstances beyond Seller's reasonable control.

10. INDEMNIFICATION

Buyer shall indemnify Seller against, and hold Seller harmless from, any and all claims and liabilities, including reasonable attorney's fees, arising out of, connected with, or resulting from the Goods, including but not limited to, the design, manufacturing, selection, delivery, possession, storage, use, operation or disposition of the Goods. Seller's entire liability for Goods is limited as set forth in paragraph 9 above.

11. PATENTS

Buyer shall indemnify Seller against liability, loss, damage or expense in any instance involving alleged violation of patent rights relating to Buyer's specifications and/or the Goods resulting from those specifications. Buyer shall bear the full burden for all liability, loss, damage or expense in any such instance. Such indemnification of Seller against all liability, loss, damage or expense pursuant to this provision shall

include, but is not limited to, litigation expenses, reasonable attorney's fees, and damages awarded under an adverse judgment or established by way of compromise settlement where both Buyer and Seller have notice of and consent to such compromise settlement.

12. CHANGES

Changes in the work to be performed under the Contract may be made only if Buyer submits written instructions for such changes and if Seller accepts those changes in writing. If any such approved changes in drawings, materials, quantities, dates of performance or design of the part, units, tools, or fixtures, in Seller's sole judgment, increase Seller's costs, Seller may condition approval of any such change on agreement by Buyer to a price increase to recoup such cost increase, plus a reasonable return.

13. CANCELLATION/RESCHEDULE OF PURCHASE ORDERS

- A. In the event of any cancellation of all or part of any purchase order by Buyer, Buyer agrees to pay Seller for all reasonable and allocable materials, material management, labor, overhead and general and administrative costs and expenses incurred as a result of any such cancellation, plus a reasonable profit hereby stipulated to be ten percent (10%) of such costs and expenses within thirty (30) days from the date of Seller's invoice setting forth such costs and expenses. By way of illustration and not limitation, Seller's costs incurred by reason of Buyer's cancellation may include the storage costs for the items to be purchased, and costs associated with relocating the production to an alternate source, as well as the costs of unreimbursed and/or unamortized research and development costs, capital equipment, and other property and supplies of Seller needed to produce and which are unique to the Goods.
- B. In the event of such cancellation and upon receipt of payment as described above, all completed Goods, assemblies in process, components and any tooling, and equipment owned by Buyer and furnished to Seller under this Contract shall be returned to Buyer in accordance with instructions specified by Buyer.
- C. In the event of any cancellation, inventory carrying charges will be assessed at a rate of \$20 per pallet/day on the inventory stored until the relevant inventory is disposed of and paid for by Buyer.
- D. In the event of any reschedule of delivery of Goods by Buyer the Buyer will be responsible for applicable storage fees for partially produced and fully finished goods. Grand Rapids Chair will hold an order at no

TERMS & CONDITIONS

charge for a maximum of 14 calendar days. Any order held more than 14 days after the original ship date will be subject to a charge of \$20 per pallet/day.

14. DISCLOSURE AND USE OF INFORMATION

All non-public, confidential or proprietary information of Seller, including but not limited to specifications, samples, patterns, designs, plans, drawings, documents, data, business operations, customer lists, pricing, discounts or rebates, disclosed by Seller to Buyer, whether disclosed orally or disclosed or accessed in written, electronic or other form or media, and whether or not marked, designated or otherwise identified as "confidential" in connection with the Contract is confidential and proprietary, solely for the use of performing the Contract and may not be disclosed or copied unless authorized in advance by Seller in writing. Upon Seller's request, Buyer shall promptly return all documents and other materials received from Seller. Seller shall be entitled to injunctive relief for any violation of this Section. Any information owned or developed by Seller, including but not limited to, patents, trademarks, copyrights, know-how and proprietary information, and used for the supply of Goods under this Contract shall remain the sole and exclusive property of Seller. Except as authorized in writing by and on terms acceptable to Seller, Buyer shall have no right to disclose any technical information to any third party or to have any third party make any Goods that use the technical information owned by Seller.

15. MATERIAL PRICE INCREASES

Seller's price quotation shall be subject to pricing of raw materials or other commodities used in the manufacture of Goods as described to Buyer. If any such price shall increase by more than five percent (5%) during the term of the Contract, then the quoted price shall be adjusted on the last day of each month thereafter to reflect the full amount of any such price increase.

16. GOVERNING LAW AND FORUM

The formation and performance of the Contract shall be governed by the Uniform Commercial Code, as adopted in the state of Michigan. Any action for breach of the Contract, including any breach of warranty, must be commenced within one (1) year after the cause of action has accrued. This Contract shall not be subject to or governed by the United Nations Convention on Contracts for the International Sale of Goods. Any legal or equitable actions arising out of or relating to this Contract or any other Contract between the parties, shall be brought only in the United States District Court for the Western District of Michigan, or in the district or circuit

courts of Kent County, Michigan. Seller and Buyer agree that such court shall have *in personam* jurisdiction over them.

17. TAXES

Unless the Contract provides otherwise, sales, use, occupation, excise and other taxes upon the production, sale or use of the Goods are not included in the price and such taxes or any costs in connection therewith, wherever levied and whether imposed before or after payment of invoice, shall be paid by Buyer.

18. MINIMUM PURCHASE REQUIREMENTS

Buyer hereby acknowledges and agrees that the prices set forth in this Contract are contingent upon Buyer's agreement to purchase the total quantities set forth in the Buyer's request for quote/proposal. If Buyer fails to purchase at least ninety percent (90%) of the quantities of Goods contained in its request for quote/proposal, Buyer agrees that the pricing on the Goods delivered to Buyer shall be adjusted retroactively to reflect the impact of lower volume on material pricing, labor efficiencies and other cost and expenses of Seller. Buyer hereby agrees to pay Seller such additional sums within thirty (30) days of the date of Seller's invoice for payment.

19. ASSIGNMENT AND DELEGATION

No right or interest in this Contract shall be delegated or assigned by Buyer without the prior written permission of Seller. Any attempt at assignment or delegation shall be void unless made in conformity with this paragraph. Buyer represents and warrants to Seller that any assignee of Buyer's rights under this Contract shall be in a financial condition and otherwise able to perform all of Buyer's obligations here under. No assignment of this Contract shall relieve Buyer of its liability under this Contract.

20. COMPLIANCE WITH LAW

Buyer shall comply with all applicable laws, regulations and ordinances. Buyer shall maintain in effect all the licenses, permissions, authorizations, consents and permits that it needs to carry out its obligations under the Contract.

21. WAIVER

No waiver by Seller of any of the provisions of the Contract is effective unless explicitly set forth in writing and signed by Seller. No failure to exercise, or delay in exercising, any right, remedy, power or privilege arising from the Contract operates, or may be construed, as a waiver thereof. No single or partial exercise of any right, remedy, power or privilege hereunder precludes any other or further exercise thereof or the exercise of any other right, remedy, power or privilege.

22. FORCE MAJEURE

The Seller shall not be liable or responsible to Buyer, nor be deemed to have defaulted or breached the Contract, for any failure or delay in fulfilling or performing any term of the Contract when and to the extent such failure or delay is caused by or results from acts or circumstances beyond the reasonable control of Seller including, without limitation, acts of God, flood, fire, earthquake, explosion, governmental actions, war, invasion or hostilities (whether war is declared or not), terrorist threats or acts, riot, or other civil unrest, national emergency, revolution, insurrection, epidemic, lockouts, strikes or other labor disputes (whether or not relating to either party's workforce), or restraints or delays affecting carriers or inability or delay in obtaining supplies of adequate or suitable materials, materials or telecommunication breakdown or power outage.

23. RELATIONSHIP OF THE PARTIES

The relationship between the parties is that of independent contractors. Nothing contained in the Contract shall be construed as creating any agency, partnership, joint venture or other form of joint enterprise, employment or fiduciary relationship between the parties, and neither party shall have authority to contract for or bind the other party in any manner whatsoever.

24. NO THIRD-PARTY BENEFICIARIES

The Contract is for the sole benefit of the parties hereto and their respective successors and permitted assigns and nothing herein, express or implied, is intended to or shall confer upon any other person or entity any legal or equitable right, benefit or remedy of any nature whatsoever under or by reason of these Terms.

25. SEVERABILITY

If any term or provision of the Contract is invalid, illegal or unenforceable in any jurisdiction, such invalidity, illegality or unenforceability shall not affect any other term or provision of the Contract or invalidate or render unenforceable such term or provision in any other jurisdiction.

26. SURVIVAL

Provisions of these terms which by their nature should apply beyond their terms will remain in force after any termination or expiration of the Contract.

GRAND RAPIDS CHAIR COMPANY LIMITED WARRANTY

I. DEFINITIONS

Defect: A product defect means an inadequacy in the materials or finish of the product that either existed at the time the product was received or causes a failure of the product to perform under ordinary use.

Workmanship: Workmanship is the degree of skill with which a product is made or a job done. Workmanship includes quality of paint or stain finish, top coat application, upholstery, and quality of weld joints.

Structural Integrity: : The structural integrity is the ability of the product to safely function when in use as it was originally intended.

Wrong Product: If we make an order entry or production error and send you the wrong product, we will replace with the correct item.

II. LIMITED WARRANTIES

Subject to the limitations and conditions set forth below, Grand Rapids Chair Company (Seller) provides the following limited warranties for its products:

INDOOR SEATING

- Steel Seating: 1 year free from finish defects and workmanship failures; 10 years structural integrity in the frame.
- Aluminum Seating: 1 year free from finish defects and workmanship failures; 10 years structural integrity in the frame.
- Wood Seating: 1 year free from finish defects and workmanship failures; 5 years structural integrity in the frame.

INDOOR TABLE BASES

- Steel Table Bases: 1 year free from finish defects and workmanship failures, 10 years structural warranty.
- Cast Iron Table Bases: 1 year free from finish defects and workmanship failures, 10 years structural warranty.
- Wood Table Bases: 1 year free from finish defects and workmanship failures, 10 years structural warranty.

INDOOR TABLE TOPS

- Solid Wood: 1 year free from finish defects and workmanship failures; 10 years structural integrity in the frame.
- Laminate: Subject to the warranty of the laminate supplier, if any, and to the extent assignable.
- Solid Surface: Subject to the warranty of the solid surface supplier, if any, and to the extent assignable.

OUTDOOR TABLE TOPS

- Metal: 1 year free from finish defects and workmanship failures; 3 years structural integrity in the frame.
- Steel may develop small rust spots over time in places where damage has occurred - such as chipping, scratches, or abrasions. Warranty does not cover those parts of the product which are exposed to abrasion during use.
- For aggressive environments with salt or chlorine exposure, regular cleaning every 3 months is recommended.

OUTDOOR TABLE BASES

- 1 year free from finish defects and workmanship failures; 3 years structural integrity in the frame.
- Steel may develop small rust spots over time in places where damage has occurred - such as chipping, scratches, or abrasions. Warranty does not cover those parts of the product which are exposed to abrasion during use.
- For aggressive environments with salt or chlorine exposure, regular cleaning every 3 months is recommended.

OUTDOOR SEATING

- 1 year free from finish defects and workmanship failures; 3 years structural integrity in the frame.
- Steel may develop small rust spots over time in places where damage has occurred - such as chipping, scratches, or abrasions. Warranty does not cover those parts of the product which are exposed to abrasion during use.
- For aggressive environments with salt or chlorine exposure, regular cleaning every 3 months is recommended.

UPHOLSTERY

- Customer's Own Material & Leather and Seller's Graded-in fabrics are subject to the warranty of the supplier, if any, and to the extent assignable.

COMPONENT PARTS & FITTINGS

- The following component parts not manufactured by Seller are covered under a 1 year warranty within normal use scenarios: screws, glides, casters, foot rests, plastic brackets, table hooks, Velcro, grommets, wire management, washers, stacking bumpers, purse shelf, foot rings, table-flip mechanisms, table-fold mechanisms, and table connectors.
- All other component parts not manufactured or supplied by Seller come without warranty.
- By way of example and not in limitation of the foregoing, electrical components are not covered under the Seller's warranty and are subject to the warranty of the electrical components supplier, if any and to the extent assignable.

SPECIALS/CUSTOM PRODUCTS

- If the goods are made according to the Buyer's specifications, Seller does not warrant adequacy of such specifications or that the goods will perform in accordance with such specifications.

III. PROVISIONS APPLICABLE TO ALL SELLER PRODUCTS AND SERVICES

WHAT IS NOT COVERED BY WARRANTY

- I. No warranty is made as to the selection, aesthetics, colorfastness, wear, or aging capability of fabrics, fabric treatments, finishes, or filling materials, including, but not limited to fillers such as foam/poly, cotton, and cardboard. Rusting of cast iron is not covered by warranty.
- II. Wood has a unique and naturally occurring pattern that can vary greatly. Due to the complex structure of wood, small knots, piths, pores, rings, etc. may appear and add decorative appeal. Variation in finish color due to organic variation in wood is not covered and is expected to occur.
- III. Flipping a chair on the top of a table will cause damage to the structural integrity and finish of both products and will accelerate the wear and tear of the table top finish and seat finish. Damage caused by flipping chairs on tables is not covered under the warranty.
- IV. "Stacking" items are susceptible to more wear and tear due to constant stacking; the warranty does not cover seat finish wear due to stacking or scratches/chips in powder coat finish where the legs meet during the stacking process.
- V. Solid wood and laminate table tops must be stored and used in indoor environments with relative humidity in the range of 35% to 50%. Exposure to relative humidity outside this range will cause the product to warp, check, or crack, resulting in loss of warranty coverage.
- VI. Charges for shipping, handling, installation, or disposal of defective units and/or replacement units unless approved in writing by Seller.
- VII. These warranties will not extend to ordinary wear and tear or goods subjected to misuse, abuse, neglect, damage, improper transportation, improper storage, improper cleaning, accident or improper installation or maintenance or which have been altered or repaired by anyone other than Seller or its authorized representative.

GRAND RAPIDS CHAIR COMPANY LIMITED WARRANTY

WHO BENEFITS FROM WARRANTY?

- I. If you purchase a product directly from the Seller or an authorized dealer (i.e. submit a purchase order, receive an acknowledgment for that order and pay the Seller for the goods received according to the terms of the invoice) for your own use, then you are the Buyer, and you will receive benefits of any applicable warranty described in this document. Only original buyers benefit from this warranty; the warranty is non-transferable.

ADDITIONAL INFORMATION

- I. Any warranty will begin on the date of shipment to the Buyer, subject to the conditions and limitations noted in this document.
- II. At the Buyer's request the Seller will attempt to match color during any repair or replacement, as long as a sample "product to match" has been shipped to the Seller at the expense of the Buyer. For various technical reasons related to color degradation in UV light and variations arising from the differences in lighting standards at different locations, the Seller does not guarantee that finishes will match.
- III. In the event a Buyer would like to match a previous order to a new order, the Buyer must send a physical sample to their Account Manager. Due to continual engineering improvements and modifications, we cannot guarantee each good will be an exact match to their previous order. Seller reserves the right to make changes in design and construction or discontinue products without prior notification.
- IV. In the event that a product or component is no longer available for any reasons or we have discontinued a particular material, part, or product, then the Seller will have no liability due to the inability to replace any unavailable part. The Seller's sole responsibility will be to offer an alternative part of reasonably similar performance or in its sole discretion refund the purchase price.
- V. Repairs and replacements do not extend any product warranty. In the event of any authorized repairs, the warranty term remains the order original day of shipment.
- VI. Due to the use of natural materials (wood, steel) and craftsmanship in our products, normal variations may occur from piece to piece. This warranty does not cover such differences, nor are variations from printed or digital images covered.

CLAIMS SUBMISSIONS

To file a warranty claim, email your account manager or customercare@grandrapidschair.com with the following information:

- Sales Order #
- Number of affected units
- Description of product failure
- Picture of damage
- Contact information
- Date damage was discovered

GRAND RAPIDS CHAIR COMPANY LIMITED WARRANTY

LIMITATIONS AND DISCLAIMERS

SELLER MAKES NO OTHER WARRANTIES OR REPRESENTATIONS, EXPRESS OR IMPLIED, BY OPERATION OF LAW OR OTHERWISE, INCLUDING WITHOUT LIMITATION ANY IMPLIED WARRANTY OF MERCHANTABILITY OR FITNESS FOR A PARTICULAR PURPOSE, ALL OF WHICH ARE HEREBY SPECIFICALLY DISCLAIMED. In particular, but without limiting the generality of the foregoing exclusion, (i) if the goods are made according to buyer's specifications, Seller does not warrant adequacy of such specifications or that the goods will perform in accordance with such specifications, (ii) if any goods furnished hereunder are made by any supplier other than Seller, Seller does not provide any warranty with respect to such goods, (iii) Seller does not warrant that the goods are in compliance with laws of any country, and (iv) if the goods are modules or assemblies, Seller does not warrant design, design performance, durability or system integration of the modules, assemblies or any components thereof. Limited warranty based on 12 hours, 360 day use. Seller's sole obligation under the foregoing warranties will be limited to either, at Seller's option, replacing or repairing defective goods or refunding the purchase price paid for such goods previously paid by Buyer, and Buyer's exclusive remedy for breach of any of such warranties will be enforcement of such obligation of Seller. These warranties will not extend to ordinary wear and tear or goods subjected to misuse, abuse, neglect, damage, improper transportation, improper storage, improper cleaning, accident or improper installation or maintenance or which have been altered or repaired by anyone other than Seller or its authorized representative. Seller shall not be liable on any claim for defective goods, which is not made within thirty (30) days after discovery of defect. The warranty is valid from the date of shipment to the original buyer and is non-transferable. Repair or replacement of goods will not extend the time of the original warranty. Misuse of goods includes without limitation (i) outdoor use of any goods intended for indoor use; and (ii) use of products in unsuitable environments or conditions. Where a product model is covered by a specific warranty for such model, the specific warranty shall govern and any more general warranty which might otherwise apply to the product type shall not apply. For all warranties, notwithstanding anything else in this warranty to the contrary: depending on the product's specific warranty, after the third or seventh anniversary of the date of shipment of the goods, Seller's sole obligation under the foregoing warranties will be limited to either, at Seller's option, replacing or repairing defective goods with Buyer responsible for the percentage of Seller's expense for such repair or replacement set forth below, or refunding the percentage set forth below of the purchase price paid for such goods previously paid by Buyer, and Buyer's exclusive remedy for breach of any of such warranties will be enforcement of such obligation of Seller.

Time frame	Percentage of purchase price credited to Buyer	
	5 Year Warranty Product	10 Year Warranty Product
On or after 3rd anniversary but prior to 4th anniversary	50%	100%
On or after 4th anniversary but prior to 5th anniversary	25%	100%
On or after 7th anniversary but prior to 8th anniversary	-	75%
On or after 8th anniversary but prior to 9th anniversary	-	50%
On or after 9th anniversary but prior to 10th anniversary	-	25%

GRAND RAPIDS CHAIR COMPANY LIMITED WARRANTY

REMEDIES AND LIMITATION OF LIABILITY

In the event Buyer claims Seller has breached any of its obligations under the contract, whether of warranty or otherwise, Seller may request the return of the goods and tender to Buyer the purchase price previously paid by Buyer, and in such event, Seller shall have no further obligation under the contract except to refund such purchase price upon redelivery of the goods. No goods may be returned without Seller's written request. If Seller requests the return of the goods, the goods will be returned by Buyer unless otherwise authorized in writing by Seller. Seller reserves the right to inspect any claimed defect, repair defective goods or install replacement parts, and perform any adjustment incident to satisfactory operation of the goods. In the event Buyer claims Seller has breached any of its obligations under the contract, whether of warranty or otherwise, and Seller has not delivered any goods to Buyer, Seller may tender to Buyer the purchase price previously paid by Buyer, and, in such event, Seller shall have no further obligation under the contract except to refund such purchase price previously paid by Buyer. The remedies contained in this and the preceding paragraph shall constitute the sole recourse of Buyer against Seller for breach of any of Seller's obligations under the contract, whether of warranty or otherwise. In no event shall Seller be liable for loss of time, inconvenience, commercial loss, incidental, consequential or special damages, including without limitation, lost revenues, profits or recall expenses, nor shall Seller's liability on any claim for damages arising out of or connected with the contract or the manufacture, sale, delivery or use of the goods exceed the purchase price of the goods previously paid by Buyer to Seller. Any warranty rights which Seller may have relating to any goods provided by other suppliers will be assigned to Buyer upon request. Seller shall not be liable for failure to perform its obligations under the contract resulting directly or indirectly from circumstances beyond Seller's reasonable control.

Effective Date: October 14, 2022

GRAPIDS 29983-1 528311v4

Model	Description	Page
105	Ladder Back Chair	77
105BS	Ladder Back Barstool	77
130-11	Sherman Chair	108
130BS-11	Sherman Barstool	108
130CH-11	Sherman Counter Stool	108
1400	Ava Chair Height Stool	47
1400BS-FR	Ava Bar Height Barstool	47
1400CH-FR	Ava Counter Height Stool	47
1401BS-FR	Ava Bar Height Barstool	47
1401	Ava Chair Height Stool	47
1401CH	Ava Counter Height Stool	47
1402	Ava Chair Height Stool	47
1402BS-FR	Ava Bar Height Barstool	47
1402CH-FR	Ava Counter Height Stool	47
1500	Mia Chair Height Barstool	89
1500BS-FR	Mia Bar Height Barstool	89
1500CH-FR	Mia Counter Height Barstool	89
1501	Mia Chair Height Barstool	89
1501BS-FR	Mia Bar Height Barstool	89
1501CH-FR	Mia Counter Height Barstool	89
1502	Mia Chair Height Barstool	89
1502BS-FR	Mia Bar Height Barstool	89
1502CH-FR	Mia Counter Height Barstool	89
190-33	Rita Lounge	98
191-33	Rita Lounge with HDPE arm caps	98
192-00	Rita lounge 10" Side Table Attachment	98
193-33	Rita Lounge with 10" HDPE side table attachment	98
196-33	Rita Loveseat	98
197-33	Rita LOVESEAT WITH HDPE ARM CAPS	98
225-10	Sally Core-Drilled Chair Height Stool	105
225BS-10	Sally Core-Drilled Barstool	105
225CH-10	Sally Core-Drilled Counter Height Stool	105
226-10	Sally Bolt Down Chair Height Stool	104
2261BS-10	Sally Bolt Down Barstool	104
2261CH-10	Sally Bolt Down Counter Height Stool	104
227-10	Sally Freestanding Chair Height Stool	106
2271BS-10	Sally Freestanding Barstool	106
2271CH-30	Sally Freestanding Counter Height Stool	106
250-11	Brady Chair	53
250BS-11	Brady Barstool	53
250CH-11	Brady Counter Stool	53
270BS	Harper Bar Height Stool — X-Base	67
270CH	Harper Counter Height Stool — X-Base	66
270	Harper Chair — X-Base	66
271	Harper Chair — 4-Leg	67
271BS	Harper Bar Height Stool — 4-Leg	68
271CH	Harper Counter Height Stool — 4-Leg	68
272	Harper Chair — Stacker	69
273	Harper Lounge Chair	69
280	Reece Chair	95
280BS	Reece Bar Height Stool	96
280CH	Reece Counter Height Stool	95
3001	Atlantis Chair Fixed Seating — Counter Height	114
3001	Siren Chair Fixed Seating — Counter Height	118
3002	Atlantis Chair Fixed Seating — Bar Height	115
3002	Siren Chair Fixed Seating — Bar Height	119
3003	Atlantis Chair Fixed Seating — Counter Height	114
3003	Siren Chair Fixed Seating — Counter Height	118
3004	Atlantis Chair Fixed Seating — Bar Height	115

SEATING INDEX

Model	Description	Page
330	Hurdle Stool	73
330BS	Hurdle Barstool	73
330CH	Hurdle Counter Stool	73
331	Half Hurdle Chair	73
331BS	Half Hurdle Barstool	73
331CH	Half Hurdle Counter Stool	73
332-10	Full Hurdle Chair	63
332BS-10	Full Hurdle Barstool	63
332CH-10	Full Hurdle Counter Stool	63
334	Hurdle Outdoor Stool	75
334BS	Hurdle Outdoor Barstool	75
334CH	Hurdle Outdoor Counter Stool	75
335	Half Hurdle Outdoor Chair	75
335BS	Half Hurdle Outdoor Barstool	75
335CH	Half Hurdle Outdoor Counter Stool	75
360BS-10	Sir Burly Barstool	110
360CH-10	Sir Burly Counter Stool	110
385-33	Alfred Chair	45
385BS-33	Alfred Barstool	45
385CH-33	Alfred Counter Stool	45
4001	Atlantis Chair Fixed Seating — Counter Height	114
4001	Siren Chair Fixed Seating — Counter Height	118
4002	Atlantis Chair Fixed Seating — Bar Height	115
4002	Siren Chair Fixed Seating — Bar Height	119
4003	Atlantis Chair Fixed Seating — Counter Height	114
4003	Siren Chair Fixed Seating — Bar Height	119
4003	Siren Chair Fixed Seating — Counter Height	118
4004	Atlantis Chair Fixed Seating — Bar Height	115
4004	Siren Chair Fixed Seating — Bar Height	119
501	Melissa Anne Chair	85
501BS	Melissa Anne Barstool	85
501CS-3000	Melissa Anne Chair Chair Height Fixed Seating	85
501CS-3001	Melissa Anne Chair Counter Height Fixed Seating	85
501CS-3002	Melissa Anne Chair Bar Height Fixed Seating	85
501CS-4000	Melissa Anne Chair Chair Height Fixed Seating	85
501CS-4001	Melissa Anne Chair Counter Height Fixed Seating	85
501CS-4002	Melissa Anne Chair Bar Height Fixed Seating	85
504	Melissa Anne Chair	87
504BS	Melissa Anne Barstool	87
571	Mama Melissa Chair	81
571BS	Mama Melissa Barstool	81
574	Mama Melissa Chair	83
574BS	Mama Melissa Barstool	83
6105BS	Ladder Back Swivel Barstool	77
6250BS-10	Brady Backless Barstool	53
6250CH-10	Brady Backless Counter Stool	53
6501BS	Melissa Anne Swivel Barstool	85
6504BS	Melissa Anne Swivel Barstool	87
725	Leo Chair	79
728-33	Ferdinand Chair	61
728BS-11	Ferdinand Barstool	61
728CH-11	Ferdinand Counter Stool	61
750	Atlantis Chair	113
750BS	Atlantis Barstool	113
750CS-3000	Atlantis Chair Fixed Seating — Chair Height	114
750CS-4000	Atlantis Chair Fixed Seating — Chair Height	114
827-11	Sadie II Chair	100
827BS-11	Sadie II Barstool	100
827CH-11	Sadie II Counter Stool	100

Model	Description	Page
828-66	Sadie II Outdoor Chair	102
828BS-66	Sadie II Outdoor Barstool	102
828CH-66	Sadie II Outdoor Counter Stool	102
840BS	Opla Barstool	91
840CH	Opla Counter Height Barstool	91
841	Removable Opla Seat Pad	92
842	Anti-Theft Opla Seat Pad	92
843	Opla Chair	91
843A	Opla Armchair	91
845-66	Hula Chair	71
845BS-66	Hula Barstool	71
845CH-66	Hula Counter Stool	71
850	Siren Chair	117
850BS	Siren Barstool	117
850CS-3000	Siren Chair Fixed Seating — Chair Height	118
850CS-4000	Siren Chair Fixed Seating — Chair Height	118
990	Felix Wood Chair	56
990BS	Felix Wood Barstool	56
991	Felix Laminate Chair	56
991BS	Felix Laminate Barstool	56
992	Felix Jr. Chair	59
992BS	Felix Jr. Barstool	59
993	Felix Jr. Chair	59
993BS	Felix Jr. Barstool	59
B014-UPH	No. 14 Chair	22
B014-VEN	No. 14 Chair	22
B018BS-UPH	No. 18 Barstool	23
B018BS-VEN	No. 18 Barstool	22
B018-UPH	No. 18 Chair	22
B018-VEN	No. 18 Chair	22
B030A-UPH	No. 30 Armchair	23
B030A-VEN	No. 30 Armchair	23
B033A-UPH-BK	No. 33 Armchair	23
B073BS-UPH	No. 73 Barstool	24
B073BS-VEN	No. 73 Barstool	23
B763-UPH	No. 763 Chair	24
BBN-16-41-RTR-18	Bowen Indoor Bench	49
BWB-16-41-RTR-18	Bowen Outdoor Bench	51
DYL-B	Dylan 22" Bench	29
DYL-B	Dylan 48" Bench	29
DYL-B	Dylan 54" Bench	29
DYL-B	Dylan 66" Bench	30
DYL-B	Dylan 78" Bench	30
DYL-B	Dylan 90" Bench	30
W2625	Andy Lounge	17
W2625A	Andy Lounge With Arms	17
W400AC	Merano Armchair	36
W400BS	Merano Barstool — 30" Barstool	36
W400CH	Merano Barstool — 24" Counter Height	36
W400SC	Merano Chair	36
W437	Leaf Chair	34
W437BS	Leaf Barstool	34
W437CH	Leaf Counter Stool	34
W504	Wood Melissa Chair	40
W504-V12	Wood Melissa Chair	40
W504-V15	Wood Melissa Chair	40
W504-V16	Wood Melissa Chair	40
W504-V21	Wood Melissa Chair	40
W504-V22	Wood Melissa Chair	40

SEATING INDEX

Model	Description	Page
W504-V25	Wood Melissa Chair	40
W504-V26	Wood Melissa Chair	40
W504A	Wood Melissa Armchair	41
W504A-V12	Wood Melissa Armchair	41
W504A-V15	Wood Melissa Armchair	41
W504A-V16	Wood Melissa Armchair	41
W504A-V21	Wood Melissa Armchair	41
W504A-V22	Wood Melissa Armchair	41
W504A-V25	Wood Melissa Armchair	41
W504A-V26	Wood Melissa Armchair	41
W504BS	Wood Melissa Barstool	42
W504BS-V12	Wood Melissa Barstool	42
W504BS-V15	Wood Melissa Barstool	42
W504BS-V16	Wood Melissa Barstool	42
W504BS-V21	Wood Melissa Barstool	42
W504BS-V22	Wood Melissa Barstool	42
W504BS-V25	Wood Melissa Barstool	42
W504BS-V26	Wood Melissa Barstool	42
W515	Hugh Chair	32
W520BS-11	Brooke Barstool	27
W520CH-11	Brooke Counter Height Stool	26
W522-11	Brooke Chair	26
W530	Wood Chair	38
W530BS	Wood Barstool	38
W530CH	Wood Counter Stool	38
W540-21	Wood Chair	19
W540BS-22	Wood Barstool	19
W540CH-22	Wood Counter Stool	19
W541	Wood Lounge	20
WN504	Wood Melissa Nesting Chair	40

Model	Description	Page
7000	24"-36" Cantilever Table Mount	179
7005	36"-54" Cantilever Table Mount	179
7010	14"-20" Cantilever Table Mount	179
ADR-30-60-RT-30	30" High, Solid Wood Andrea Communal Table	182
ADR-30-60-RT-36	36" High, Solid Wood Andrea Communal Table	182
ADR-30-60-RT-42	42" High, Solid Wood Andrea Communal Table	182
ADR-30-72-RT-30	30" High, Solid Wood Andrea Communal Table	182
ADR-30-72-RT-36	36" High, Solid Wood Andrea Communal Table	182
ADR-30-72-RT-42	42" High, Solid Wood Andrea Communal Table	182
ADR-30-84-RT-30	30" High, Solid Wood Andrea Communal Table	182
ADR-30-84-RT-36	36" High, Solid Wood Andrea Communal Table	182
ADR-30-84-RT-42	42" High, Solid Wood Andrea Communal Table	182
ADR-30-94-RT-30	30" High, Solid Wood Andrea Communal Table	182
ADR-30-94-RT-36	36" High, Solid Wood Andrea Communal Table	182
ADR-30-94-RT-42	42" High, Solid Wood Andrea Communal Table	182
ADR-36-60-RT-30	30" High, Solid Wood Andrea Communal Table	182
ADR-36-60-RT-36	36" High, Solid Wood Andrea Communal Table	182
ADR-36-60-RT-42	42" High, Solid Wood Andrea Communal Table	182
ADR-36-72-RT-30	30" High, Solid Wood Andrea Communal Table	182
ADR-36-72-RT-36	36" High, Solid Wood Andrea Communal Table	182
ADR-36-72-RT-42	42" High, Solid Wood Andrea Communal Table	182
ADR-36-84-RT-30	30" High, Solid Wood Andrea Communal Table	182
ADR-36-84-RT-36	36" High, Solid Wood Andrea Communal Table	182
ADR-36-84-RT-42	42" High, Solid Wood Andrea Communal Table	182
ADR-36-94-RT-30	30" High, Solid Wood Andrea Communal Table	182
ADR-36-94-RT-36	36" High, Solid Wood Andrea Communal Table	182
ADR-36-94-RT-42	42" High, Solid Wood Andrea Communal Table	182
AND-36-36-SQ-30	30" High, Andy Square Communal Table	184
AND-36-60-RT-30	30" High, Andy Rectangular Communal Table	184
AND-36-60-RT-36	36" High, Andy Rectangular Communal Table	184
AND-36-60-RT-42	42" High, Andy Rectangular Communal Table	184
AND-36-72-RT-30	30" High, Andy Rectangular Communal Table	184
AND-36-72-RT-36	36" High, Andy Rectangular Communal Table	184
AND-36-72-RT-42	42" High, Andy Rectangular Communal Table	184
AND-36-84-RT-30	30" High, Andy Rectangular Communal Table	184
AND-36-84-RT-36	36" High, Andy Rectangular Communal Table	184
AND-36-84-RT-42	42" High, Andy Rectangular Communal Table	184
AND-36-96-RT-30	30" High, Andy Rectangular Communal Table	184
AND-36-96-RT-36	36" High, Andy Rectangular Communal Table	184
AND-36-96-RT-42	42" High, Andy Rectangular Communal Table	184
AND-42-42-SQ-30	30" High, Andy Square Communal Table	184
AND-42-60-RT-30	30" High, Andy Rectangular Communal Table	184
AND-42-60-RT-36	36" High, Andy Rectangular Communal Table	184
AND-42-60-RT-42	42" High, Andy Rectangular Communal Table	184
AND-42-72-RT-30	30" High, Andy Rectangular Communal Table	184
AND-42-72-RT-36	36" High, Andy Rectangular Communal Table	184
AND-42-72-RT-42	42" High, Andy Rectangular Communal Table	184
AND-42-84-RT-30	30" High, Andy Rectangular Communal Table	184
AND-42-84-RT-36	36" High, Andy Rectangular Communal Table	184
AND-42-84-RT-42	42" High, Andy Rectangular Communal Table	184
AND-42-96-RT-30	30" High, Andy Rectangular Communal Table	184
AND-42-96-RT-36	36" High, Andy Rectangular Communal Table	184
AND-42-96-RT-42	42" High, Andy Rectangular Communal Table	184
AND-48-48-SQ-30	30" High, Andy Square Communal Table	184
AND-54-54-SQ-30	30" High, Andy Square Communal Table	184
BCN-36-59-RTR-30	30" High, Bowen Communal Table	186
BCN-36-59-RTR-36	36" High, Bowen Communal Table	186
BCN-36-59-RTR-42	42" High, Bowen Communal Table	186
BCN-36-71-RTR-30	30" High, Bowen Communal Table	186

TABLES INDEX

Model	Description	Page
BCN-36-71-RTR-36	36" High, Bowen Communal Table	186
BCN-36-71-RTR-42	42" High, Bowen Communal Table	186
BCN-36-82-RTR-30	30" High, Bowen Communal Table	186
BCN-36-82-RTR-36	36" High, Bowen Communal Table	186
BCN-36-82-RTR-42	42" High, Bowen Communal Table	186
BD4100-30	30" High, Bolt-Down Table Base	174
BD4100-36	36" High, Bolt-Down Table Base	174
BD4100-36-FR	36" High, Bolt-Down Table Base With Foot Ring	174
BD4100-42	42" High, Bolt-Down Table Base	174
BD4100-42-FR	42" High, Bolt-Down Table Base With Foot Ring	174
BRC-24-48-RT-30	30" High, Solid Wood Brady Communal Table	190
BRC-24-60-RT-30	30" High, Solid Wood Brady Communal Table	190
BRC-24-72-RT-30	30" High, Solid Wood Brady Communal Table	190
BRC-24-84-RT-30	30" High, Solid Wood Brady Communal Table	190
BRC-24-94-RT-30	30" High, Solid Wood Brady Communal Table	190
BRC-30-60-RT-30	30" High, Solid Wood Brady Communal Table	190
BRC-30-60-RT-36	36" High, Solid Wood Brady Communal Table	190
BRC-30-60-RT-42	42" High, Solid Wood Brady Communal Table	190
BRC-30-72-RT-30	30" High, Solid Wood Brady Communal Table	190
BRC-30-72-RT-36	36" High, Solid Wood Brady Communal Table	190
BRC-30-72-RT-42	42" High, Solid Wood Brady Communal Table	190
BRC-30-84-RT-30	30" High, Solid Wood Brady Communal Table	190
BRC-30-84-RT-36	36" High, Solid Wood Brady Communal Table	190
BRC-30-84-RT-42	42" High, Solid Wood Brady Communal Table	190
BRC-30-94-RT-30	30" High, Solid Wood Brady Communal Table	190
BRC-30-94-RT-36	36" High, Solid Wood Brady Communal Table	190
BRC-30-94-RT-42	42" High, Solid Wood Brady Communal Table	190
BRC-36-60-RT-30	30" High, Solid Wood Brady Communal Table	190
BRC-36-60-RT-36	36" High, Solid Wood Brady Communal Table	190
BRC-36-60-RT-42	42" High, Solid Wood Brady Communal Table	190
BRC-36-72-RT-30	30" High, Solid Wood Brady Communal Table	190
BRC-36-72-RT-36	36" High, Solid Wood Brady Communal Table	190
BRC-36-72-RT-42	42" High, Solid Wood Brady Communal Table	190
BRC-36-84-RT-30	30" High, Solid Wood Brady Communal Table	190
BRC-36-84-RT-36	36" High, Solid Wood Brady Communal Table	190
BRC-36-84-RT-42	42" High, Solid Wood Brady Communal Table	190
BRC-36-94-RT-30	30" High, Solid Wood Brady Communal Table	190
BRC-36-94-RT-36	36" High, Solid Wood Brady Communal Table	190
BRC-36-94-RT-42	42" High, Solid Wood Brady Communal Table	190
BRP-24-24-SQ-30	30" High, Square Brady Table	145
BRP-24-24-SQ-36	36" High, Square Brady Table	145
BRP-24-24-SQ-42	42" High, Square Brady Table	145
BRP-24-30-RT-30	30" High, Rectangular Brady Table	146
BRP-24-36-RT-30	30" High, Rectangular Brady Table	146
BRP-30-30-RD-30	30" High, Round Brady Table	144
BRP-30-30-RD-36	36" High, Round Brady Table	144
BRP-30-30-RD-42	42" High, Round Brady Table	144
BRP-30-30-SQ-30	30" High, Square Brady Table	145
BRP-30-30-SQ-36	36" High, Square Brady Table	145
BRP-30-30-SQ-42	42" High, Square Brady Table	145
BRP-30-36-RT-30	30" High, Rectangular Brady Table	146
BRP-36-36-RD-30	30" High, Round Brady Table	144
BRP-36-36-RD-36	36" High, Round Brady Table	144
BRP-36-36-RD-42	42" High, Round Brady Table	144
BRP-36-36-SQ-30	30" High, Square Brady Table	145
BRP-36-36-SQ-36	36" High, Square Brady Table	145
BRP-36-36-SQ-42	42" High, Square Brady Table	145
BWC-36-59-RT-30	30" High, Bowen Communal Table	188
BWC-36-59-RT-36	36" High, Bowen Communal Table	188

Model	Description	Page
BWC-36-59-RT-42	42" High, Bowen Communal Table	188
BWC-36-71-RT-30	30" High, Bowen Communal Table	188
BWC-36-71-RT-36	36" High, Bowen Communal Table	188
BWC-36-71-RT-42	42" High, Bowen Communal Table	188
BWC-36-82-RT-30	30" High, Bowen Communal Table	188
BWC-36-82-RT-36	36" High, Bowen Communal Table	188
BWC-36-82-RT-42	42" High, Bowen Communal Table	188
BWP-24-24-SQ-30	30" High, Bowen Table with round column	142
BWP-24-24-SQ-36	36" High, Bowen Table with round column	142
BWP-24-24-SQ-42	42" High, Bowen Table with round column	142
BWP-24-29-RT-30	30" High, Bowen Table with round column	142
BWP-24-29-RT-36	36" High, Bowen Table with round column	142
BWP-24-29-RT-42	42" High, Bowen Table with round column	142
BWP-24-35-RT-30	30" High, Bowen Table with round column	142
BWP-24-35-RT-36	30" High, Bowen Table with round column	142
BWP-24-35-RT-42	42" High, Bowen Table with round column	142
BWP-30-29-SQ-30	30" High, Bowen Table with round column	142
BWP-30-29-SQ-36	30" High, Bowen Table with round column	142
BWP-30-29-SQ-42	42" High, Bowen Table with round column	142
BWP-30-35-RT-30	30" High, Bowen Table with round column	142
BWP-30-35-RT-36	30" High, Bowen Table with round column	142
BWP-30-35-RT-42	42" High, Bowen Table with round column	142
BWP-36-35-SQ-30	30" High, Bowen Table with round column	142
BWP-36-35-SQ-36	30" High, Bowen Table with round column	142
BWP-36-35-SQ-42	42" High, Bowen Table with round column	142
CA-24-24-RD-30	30" High, Round Cassandra Table	148
CA-24-24-RD-36	36" High, Round Cassandra Table	148
CA-24-24-RD-36-FR	36" High, Round Cassandra Table With Foot Ring	148
CA-24-24-RD-42	42" High, Round Cassandra Table	148
CA-24-24-RD-42-FR	42" High, Round Cassandra Table With Foot Ring	149
CA-24-24-SQ-30	30" High, Square Cassandra Table	150
CA-24-24-SQ-36	36" High, Square Cassandra Table	150
CA-24-24-SQ-36-FR	36" High, Square Cassandra Table With Foot Ring	150
CA-24-24-SQ-42	42" High, Square Cassandra Table	150
CA-24-24-SQ-42-FR	42" High, Square Cassandra Table With Foot Ring	150
CA-24-30-RT-30	30" High, Rectangular Cassandra Table	151
CA-24-30-RT-36	36" High, Rectangular Cassandra Table	151
CA-24-30-RT-36-FR	36" High, Rectangular Cassandra Table With Foot Ring	151
CA-24-30-RT-42	42" High, Rectangular Cassandra Table	151
CA-24-30-RT-42-FR	42" High, Rectangular Cassandra Table With Foot Ring	151
CA-24-36-RT-30	30" High, Rectangular Cassandra Table	151
CA-24-36-RT-36	36" High, Rectangular Cassandra Table	151
CA-24-36-RT-36-FR	36" High, Rectangular Cassandra Table With Foot Ring	151
CA-24-36-RT-42	42" High, Rectangular Cassandra Table	151
CA-24-36-RT-42-FR	42" High, Rectangular Cassandra Table With Foot Ring	151
CA-24-42-RT-30	30" High, Rectangular Cassandra Table	151
CA-24-42-RT-36	36" High, Rectangular Cassandra Table	151
CA-24-42-RT-36-FR	36" High, Rectangular Cassandra Table With Foot Ring	151
CA-24-42-RT-42	42" High, Rectangular Cassandra Table	151
CA-24-42-RT-42-FR	42" High, Rectangular Cassandra Table With Foot Ring	151
CA-24-48-RT-30	30" High, Rectangular Cassandra Table With Four Columns	151
CA-24-48-RT-36	36" High, Rectangular Cassandra Table With Four Columns	151
CA-24-48-RT-42	42" High, Rectangular Cassandra Table With Four Columns	151
CA-24-60-RT-30	30" High, Rectangular Cassandra Table With T-Legs	152
CA-24-72-RT-30	30" High, Rectangular Cassandra Table With T-Legs	152
CA-30-30-RD-30	30" High, Round Cassandra Table	148
CA-30-30-RD-36	36" High, Round Cassandra Table	148
CA-30-30-RD-36-FR	36" High, Round Cassandra Table With Foot Ring	148
CA-30-30-RD-42	42" High, Round Cassandra Table	148

TABLES INDEX

Model	Description	Page
CA-30-30-SQ-30	30" High, Square Cassandra Table	150
CA-30-30-SQ-36	36" High, Square Cassandra Table	150
CA-30-30-SQ-36-FR	36" High, Square Cassandra Table With Foot Ring	150
CA-30-30-SQ-42	42" High, Square Cassandra Table	150
CA-30-30-SQ-42-FR	42" High, Square Cassandra Table With Foot Ring	150
CA-30-48-RT-30	30" High, Rectangular Cassandra Table With T-Legs	152
CA-30-60-RT-30	30" High, Rectangular Cassandra Table With T-Legs	152
CA-30-72-RT-30	30" High, Rectangular Cassandra Table With T-Legs	152
CA-36-36-RD-30	30" High, Round Cassandra Table	148
CA-36-36-RD-36	36" High, Round Cassandra Table	148
CA-36-36-RD-36-FR	36" High, Round Cassandra Table With Foot Ring	148
CA-36-36-RD-42	42" High, Round Cassandra Table	148
CA-36-36-SQ-30	30" High, Square Cassandra Table	150
CA-36-36-SQ-36	36" High, Square Cassandra Table	150
CA-36-36-SQ-36-FR	36" High, Square Cassandra Table With Foot Ring	150
CA-36-36-SQ-42	42" High, Square Cassandra Table	150
CA-36-36-SQ-42-FR	42" High, Square Cassandra Table With Foot Ring	150
CA-36-42-RT-30	30" High, Rectangular Cassandra Table With Four Columns	151
CA-36-42-RT-36	36" High, Rectangular Cassandra Table With Four Columns	151
CA-36-42-RT-42	42" High, Rectangular Cassandra Table With Four Columns	151
CA-36-48-RT-30	30" High, Rectangular Cassandra Table With Four Columns	152
CA-36-60-RT-30	30" High, Rectangular Cassandra Table With Double T-Legs	152
CA-36-72-RT-30	30" High, Rectangular Cassandra Table With Double T-Legs	152
CA-42-42-RD-30	30" High, Round Cassandra Table With Four Columns	149
CA-42-42-RD-36	36" High, Round Cassandra Table With Four Columns	149
CA-42-42-RD-42	42" High, Round Cassandra Table With Four Columns	149
CA-42-42-RD-42-FR	42" High, Round Cassandra Table With Foot Ring	149
CA-42-42-SQ-30	30" High, Square Cassandra Table With Four Columns	150
CA-42-48-RT-30	30" High, Rectangular Cassandra Table With Four Columns	152
CA-42-60-RT-30	30" High, Rectangular Cassandra Table With Double T-Legs	152
CA-48-48-RD-30	30" High, Round Cassandra Table With Four Columns	149
CA-48-48-SQ-30	30" High, Square Cassandra Table With Four Columns	150
CA-54-54-RD-30	30" High, Round Cassandra Table With Four Columns	149
CA-60-60-RD-30	30" High, Round Cassandra Table With Four Columns	149
CA-72-72-RD-30	30" High, Round Cassandra Table With Four Columns	149
CD3100-30	30" High, Core Drilled Table Base	173
CD3100-36	36" High, Core Drilled Table Base	173
CD3100-36-FR	36" High, Core Drilled Table Base With Foot Ring	173
CD3100-42	42" High, Core Drilled Table Base	173
CD3100-42-FR	42" High, Core Drilled Table Base With Foot Ring	173
DYL-T-LAM-246030	30" High, Laminate Dylan Communal Table	195
DYL-T-LAM-246036	36" High, Laminate Dylan Communal Table	195
DYL-T-LAM-246042	42" High, Laminate Dylan Communal Table	196
DYL-T-LAM-247230	30" High, Laminate Dylan Communal Table	195
DYL-T-LAM-247236	36" High, Laminate Dylan Communal Table	195
DYL-T-LAM-247242	42" High, Laminate Dylan Communal Table	196
DYL-T-LAM-248430	30" High, Laminate Dylan Communal Table	195
DYL-T-LAM-248436	36" High, Laminate Dylan Communal Table	195
DYL-T-LAM-248442	42" High, Laminate Dylan Communal Table	196
DYL-T-LAM-249430	30" High, Laminate Dylan Communal Table	195
DYL-T-LAM-249436	36" High, Laminate Dylan Communal Table	195
DYL-T-LAM-249442	42" High, Laminate Dylan Communal Table	196
DYL-T-LAM-306030	30" High, Laminate Dylan Communal Table	195
DYL-T-LAM-306036	36" High, Laminate Dylan Communal Table	195
DYL-T-LAM-306042	42" High, Laminate Dylan Communal Table	196
DYL-T-LAM-307230	30" High, Laminate Dylan Communal Table	195
DYL-T-LAM-307236	36" High, Laminate Dylan Communal Table	195
DYL-T-LAM-307242	42" High, Laminate Dylan Communal Table	196
DYL-T-LAM-308430	30" High, Laminate Dylan Communal Table	195

Model	Description	Page
DYL-T-LAM-308436	36" High, Laminate Dylan Communal Table	195
DYL-T-LAM-308442	42" High, Laminate Dylan Communal Table	196
DYL-T-LAM-309430	30" High, Laminate Dylan Communal Table	195
DYL-T-LAM-309436	36" High, Laminate Dylan Communal Table	195
DYL-T-LAM-309442	42" High, Laminate Dylan Communal Table	196
DYL-T-LAM-366030	30" High, Laminate Dylan Communal Table	195
DYL-T-LAM-366036	36" High, Laminate Dylan Communal Table	195
DYL-T-LAM-366042	42" High, Laminate Dylan Communal Table	196
DYL-T-LAM-367230	30" High, Laminate Dylan Communal Table	195
DYL-T-LAM-367236	36" High, Laminate Dylan Communal Table	195
DYL-T-LAM-367242	42" High, Laminate Dylan Communal Table	196
DYL-T-LAM-368430	30" High, Laminate Dylan Communal Table	195
DYL-T-LAM-368436	36" High, Laminate Dylan Communal Table	195
DYL-T-LAM-368442	42" High, Laminate Dylan Communal Table	196
DYL-T-LAM-369430	30" High, Laminate Dylan Communal Table	195
DYL-T-LAM-369436	36" High, Laminate Dylan Communal Table	195
DYL-T-LAM-369442	42" High, Laminate Dylan Communal Table	196
DYL-T-SW-246030	30" High, Solid Wood Dylan Communal Table	193
DYL-T-SW-246036	36" High, Solid Wood Dylan Communal Table	193
DYL-T-SW-246042	42" High, Solid Wood Dylan Communal Table	194
DYL-T-SW-247230	30" High, Solid Wood Dylan Communal Table	193
DYL-T-SW-247236	36" High, Solid Wood Dylan Communal Table	193
DYL-T-SW-247242	42" High, Solid Wood Dylan Communal Table	194
DYL-T-SW-248430	30" High, Solid Wood Dylan Communal Table	193
DYL-T-SW-248436	36" High, Solid Wood Dylan Communal Table	193
DYL-T-SW-248442	42" High, Solid Wood Dylan Communal Table	194
DYL-T-SW-249430	30" High, Solid Wood Dylan Communal Table	193
DYL-T-SW-249436	36" High, Solid Wood Dylan Communal Table	193
DYL-T-SW-249442	42" High, Solid Wood Dylan Communal Table	194
DYL-T-SW-306030	30" High, Solid Wood Dylan Communal Table	193
DYL-T-SW-306036	36" High, Solid Wood Dylan Communal Table	193
DYL-T-SW-306042	42" High, Solid Wood Dylan Communal Table	194
DYL-T-SW-307230	30" High, Solid Wood Dylan Communal Table	193
DYL-T-SW-307236	36" High, Solid Wood Dylan Communal Table	193
DYL-T-SW-307242	42" High, Solid Wood Dylan Communal Table	194
DYL-T-SW-308430	30" High, Solid Wood Dylan Communal Table	193
DYL-T-SW-308436	36" High, Solid Wood Dylan Communal Table	193
DYL-T-SW-308442	42" High, Solid Wood Dylan Communal Table	194
DYL-T-SW-309430	30" High, Solid Wood Dylan Communal Table	193
DYL-T-SW-309436	36" High, Solid Wood Dylan Communal Table	193
DYL-T-SW-309442	42" High, Solid Wood Dylan Communal Table	194
DYL-T-SW-366030	30" High, Solid Wood Dylan Communal Table	193
DYL-T-SW-366036	36" High, Solid Wood Dylan Communal Table	193
DYL-T-SW-366042	42" High, Solid Wood Dylan Communal Table	194
DYL-T-SW-367230	30" High, Solid Wood Dylan Communal Table	193
DYL-T-SW-367236	36" High, Solid Wood Dylan Communal Table	193
DYL-T-SW-367242	42" High, Solid Wood Dylan Communal Table	194
DYL-T-SW-368430	30" High, Solid Wood Dylan Communal Table	193
DYL-T-SW-368436	36" High, Solid Wood Dylan Communal Table	193
DYL-T-SW-368442	42" High, Solid Wood Dylan Communal Table	194
DYL-T-SW-369430	30" High, Solid Wood Dylan Communal Table	193
DYL-T-SW-369436	36" High, Solid Wood Dylan Communal Table	193
DYL-T-SW-369442	42" High, Solid Wood Dylan Communal Table	194
FNK-30-72-RT-30	30" High, Frankie Communal Table - Rectangular Top	198
FNK-30-72-RT-36	36" High, Frankie Communal Table - Rectangular Top	200
FNK-30-72-RT-42	42" High, Frankie Communal Table - Rectangular Top	200
FNK-30-72-RTK-36	36" High, Frankie Communal Table - Racetrack Top	201
FNK-30-72-RTK-42	42" High, Frankie Communal Table - Racetrack Top	201
FNK-30-72-RTR-30	30" High, Frankie Communal Table - 5" Radius Rectangular Top	198

TABLES INDEX

Model	Description	Page
FNK-30-72-RTR-36	36" High, Frankie Communal Table - Radius Rectangular Top	200
FNK-30-72-RTR-42	42" High, Frankie Communal Table - Radius Rectangular Top	200
FNK-30-84-RT-30	30" High, Frankie Communal Table - Rectangular Top	198
FNK-30-84-RT-36	36" High, Frankie Communal Table - Rectangular Top	200
FNK-30-84-RT-42	42" High, Frankie Communal Table - Rectangular Top	200
FNK-30-84-RTK-36	36" High, Frankie Communal Table - Racetrack Top	201
FNK-30-84-RTK-42	42" High, Frankie Communal Table - Racetrack Top	201
FNK-30-84-RTR-30	30" High, Frankie Communal Table - 5" Radius Rectangular Top	198
FNK-30-84-RTR-36	36" High, Frankie Communal Table - Radius Rectangular Top	200
FNK-30-84-RTR-42	42" High, Frankie Communal Table - Radius Rectangular Top	200
FNK-30-94-RT-30	30" High, Frankie Communal Table - Rectangular Top	198
FNK-30-94-RT-36	36" High, Frankie Communal Table - Rectangular Top	200
FNK-30-94-RT-42	42" High, Frankie Communal Table - Rectangular Top	200
FNK-30-94-RTK-36	36" High, Frankie Communal Table - Racetrack Top	201
FNK-30-94-RTK-42	42" High, Frankie Communal Table - Racetrack Top	201
FNK-30-94-RTR-30	30" High, Frankie Communal Table - 5" Radius Rectangular Top	198
FNK-30-94-RTR-36	30" High, Frankie Communal Table - Radius Rectangular Top	200
FNK-30-94-RTR-42	30" High, Frankie Communal Table - Radius Rectangular Top	200
FNK-36-72-RT-30	30" High, Frankie Communal Table - Rectangular Top	198
FNK-36-72-RT-36	36" High, Frankie Communal Table - Rectangular Top	200
FNK-36-72-RT-42	42" High, Frankie Communal Table - Rectangular Top	200
FNK-36-72-RTK-36	36" High, Frankie Communal Table - Racetrack Top	201
FNK-36-72-RTK-42	42" High, Frankie Communal Table - Racetrack Top	201
FNK-36-72-RTR-30	30" High, Frankie Communal Table - 5" Radius Rectangular Top	198
FNK-36-72-RTR-36	36" High, Frankie Communal Table - Radius Rectangular Top	200
FNK-36-72-RTR-42	42" High, Frankie Communal Table - Radius Rectangular Top	200
FNK-36-84-RT-30	30" High, Frankie Communal Table - Rectangular Top	198
FNK-36-84-RT-36	36" High, Frankie Communal Table - Rectangular Top	200
FNK-36-84-RT-42	42" High, Frankie Communal Table - Rectangular Top	200
FNK-36-84-RTK-36	36" High, Frankie Communal Table - Racetrack Top	201
FNK-36-84-RTK-42	42" High, Frankie Communal Table - Racetrack Top	201
FNK-36-84-RTR-30	30" High, Frankie Communal Table - 5" Radius Rectangular Top	198
FNK-36-84-RTR-36	36" High, Frankie Communal Table - Radius Rectangular Top	200
FNK-36-84-RTR-42	42" High, Frankie Communal Table - Radius Rectangular Top	200
FNK-36-94-RT-30	30" High, Frankie Communal Table - Rectangular Top	198
FNK-36-94-RT-36	36" High, Frankie Communal Table - Rectangular Top	200
FNK-36-94-RT-42	42" High, Frankie Communal Table - Rectangular Top	200
FNK-36-94-RTK-36	36" High, Frankie Communal Table - Racetrack Top	201
FNK-36-94-RTK-42	42" High, Frankie Communal Table - Racetrack Top	201
FNK-36-94-RTR-30	30" High, Frankie Communal Table - 5" Radius Rectangular Top	198
FNK-36-94-RTR-36	36" High, Frankie Communal Table - Radius Rectangular Top	200
FNK-36-94-RTR-42	42" High, Frankie Communal Table - Radius Rectangular Top	200
JE-24-24-RD-30	30" High, Round Jerome Table	154
JE-24-24-RD-36	36" High, Round Jerome Table	154
JE-24-24-RD-36-FR	36" High, Round Jerome Table With Foot Ring	154
JE-24-24-RD-42	42" High, Round Jerome Table	154
JE-24-24-RD-42-FR	42" High, Round Jerome Table With Foot Ring	155
JE-24-24-SQ-30	30" High, Square Jerome Table	156
JE-24-24-SQ-36	36" High, Square Jerome Table	156
JE-24-24-SQ-36-FR	36" High, Square Jerome Table With Foot Ring	156
JE-24-24-SQ-42	42" High, Square Jerome Table	156
JE-24-24-SQ-42-FR	42" High, Square Jerome Table With Foot Ring	156
JE-24-30-RT-30	30" High, Rectangular Jerome Table	157
JE-24-30-RT-36	36" High, Rectangular Jerome Table	157
JE-24-30-RT-36-FR	36" High, Rectangular Jerome Table With Foot Ring	157
JE-24-30-RT-42	42" High, Rectangular Jerome Table	157
JE-24-30-RT-42-FR	42" High, Rectangular Jerome Table With Foot Ring	157
JE-24-36-RT-30	30" High, Rectangular Jerome Table	157
JE-24-36-RT-36	36" High, Rectangular Jerome Table	157

Model	Description	Page
JE-24-36-RT-36-FR	36" High, Rectangular Jerome Table With Foot Ring	157
JE-24-36-RT-42	42" High, Rectangular Jerome Table	157
JE-24-36-RT-42-FR	42" High, Rectangular Jerome Table With Foot Ring	157
JE-24-42-RT-30	30" High, Rectangular Jerome Table With T-Legs	158
JE-24-42-RT-36	36" High, Rectangular Jerome Table With T-Legs	158
JE-24-42-RT-42	42" High, Rectangular Jerome Table With T-Legs	158
JE-24-48-RT-30	30" High, Rectangular Jerome Table With T-Legs	158
JE-24-48-RT-36	36" High, Rectangular Jerome Table With T-Legs	158
JE-24-48-RT-42	42" High, Rectangular Jerome Table With T-Legs	158
JE-24-60-RT-30	30" High, Rectangular Jerome Table With T-Legs	158
JE-24-72-RT-30	30" High, Rectangular Jerome Table With T-Legs	158
JE-30-30-RD-30	30" High, Round Jerome Table	154
JE-30-30-RD-36	36" High, Round Jerome Table	154
JE-30-30-RD-36-FR	36" High, Round Jerome Table With Foot Ring	154
JE-30-30-RD-42	42" High, Round Jerome Table	154
JE-30-30-RD-42-FR	42" High, Round Jerome Table With Foot Ring	155
JE-30-30-SQ-30	30" High, Square Jerome Table	156
JE-30-30-SQ-36	36" High, Square Jerome Table	156
JE-30-30-SQ-36-FR	36" High, Square Jerome Table With Foot Ring	156
JE-30-30-SQ-42	42" High, Square Jerome Table	156
JE-30-30-SQ-42-FR	42" High, Square Jerome Table With Foot Ring	156
JE-30-60-RT-30	30" High, Rectangular Jerome Table With T-Legs	158
JE-30-72-RT-30	30" High, Rectangular Jerome Table With T-Legs	158
JE-36-36-RD-30	30" High, Round Jerome Table	154
JE-36-36-RD-36	36" High, Round Jerome Table	154
JE-36-36-RD-36-FR	36" High, Round Jerome Table With Foot Ring	154
JE-36-36-RD-42	42" High, Round Jerome Table	154
JE-36-36-RD-42-FR	42" High, Round Jerome Table With Foot Ring	155
JE-36-36-SQ-30	30" High, Square Jerome Table	156
JE-36-36-SQ-36	36" High, Square Jerome Table	156
JE-36-36-SQ-36-FR	36" High, Square Jerome Table With Foot Ring	156
JE-36-36-SQ-42	42" High, Square Jerome Table	156
JE-36-36-SQ-42-FR	42" High, Square Jerome Table With Foot Ring	156
JE-36-42-RT-30	30" High, Rectangular Jerome Table With Double T-Legs	159
JE-36-42-RT-36	36" High, Rectangular Jerome Table With Double T-Legs	159
JE-36-42-RT-42	42" High, Rectangular Jerome Table With Double T-Legs	159
JE-36-60-RT-30	30" High, Rectangular Jerome Table With Double T-Legs	159
JE-36-72-RT-30	30" High, Rectangular Jerome Table With Double T-Legs	159
JE-42-42-RD-30	30" High, Round Jerome Table With Four Columns	155
JE-42-42-RD-36	36" High, Round Jerome Table With Four Columns	155
JE-42-42-RD-42	42" High, Round Jerome Table With Four Columns	155
JE-42-42-SQ-30	30" High, Square Jerome Table With Four Columns	156
JE-42-48-RT-30	30" High, Rectangular Jerome Table With Double T-Legs	159
JE-42-60-RT-30	30" High, Rectangular Jerome Table With Double T-Legs	159
JE-48-48-RD-30	30" High, Round Jerome Table With Four Columns	155
JE-48-48-SQ-30	30" High, Square Jerome Table With Four Columns	156
JE-54-54-RD-30	30" High, Round Jerome Table With Four Columns	155
JE-60-60-RD-30	30" High, Round Jerome Table With Four Columns	155
JE-72-72-RD-30	30" High, Round Jerome Table With Four Columns	155
LEW-430	18" High, Round Lewis Occasional Table	204
LEW-540	18" High, Round Lewis Occasional Table	204
LOU16	20" High, Louie End Table	206
LOU34	16" High, Louie Coffee Table	206
ONE-14-21-RTR-26	26" High, Onesima Personal Laptop Table	210
ONE-24-24-RD-30	30" High, Round Onesima Table	161
ONE-24-24-RD-36	36" High, Round Onesima Table	161
ONE-24-24-RD-42	42" High, Round Onesima Table	161
ONE-24-24-SSQ-30	30" High, Soft Square Onesima Table	162
ONE-24-24-SSQ-36	36" High, Soft Square Onesima Table	162

TABLES INDEX

Model	Description	Page
ONE-24-24-SSQ-42	42" High, Soft Square Onesima Table	162
ONE-24-24-SQR-30	30" High, Square Onesima Table	163
ONE-24-24-SQR-36	36" High, Square Onesima Table	163
ONE-24-24-SQR-42	42" High, Square Onesima Table	163
ONE-24-30-D-30	30" High, Rectangular Onesima Table — D-Shape	164
ONE-24-30-RTR-30	30" High, Rectangular Onesima Table	164
ONE-24-30-RTR-36	36" High, Rectangular Onesima Table	164
ONE-24-30-RTR-42	42" High, Rectangular Onesima Table	164
ONE-24-36-D-30	30" High, Rectangular Onesima Table — D-Shape	164
ONE-24-36-RTR-30	30" High, Rectangular Onesima Table	164
ONE-24-36-RTR-36	36" High, Rectangular Onesima Table	164
ONE-24-36-RTR-42	42" High, Rectangular Onesima Table	164
ONE-30-30-RD-18	18" High, Onesima Coffee Table	208
ONE-30-30-RD-30	30" High, Round Onesima Table	161
ONE-30-30-RD-36	36" High, Round Onesima Table	161
ONE-30-30-RD-42	42" High, Round Onesima Table	161
ONE-30-30-SSQ-30	30" High, Soft Square Onesima Table	162
ONE-30-30-SSQ-36	36" High, Soft Square Onesima Table	162
ONE-30-30-SSQ-42	42" High, Soft Square Onesima Table	162
ONE-30-30-SQR-30	30" High, Square Onesima Table	163
ONE-30-30-SQR-36	36" High, Square Onesima Table	163
ONE-30-30-SQR-42	42" High, Square Onesima Table	163
ONE-30-36-D-30	30" High, Rectangular Onesima Table — D-Shape	164
ONE-30-36-RTR-30	30" High, Rectangular Onesima Table	164
ONE-30-36-RTR-36	36" High, Rectangular Onesima Table	164
ONE-30-36-RTR-42	42" High, Rectangular Onesima Table	164
ONE-30-60-SRT-30	30" High, Rectangular Onesima Table	164
ONE-30-60-SRT-36	36" High, Rectangular Onesima Table with Two Bases	164
ONE-30-60-SRT-42	42" High, Rectangular Onesima Table with Two Bases	164
ONE-36-36-RD-18	18" High, Rectangular Onesima Table	208
ONE-36-36-RD-30	30" High, Round Onesima Table	161
ONE-36-36-RD-36	36" High, Round Onesima Table	161
ONE-36-36-RD-42	42" High, Round Onesima Table	161
ONE-36-36-SSQ-30	30" High, Soft Square Onesima Table	162
ONE-36-36-SSQ-36	36" High, Soft Square Onesima Table	162
ONE-36-36-SSQ-42	42" High, Soft Square Onesima Table	162
ONE-36-36-SQR-30	30" High, Square Onesima Table	163
ONE-36-36-SQR-36	36" High, Square Onesima Table	163
ONE-36-36-SQR-42	42" High, Square Onesima Table	163
ONE-36-72-SRT-30	30" High, Rectangular Onesima Table with Two Bases	164
ONE-36-72-SRT-36	36" High, Rectangular Onesima Table with Two Bases	164
ONE-36-72-SRT-42	42" High, Rectangular Onesima Table with Two Bases	164
ONE-42-42-RD-30	30" High, Round Onesima Table	161
ONE-42-42-RD-36	36" High, Round Onesima Table	161
ONE-42-42-RD-42	42" High, Round Onesima Table	161
ONE-42-42-SSQ-30	30" High, Soft Square Onesima Table	162
ONE-42-42-SSQ-36	36" High, Soft Square Onesima Table	162
ONE-42-42-SSQ-42	42" High, Soft Square Onesima Table	162
ONE-42-42-SQR-30	30" High, Square Onesima Table	163
ONE-42-42-SQR-36	36" High, Square Onesima Table	163
ONE-42-42-SQR-42	42" High, Square Onesima Table	163
ONE-48-48-RD-30	30" High, Round Onesima Table	161
ONE-48-48-RD-36	36" High, Round Onesima Table	161
ONE-48-48-RD-42	42" High, Round Onesima Table	161
ONE-60-60-RD-30	30" High, Round Onesima Table	161
OP30R	Round Opla Outdoor Table	176
OP30S	Square Opla Outdoor Table	176
OR-24-24-RD-30	30" High, Round Orbit Table	128
OR-24-24-RD-36	36" High, Round Orbit Table	128

Model	Description	Page
OR-24-24-RD-36-FR	36" High, Round Orbit Table With Foot Ring	128
OR-24-24-RD-42	42" High, Round Orbit Table	128
OR-24-24-RD-42-FR	42" High, Round Orbit Table With Foot Ring	128
OR-24-24-SQ-30	30" High, Square Orbit Table	129
OR-24-24-SQ-36	36" High, Square Orbit Table	129
OR-24-24-SQ-36-FR	36" High, Square Orbit Table With Foot Ring	129
OR-24-24-SQ-42	42" High, Square Orbit Table	129
OR-24-24-SQ-42-FR	42" High, Square Orbit Table With Foot Ring	129
OR-24-30-RT-30	30" High, Rectangular Orbit Table	130
OR-24-30-RT-36	36" High, Rectangular Orbit Table	130
OR-24-30-RT-36-FR	36" High, Rectangular Orbit Table With Foot Ring	130
OR-24-30-RT-42	42" High, Rectangular Orbit Table	130
OR-24-30-RT-42-FR	42" High, Rectangular Orbit Table With Foot Ring	130
OR-24-36-RT-30	30" High, Rectangular Orbit Table	130
OR-24-36-RT-36	36" High, Rectangular Orbit Table	130
OR-24-36-RT-36-FR	36" High, Rectangular Orbit Table With Foot Ring	130
OR-24-36-RT-42	42" High, Rectangular Orbit Table	130
OR-24-36-RT-42-FR	42" High, Rectangular Orbit Table With Foot Ring	130
OR-24-42-RT-30	30" High, Rectangular Orbit Table	131
OR-24-42-RT-36	36" High, Rectangular Orbit Table	131
OR-24-42-RT-42	42" High, Rectangular Orbit Table	132
OR-24-48-RT-30	30" High, Rectangular Orbit Table With Two Bases	131
OR-24-48-RT-36	36" High, Rectangular Orbit Table With Two Bases	131
OR-24-48-RT-42	42" High, Rectangular Orbit Table With Two Bases	132
OR-24-60-RT-30	30" High, Rectangular Orbit Table With Two Bases	131
OR-24-60-RT-36	36" High, Rectangular Orbit Table With Two Bases	131
OR-24-60-RT-36-FR	36" High, Rectangular Orbit Table With Two Bases and Foot Ring	131
OR-24-60-RT-42	42" High, Rectangular Orbit Table With Two Bases	132
OR-24-60-RT-42-FR	42" High, Rectangular Orbit Table With Two Bases and Foot Ring	132
OR-24-72-RT-30	30" High, Rectangular Orbit Table With Two Bases	131
OR-24-72-RT-36	36" High, Rectangular Orbit Table With Two Bases	131
OR-24-72-RT-36-FR	36" High, Rectangular Orbit Table With Two Bases and Foot Ring	131
OR-24-72-RT-42	42" High, Rectangular Orbit Table With Two Bases	132
OR-24-72-RT-42-FR	42" High, Rectangular Orbit Table With Two Bases and Foot Ring	132
OR-30-30-RD-30	30" High, Round Orbit Table	128
OR-30-30-RD-36	36" High, Round Orbit Table	128
OR-30-30-RD-36-FR	36" High, Round Orbit Table With Foot Ring	128
OR-30-30-RD-42	42" High, Round Orbit Table	128
OR-30-30-RD-42-FR	42" High, Round Orbit Table With Foot Ring	128
OR-30-30-SQ-30	30" High, Square Orbit Table	129
OR-30-30-SQ-36	36" High, Square Orbit Table	129
OR-30-30-SQ-36-FR	36" High, Square Orbit Table With Foot Ring	129
OR-30-30-SQ-42	42" High, Square Orbit Table	129
OR-30-30-SQ-42-FR	42" High, Square Orbit Table With Foot Ring	129
OR-30-36-RT-30	30" High, Rectangular Orbit Table With Two Bases	130
OR-30-36-RT-36	36" High, Rectangular Orbit Table With Two Bases	130
OR-30-36-RT-42	42" High, Rectangular Orbit Table With Two Bases	130
OR-30-42-RT-30	30" High, Rectangular Orbit Table With Two Bases	131
OR-30-42-RT-36	36" High, Rectangular Orbit Table With Two Bases	131
OR-30-42-RT-42	42" High, Rectangular Orbit Table With Two Bases	132
OR-30-48-RT-30	30" High, Rectangular Orbit Table With Two Bases	131
OR-30-48-RT-36	36" High, Rectangular Orbit Table With Two Bases	131
OR-30-48-RT-42	42" High, Rectangular Orbit Table With Two Bases	132
OR-30-60-RT-30	30" High, Rectangular Orbit Table With Two Bases	131
OR-30-60-RT-36	36" High, Rectangular Orbit Table With Two Bases	131
OR-30-60-RT-36-FR	36" High, Rectangular Orbit Table With Two Bases and Foot Ring	131
OR-30-60-RT-42	42" High, Rectangular Orbit Table With Two Bases	132
OR-30-60-RT-42-FR	42" High, Rectangular Orbit Table With Two Bases and Foot Ring	132
OR-30-72-RT-30	30" High, Rectangular Orbit Table With Two Bases	131

TABLES INDEX

Model	Description	Page
OR-30-72-RT-36	36" High, Rectangular Orbit Table With Two Bases	131
OR-30-72-RT-36-FR	36" High, Rectangular Orbit Table With Two Bases and Foot Ring	131
OR-30-72-RT-42	42" High, Rectangular Orbit Table With Two Bases	132
OR-30-72-RT-42-FR	42" High, Rectangular Orbit Table With Two Bases and Foot Ring	132
OR-36-36-RD-30	30" High, Round Orbit Table	128
OR-36-36-RD-36	36" High, Round Orbit Table	128
OR-36-36-RD-36-FR	36" High, Round Orbit Table With Foot Ring	128
OR-36-36-RD-42	42" High, Round Orbit Table	128
OR-36-36-RD-42-FR	42" High, Round Orbit Table With Foot Ring	128
OR-36-36-SQ-30	30" High, Square Orbit Table	129
OR-36-36-SQ-36	36" High, Square Orbit Table	129
OR-36-36-SQ-36-FR	36" High, Square Orbit Table With Foot Ring	129
OR-36-36-SQ-42	42" High, Square Orbit Table	129
OR-36-36-SQ-42-FR	42" High, Square Orbit Table With Foot Ring	129
OR-36-60-RT-30	30" High, Rectangular Orbit Table With Two Bases	131
OR-36-60-RT-36	36" High, Rectangular Orbit Table With Two Bases and Foot Ring	131
OR-36-60-RT-42	42" High, Rectangular Orbit Table With Two Bases	132
OR-36-60-RT-42-FR	42" High, Rectangular Orbit Table With Two Bases and Foot Ring	132
OR-36-72-RT-30	30" High, Rectangular Orbit Table With Two Bases	131
OR-36-72-RT-36	36" High, Rectangular Orbit Table With Two Bases	131
OR-36-72-RT-36-FR	36" High, Rectangular Orbit Table With Two Bases and Foot Ring	131
OR-36-72-RT-42	42" High, Rectangular Orbit Table With Two Bases	132
OR-36-72-RT-42-FR	42" High, Rectangular Orbit Table With Two Bases and Foot Ring	132
OR-42-42-RD-30	30" High, Round Orbit Table	128
OR-42-42-RD-36	36" High, Round Orbit Table	128
OR-42-42-RD-36-FR	36" High, Round Orbit Table With Foot Ring	128
OR-42-42-RD-42	42" High, Round Orbit Table	128
OR-42-42-RD-42-FR	42" High, Round Orbit Table With Foot Ring	128
OR-42-42-SQ-30	30" High, Square Orbit Table	129
OR-42-42-SQ-36	36" High, Square Orbit Table	129
OR-42-42-SQ-36-FR	36" High, Square Orbit Table With Foot Ring	129
OR-42-42-SQ-42	42" High, Square Orbit Table	129
OR-42-42-SQ-42-FR	42" High, Square Orbit Table With Foot Ring	129
OR-48-48-RD-30	30" High, Round Orbit Table	128
OR-48-48-RD-36	36" High, Round Orbit Table	128
OR-48-48-RD-36-FR	36" High, Round Orbit Table With Foot Ring	128
OR-48-48-RD-42	42" High, Round Orbit Table	128
OR-48-48-RD-42-FR	42" High, Round Orbit Table With Foot Ring	128
RAM-24-24-RD-30	30" High, Round Rambo Table	166
RAM-24-24-RD-36	36" High, Round Rambo Table	166
RAM-24-24-RD-36-FR	36" High, Round Rambo Table With Foot Ring	166
RAM-24-24-RD-42	42" High, Round Rambo Table	166
RAM-24-24-RD-42-FR	42" High, Round Rambo Table With Foot Ring	166
RAM-24-24-SQ-30	30" High, Square Rambo Table	167
RAM-24-24-SQ-36	36" High, Square Rambo Table	167
RAM-24-24-SQ-36-FR	36" High, Square Rambo Table With Foot Ring	167
RAM-24-24-SQ-42	42" High, Square Rambo Table	167
RAM-24-24-SQ-42-FR	42" High, Square Rambo Table With Foot Ring	167
RAM-24-30-RT-30	30" High, Rectangular Rambo Table	168
RAM-24-30-RT-36	36" High, Rectangular Rambo Table	168
RAM-24-30-RT-36-FR	36" High, Rectangular Rambo Table With Foot Ring	168
RAM-24-30-RT-42	42" High, Rectangular Rambo Table	168
RAM-24-30-RT-42-FR	42" High, Rectangular Rambo Table With Foot Ring	168
RAM-24-36-RT-30	30" High, Rectangular Rambo Table	168
RAM-24-36-RT-36	36" High, Rectangular Rambo Table	168
RAM-24-36-RT-36-FR	36" High, Rectangular Rambo Table With Foot Ring	168
RAM-24-36-RT-42	42" High, Rectangular Rambo Table	168
RAM-24-36-RT-42-FR	42" High, Rectangular Rambo Table With Foot Ring	168

Model	Description	Page
RAM-30-30-RD-30	30" High, Round Rambo Table	166
RAM-30-30-RD-36	36" High, Round Rambo Table	166
RAM-30-30-RD-36-FR	36" High, Round Rambo Table With Foot Ring	166
RAM-30-30-RD-42	42" High, Round Rambo Table	166
RAM-30-30-RD-42-FR	42" High, Round Rambo Table With Foot Ring	166
RAM-30-30-SQ-30	30" High, Square Rambo Table	167
RAM-30-30-SQ-36	36" High, Square Rambo Table	167
RAM-30-30-SQ-36-FR	36" High, Square Rambo Table With Foot Ring	167
RAM-30-30-SQ-42	42" High, Square Rambo Table	167
RAM-30-30-SQ-42-FR	42" High, Square Rambo Table With Foot Ring	167
RAM-30-36-RT-30	30" High, Rectangular Rambo Table	168
RAM-30-36-RT-36	36" High, Rectangular Rambo Table	168
RAM-30-36-RT-36-FR	36" High, Rectangular Rambo Table With Foot Ring	168
RAM-30-36-RT-42	42" High, Rectangular Rambo Table	168
RAM-30-36-RT-42-FR	42" High, Rectangular Rambo Table With Foot Ring	168
RAM-30-42-RT-30	30" High, Rectangular Rambo Table	169
RAM-30-42-RT-36	36" High, Rectangular Rambo Table	169
RAM-30-42-RT-42	42" High, Rectangular Rambo Table	169
RAM-30-60-RT-30	30" High, Rectangular Rambo Table Two Square Bases	170
RAM-30-60-RT-36	36" High, Rectangular Rambo Table Two Square Bases	170
RAM-30-60-RT-36-FR	36" High, Rectangular Rambo Table Two Square Bases With Foot Ring	170
RAM-30-60-RT-42	42" High, Rectangular Rambo Table Two Square Bases	170
RAM-30-60-RT-42-FR	42" High, Rectangular Rambo Table Two Bases With Foot Ring	170
RAM-30-72-RT-30	30" High, Rectangular Rambo Table Two Square Bases	170
RAM-30-72-RT-36	36" High, Rectangular Rambo Table Two Square Bases	170
RAM-30-72-RT-36-FR	36" High, Rectangular Rambo Table Two Square Bases With Foot Ring	170
RAM-30-72-RT-42	42" High, Rectangular Rambo Table Two Square Bases	170
RAM-30-72-RT-42-FR	42" High, Rectangular Rambo Table Two Bases With Foot Ring	170
RAM-36-36-RD-30	30" High, Round Rambo Table	166
RAM-36-36-RD-36	36" High, Round Rambo Table	166
RAM-36-36-RD-36-FR	36" High, Round Rambo Table With Foot Ring	166
RAM-36-36-RD-42	42" High, Round Rambo Table	166
RAM-36-36-RD-42-FR	42" High, Round Rambo Table With Foot Ring	166
RAM-36-36-SQ-30	30" High, Square Rambo Table	167
RAM-36-36-SQ-36	36" High, Square Rambo Table	167
RAM-36-36-SQ-36-FR	36" High, Square Rambo Table With Foot Ring	167
RAM-36-36-SQ-42	42" High, Square Rambo Table	167
RAM-36-36-SQ-42-FR	42" High, Square Rambo Table With Foot Ring	167
RAM-36-42-RT-30	30" High, Rectangular Rambo Table	169
RAM-36-42-RT-36	36" High, Rectangular Rambo Table	169
RAM-36-42-RT-42	42" High, Rectangular Rambo Table	169
RAM-36-48-RT-30	30" High, Rectangular Rambo Table	169
RAM-36-48-RT-36	36" High, Rectangular Rambo Table	169
RAM-36-48-RT-42	42" High, Rectangular Rambo Table	169
RAM-36-60-RT-30	30" High, Rectangular Rambo Table Two Square Bases	170
RAM-36-60-RT-36	36" High, Rectangular Rambo Table Two Square Bases	170
RAM-36-60-RT-36-FR	36" High, Rectangular Rambo Table Two Square Bases With Foot Ring	170
RAM-36-60-RT-42	42" High, Rectangular Rambo Table Two Square Bases	170
RAM-36-60-RT-42-FR	42" High, Rectangular Rambo Table Two Bases With Foot Ring	170
RAM-36-72-RT-30	30" High, Rectangular Rambo Table Two Square Bases	170
RAM-36-72-RT-36	36" High, Rectangular Rambo Table Two Square Bases	170
RAM-36-72-RT-36-FR	36" High, Rectangular Rambo Table Two Square Bases With Foot Ring	170
RAM-36-72-RT-42	42" High, Rectangular Rambo Table Two Square Bases	170
RAM-36-72-RT-42-FR	42" High, Rectangular Rambo Table Two Bases With Foot Ring	170
ROY-22-22-RT-18	18" High, Square Roy Occasional Table	212
ROY-24-48-SQ-15	15" High, Rectangular Roy Occasional Table	212
ROY-36-36-SQ-15	15" High, Square Roy Occasional Table	212
SP-24-24-RD-30	30" High, Round Spartan Table	134
SP-24-24-RD-36	36" High, Round Spartan Table	134

TABLES INDEX

Model	Description	Page
SP-24-24-RD-36-FR	36" High, Round Spartan Table With Foot Ring	134
SP-24-24-RD-42	42" High, Round Spartan Table	134
SP-24-24-RD-42-FR	42" High, Round Spartan Table With Foot Ring	134
SP-24-24-SQ-30	30" High, Square Spartan Table	135
SP-24-24-SQ-36	36" High, Square Spartan Table	135
SP-24-24-SQ-36-FR	36" High, Square Spartan Table With Foot Ring	135
SP-24-24-SQ-42	42" High, Square Spartan Table	135
SP-24-24-SQ-42-FR	42" High, Square Spartan Table With Foot Ring	135
SP-24-30-RT-30	30" High, Rectangular Spartan Table	136
SP-24-30-RT-36	36" High, Rectangular Spartan Table	136
SP-24-30-RT-36-FR	36" High, Rectangular Spartan Table With Foot Ring	136
SP-24-30-RT-42	42" High, Rectangular Spartan Table	136
SP-24-30-RT-42-FR	42" High, Rectangular Spartan Table With Foot Ring	136
SP-24-36-RT-30	30" High, Rectangular Spartan Table	136
SP-24-36-RT-36	36" High, Rectangular Spartan Table	136
SP-24-36-RT-36-FR	36" High, Rectangular Spartan Table With Foot Ring	136
SP-24-36-RT-42	42" High, Rectangular Spartan Table	136
SP-24-36-RT-42-FR	42" High, Rectangular Spartan Table With Foot Ring	136
SP-24-42-RT-30	30" High, Rectangular Spartan Table	136
SP-24-42-RT-36	36" High, Rectangular Spartan Table	136
SP-24-42-RT-36-FR	36" High, Rectangular Spartan Table With Foot Ring	136
SP-24-42-RT-42	42" High, Rectangular Spartan Table	136
SP-24-42-RT-42-FR	42" High, Rectangular Spartan Table With Foot Ring	136
SP-24-48-RT-30	30" High, Rectangular Spartan Table With T-Bases	137
SP-24-48-RT-36	36" High, Rectangular Spartan Table With T-Bases	137
SP-24-48-RT-42	42" High, Rectangular Spartan Table With T-Bases	137
SP-24-60-RT-30	30" High, Rectangular Spartan Table With T-Bases	137
SP-24-60-RT-36	36" High, Rectangular Spartan Table With T-Bases	137
SP-24-60-RT-42	42" High, Rectangular Spartan Table With T-Bases	137
SP-24-72-RT-30	30" High, Rectangular Spartan Table With T-Bases	137
SP-24-72-RT-36	36" High, Rectangular Spartan Table With T-Bases	137
SP-24-72-RT-42	42" High, Rectangular Spartan Table With T-Bases	137
SP-30-30-RD-30	30" High, Round Spartan Table	134
SP-30-30-RD-36	36" High, Round Spartan Table	134
SP-30-30-RD-36-FR	36" High, Round Spartan Table With Foot Ring	134
SP-30-30-RD-42	42" High, Round Spartan Table	134
SP-30-30-RD-42-FR	42" High, Round Spartan Table With Foot Ring	134
SP-30-30-SQ-30	30" High, Square Spartan Table	135
SP-30-30-SQ-36	36" High, Square Spartan Table	135
SP-30-30-SQ-36-FR	36" High, Square Spartan Table With Foot Ring	135
SP-30-30-SQ-42	42" High, Square Spartan Table	135
SP-30-30-SQ-42-FR	42" High, Square Spartan Table With Foot Ring	135
SP-30-36-RT-30	30" High, Rectangular Spartan Table	136
SP-30-36-RT-36	36" High, Rectangular Spartan Table	136
SP-30-36-RT-36-FR	36" High, Rectangular Spartan Table With Foot Ring	136
SP-30-36-RT-42	42" High, Rectangular Spartan Table	136
SP-30-36-RT-42-FR	42" High, Rectangular Spartan Table With Foot Ring	136
SP-30-42-SQRD-30	30" High, Square-to-Round Spartan Table	139
SP-30-48-RT-30	30" High, Rectangular Spartan Table With T-Bases	137
SP-30-48-RT-36	36" High, Rectangular Spartan Table With T-Bases	137
SP-30-48-RT-42	42" High, Rectangular Spartan Table With T-Bases	137
SP-30-60-RT-30	30" High, Rectangular Spartan Table With T-Bases	137
SP-30-60-RT-36	36" High, Rectangular Spartan Table With T-Bases	137
SP-30-60-RT-42	42" High, Rectangular Spartan Table With T-Bases	137
SP-30-72-RT-30	30" High, Rectangular Spartan Table With T-Bases	137
SP-30-72-RT-36	36" High, Rectangular Spartan Table With T-Bases	137
SP-30-72-RT-42	42" High, Rectangular Spartan Table With T-Bases	137
SP-36-36-RD-30	30" High, Round Spartan Table	134
SP-36-36-RD-36	36" High, Round Spartan Table	134

<u>Model</u>	<u>Description</u>	<u>Page</u>
SP-36-36-RD-36-FR	36" High, Round Spartan Table With Foot Ring	134
SP-36-36-RD-42	42" High, Round Spartan Table	134
SP-36-36-RD-42-FR	42" High, Round Spartan Table With Foot Ring	134
SP-36-36-SQ-30	30" High, Square Spartan Table	135
SP-36-36-SQ-36	36" High, Square Spartan Table	135
SP-36-36-SQ-36-FR	36" High, Square Spartan Table With Foot Ring	135
SP-36-36-SQ-42-FR	42" High, Square Spartan Table With Foot Ring	135
SP-36-36-SQ-42	42" High, Square Spartan Table	135
SP-36-51-SQRD-30	30" High, Square-to-Round Spartan Table	139
SP-36-60-RT-30	30" High, Rectangular Spartan Table With Two X-Bases	138
SP-36-60-RT-36	36" High, Rectangular Spartan Table With Two X-Bases	138
SP-36-60-RT-36-FR	36" High, Rectangular Spartan Table With Two X-Bases With Foot Rings	138
SP-36-60-RT-42	42" High, Rectangular Spartan Table With Two X-Bases	138
SP-36-60-RT-42-FR	42" High, Rectangular Spartan Table With Two X-Bases With Foot Rings	138
SP-36-72-RT-30	30" High, Rectangular Spartan Table With Two X-Bases	138
SP-36-72-RT-36	36" High, Rectangular Spartan Table With Two X-Bases	138
SP-36-72-RT-36-FR	36" High, Rectangular Spartan Table With Two X-Bases With Foot Rings	138
SP-36-72-RT-42	42" High, Rectangular Spartan Table With Two X-Bases	138
SP-36-72-RT-42-FR	42" High, Rectangular Spartan Table With Two X-Bases With Foot Rings	138
SP-42-42-RD-30	30" High, Round Spartan Table With T-Bases	134
SP-42-42-SQ-30	30" High, Square Spartan Table With T-Bases	135

GRAND RAPIDS CHAIR CO

MAIN LOCATION
1250 84th Street SW
Grand Rapids, Michigan 49315

CONTACT US:
CUSTOMERCARE@GRANDRAPIDSCHAIR.COM

T 616 774 0561
GRANDRAPIDSCHAIR.COM