

BOWEN INDOOR COMMUNAL TABLE COLLECTION



About the Collection

Designed for Indoor use, the Bowen Table features power coated steel base with a solid wood or laminate table top. Choose between dining (30"), 36" (counter), or 42" (bar) height.

Standard Features

- Rectangular top with 2.5" radius corners in solid wood or laminate with exposed ply edges
- Steel base in your choice of metal finish
- Counter and bar height models include powder coated steel foot rest
- Plastic adjustable glides


Required to Order

1. Model Number and Description
2. Wood or Laminate Table Top Finish
3. If Laminate, a wood finish is required for IPWFlat edge
4. Powder Coat Finish


Notes & Tips

- * Assembly required


BOWEN INDOOR COMMUNAL TABLES — 30", 36", 42" HIGH

Description	Top Size			Model #	\$ List Price				Unpkgd. Wgt. (HDPE) #
	W	L	H		Maple	Hickory, White Oak	Walnut, Mixed Woods	Laminate Overlay	
30" High, Bowen Communal Table 	36"	59"	30"	BCN-36-59-RTR-30	2700	3961	4436	2325	135.8
	36"	71"	30"	BCN-36-71-RTR-30	2950	4328	4847	2575	196.2
	36"	82"	30"	BCN-36-82-RTR-30	3200	4694	5258	2977	222.1

*Please note, for actual height, please add 0.7" to stated dimensions for solid wood + laminate tops.

Description	Top Size			Model #	\$ List Price				Unpkgd. Wgt. (HDPE) #
	W	L	H		Maple	Hickory, White Oak	Walnut, Mixed Woods	Laminate Overlay	
36" High, Bowen Communal Table 	36"	59"	36"	BCN-36-59-RTR-36	3400	4988	5586	3025	155.5
	36"	71"	36"	BCN-36-71-RTR-36	3650	5355	5997	3275	208.9
	36"	82"	36"	BCN-36-82-RTR-36	3900	5721	6408	3677	235

*Please note, for actual height, please add 0.7" to stated dimensions for solid wood + laminate tops.

Description	Top Size			Model #	\$ List Price				Unpkgd. Wgt. (HDPE) #
	W	L	H		Maple	Hickory, White Oak	Walnut, Mixed Woods	Laminate Overlay	
42" High, Bowen Communal Table 	36"	59"	42"	BCN-36-59-RTR-42	3600	5281	5915	3225	159.3
	36"	71"	42"	BCN-36-71-RTR-42	3850	5648	6326	3475	212.7
	36"	82"	42"	BCN-36-82-RTR-42	4100	6015	6736	3875	238.9

*Please note, for actual height, please add 0.7" to stated dimensions for solid wood + laminate tops.